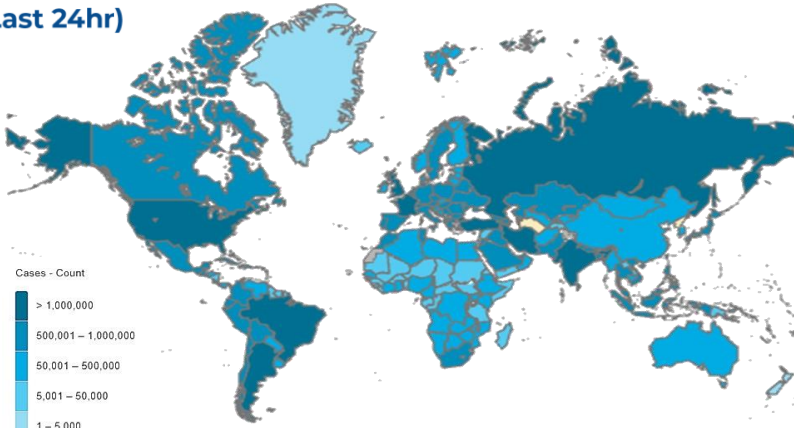
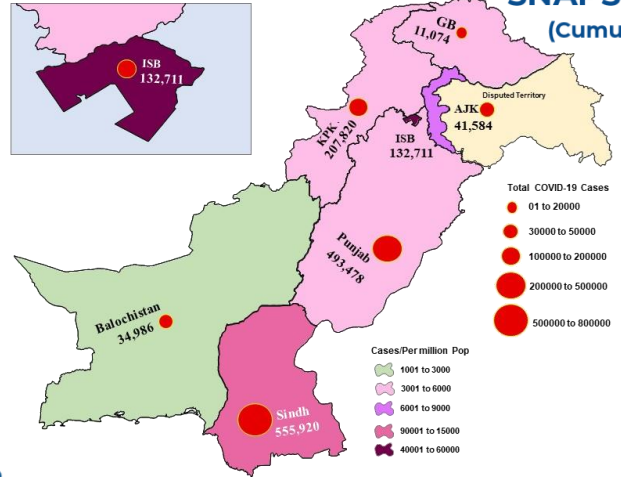




**GLOBAL UPDATES (Last 24hr)**



**PAKISTAN COVID-19 SNAPSHOT (Cumulative)**



<b>2,332,592</b> Confirmed	<b>12,005</b> Deaths	<b>-54.78%</b> Daily Changes	<b>4.12%</b> Daily Changes	<b>10,095,615,243</b> Vaccine doses	<b>24,753,763</b> Suspected	<b>25,639,757</b> Tests	<b>1,477,573</b> Confirmed
<b>1,365,518</b> Recovered	<b>82,368</b> Active	<b>29,687</b> Deaths	<b>As on 6<sup>th</sup> February 2022</b>				

**PAKISTAN SNAPSHOT (LAST 24hr)**

<b>53,910</b> Suspected	<b>58,077</b> Tests	<b>3,498</b> Confirmed	<b>5,761</b> Recovered	<b>1,663</b> Critical	<b>39</b> Deaths
----------------------------	------------------------	---------------------------	---------------------------	--------------------------	---------------------

**PAKISTAN VACCINE STATS**



First Dose  
115,238,268  
Last 24 hrs:  
1,330,298

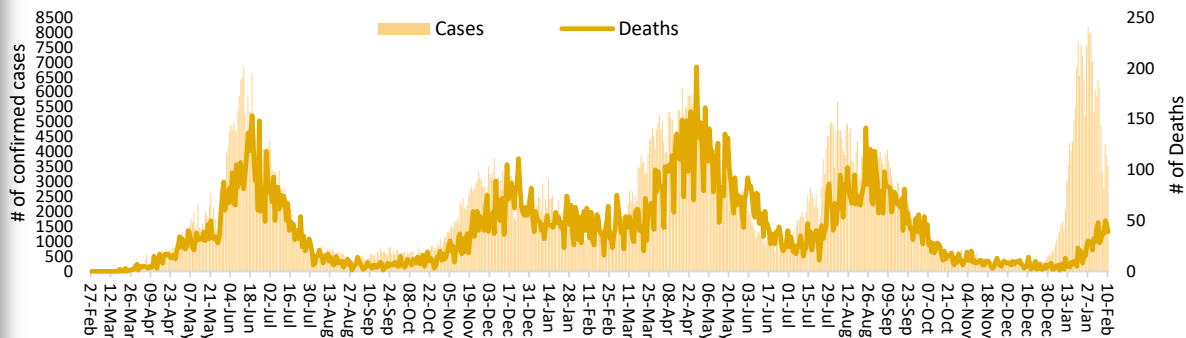


Fully Vaccinated  
89,853,639  
Last 24 hrs:  
950,726

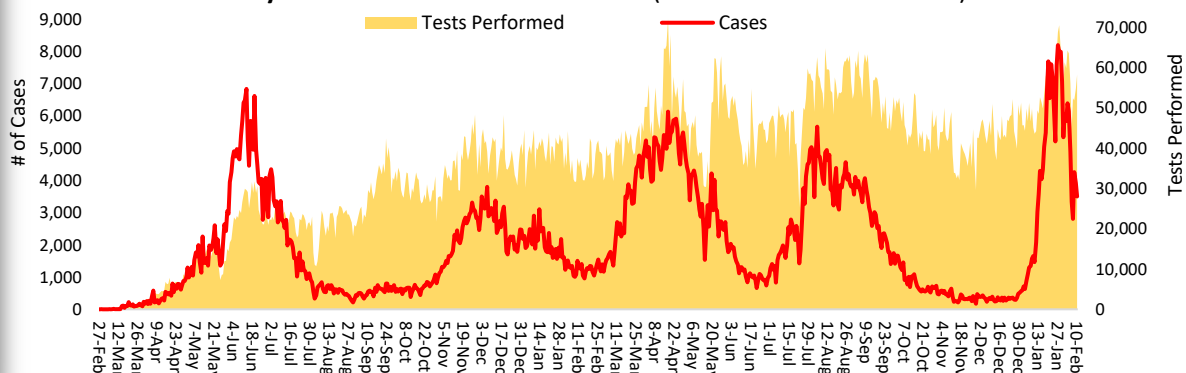


Total Doses Administrated  
194,492,475  
Last 24 hrs:  
2,244,371

**Daily Incidence and Deaths (From 27 Feb 2020 till date)**



**Daily Confirmed cases and Lab. Tests (From 27 Feb 2020 till date)**

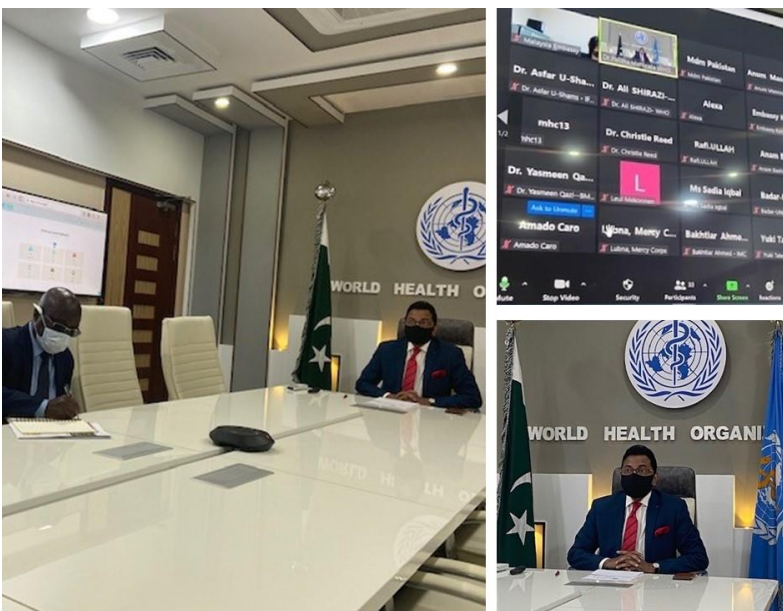


**FUNDS**

Funds Requested for 2021: 14 Million USD  
Gaps: 13.16 million USD

WHO appreciates the contribution of donors:  
(UNOCHA & USAID)

## Meeting and Coordination



On 11th February 2022, WHO Country Representative Pakistan Dr Palitha Mahipala presided over the first partner briefing on COVID-19 in 2022. The briefing was attended by over 30 participants from different agencies and missions. Dr Palitha briefed the partners on the Global, Regional and Pakistan situation of COVID-19. He stated that Pakistan has achieved the milestone of vaccinating at least 40% of the general population with COVID-19 vaccine. He stressed on the need to continue with social distancing, wearing mask, cough ethics and hand hygiene. WR reiterated his highest commitment to the Government and the people of Pakistan. He concluded by thanking the donors for the financial support they accorded to the government through WHO. Partners appreciated WHO's efforts in supporting the government to control the COVID-19 pandemic.

### Positivity Rate by Major Cities/Districts

Districts	Daily Trend	Test Conducted (Last 24hrs)	Positive Cases (Last 24hrs)	Positivity Rate (%)
Abbottabad		710	108	15.2%
Swat		630	18	2.9%
Peshawar		2659	237	8.9%
Faisalabad		1125	69	6.1%
Gujranawala		880	33	3.8%
Gujrat		590	10	1.7%
Lahore		6992	487	7.0%
Multan		1435	26	1.8%
Rawalpindi		1725	132	7.7%
Islamabad		5578	311	5.6%
Karachi		3879	363	9.4%
Hyderabad		1093	206	18.8%
Mirpur		183	19	10.4%
Muzaffarabad		233	46	19.7%

### Summary Table by Province

Provinces	Lab Status				Hospitalized				Home Isolation	Total Recovered	Total Deaths
	Tested		Positive		Stable	Oxygen		On Vent.			
	Last 24hrs	Total (PCR+RA)	Last 24hrs	Total		On low flow	On High flow				
AJK	1,444	378,042	242	41,584	07	29	20	00	1,677	39,085	766
Balochistan	429	519,682	29	34,986	07	02	08	00	358	34,241	370
GB	461	235,784	56	11,074	00	04	03	01	369	10,508	189
Islamabad	5,578	2,637,867	311	132,711	13	119	50	14	8,534	122,986	995
KP	14,445	4,273,207	941	207,820	00	145	266	23	12,833	188,466	6,087
Punjab	22,302	9,791,338	989	493,478	63	195	394	103	12,115	467,286	13,322
Sindh	13,418	7,803,837	930	555,920	59	124	142	21	44,670	502,946	7,958

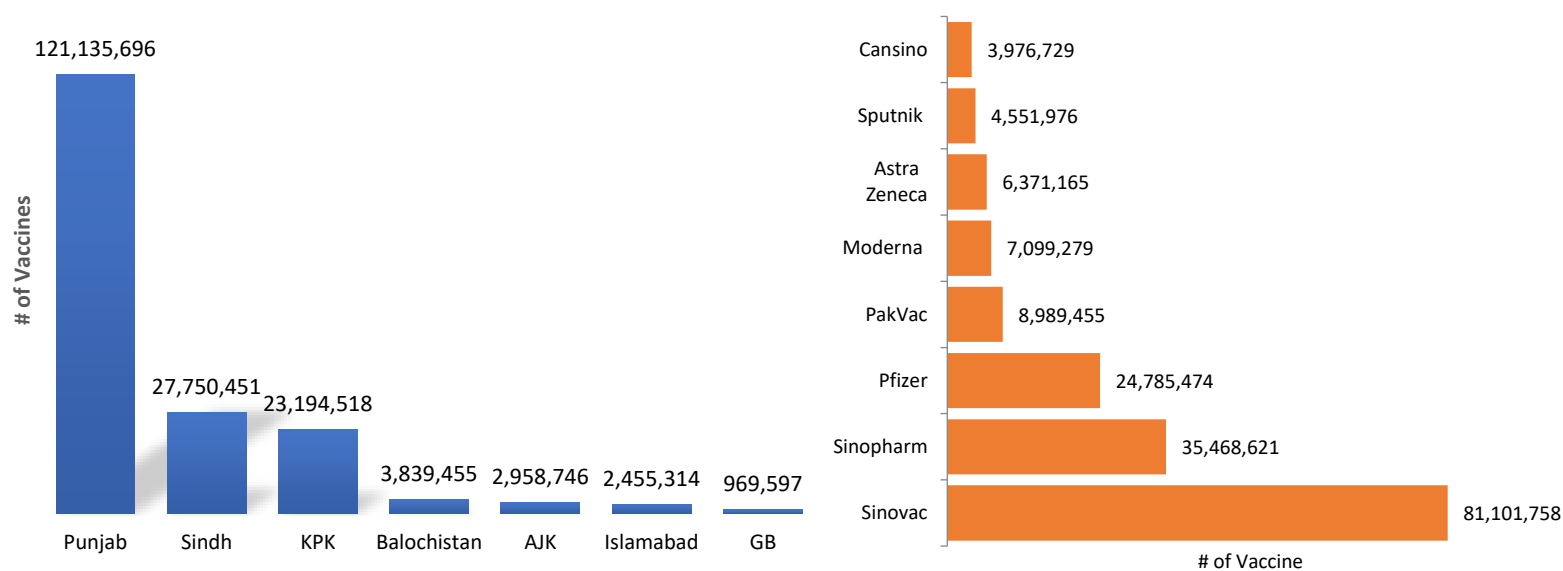
### Summary Table (Major Cities /Districts)

Districts	Hospitalized				Home or elsewhere Isolation
	Stable	On low flow oxygen	On High flow oxygen	On Vent	
Mirpur	04	10	07	00	142
Muzaffarabad	03	03	09	00	438
Quetta	00	00	08	00	284
Gilgit	00	04	03	01	186
Islamabad	13	119	50	14	8,534
Abbottabad	00	18	31	00	726
Peshawar	00	54	113	22	5,055
Swat	00	01	10	00	99
Bahawalpur	00	16	00	06	19
Faisalabad	00	13	62	02	88
Gujranwala	00	02	07	04	13
Lahore	23	44	153	68	671
Multan	25	01	00	03	41
Rawalpindi	05	31	43	06	117
Hyderabad	11	07	07	01	3,511
Karachi	18	111	114	20	34,234

# SARI/ILI surveillance summary, Week-05, 2022 (183 Sentinel Sites)

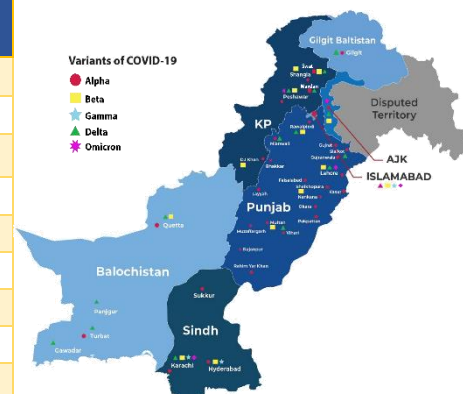
Province	SARI Cases					ILI Cases					Contact Tracing					Sentinel Sites			Bed Occupancy		
	Week-5					Week-5					Week-5					Week-5			Week-5		
	SARI Reported	Tested		Lab Positive		ILI Reported	Tested		Lab Positive		Contact Identified	Contact Lab Tested		Contact Lab Positive		Total Sentinel Sites	Sites Reported		Total Allocated Beds	Occupied Beds	
		No	%	No	%		No	%	No	%		No	%	No	%		No	%		No	%
Islamabad	218	218	100.0	30	13.8	449	438	97.6	57	13.0	962	948	98.5	66	7.0	7	7	100.0	518	183	35.3
Punjab	1967	1967	100.0	194	9.9	4797	3976	82.9	409	10.3	5430	5404	99.5	270	5.0	53	53	100.0	3143	488	15.5
Sindh	1170	1170	100.0	165	14.1	2155	1723	80.0	353	20.5	3888	3700	95.2	900	24.3	23	23	100.0	2758	320	11.6
KP	1113	1106	99.4	245	22.2	11395	11212	98.4	1845	16.5	2697	2697	100.0	206	7.6	30	30	100.0	1448	212	14.6
Balochistan	267	211	79.0	41	19.4	964	578	60.0	49	8.5	367	333	90.7	24	7.2	44	44	100.0	135	43	31.9
AJK	326	326	100.0	166	50.9	740	665	89.9	227	34.1	1942	1942	100.0	494	25.4	13	13	100.0	678	53	7.8
GB	3	3	100.0	0	0.0	7	7	100.0	0	0.0	13	13	100.0	1	7.7	13	13	100.0	51	0	0.0
<b>Total</b>	<b>5064</b>	<b>5001</b>	<b>98.8</b>	<b>841</b>	<b>16.8</b>	<b>20507</b>	<b>18599</b>	<b>90.7</b>	<b>2940</b>	<b>15.8</b>	<b>15299</b>	<b>15037</b>	<b>98.3</b>	<b>1961</b>	<b>13.0</b>	<b>183</b>	<b>183</b>	<b>100.0</b>	<b>8731</b>	<b>1299</b>	<b>14.9</b>

## COVID-19 Vaccination status by province and vaccine doses



## COVID-19 sequenced genomes

Province	Wild Type	ALPHA	BETA	GAMMA	DELTA	DELTA +	Omicron	Total
Punjab	46	371	16	01	580	-	1,902	2,916
Sindh	77	121	235	34	545	-	372	1,384
KP	28	48	06	-	65	-	477	624
Baluchistan	07	03	18	-	76	-	02	106
Islamabad	248	2,789	19	01	4975	03	848	8,883
Gilgit	05	-	-	-	15	-	03	23
AJK	04	04	01	-	16	-	09	34
Unspecified	27	44	15	01	31	-	-	118
<b>Totals</b>	<b>442</b>	<b>3,380</b>	<b>310</b>	<b>37</b>	<b>6303</b>	<b>03</b>	<b>3613</b>	<b>14,088</b>



Data Source: GISAID : <https://www.gisaid.org>., National Institute of Health, Pakistan ,Aga Khan University hospital, Karachi.

The reported data is inclusive of PCR based genotyping for SARS-CoV2 variants and Whole Genome Sequencing information. Variant of Interest data is not including in this report.

### Contact Details

#### Dr Palitha Mahipala

WHO Representative  
WHO Country Office  
Islamabad – Pakistan  
Tel: +92 51 9255183  
Email: mahipalap@who.int

#### Dr Michael Lukwiya

Incident Manager  
WHO Country Office  
Islamabad - Pakistan  
Tel: +92 51 9255184  
Email: lukwiyam@who.int