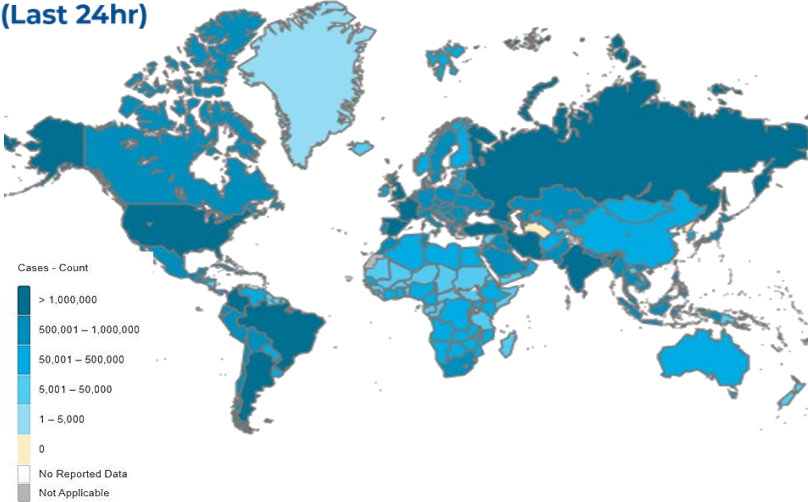
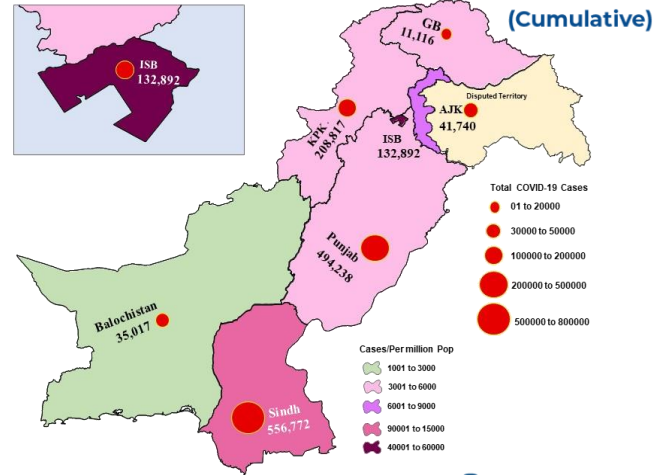




GLOBAL UPDATES (Last 24hr)



PAKISTAN COVID-19 SNAPSHOT (Cumulative)



2,473,605 Confirmed	12,788 Deaths	-4.13% Daily Changes	2.72% Daily Changes	10,095,615,243 Vaccine doses	24,817,849 Suspected	25,696,017 Tests	1,480,592 Confirmed	
1,370,693 Recovered	80,168 Active	29,731 Deaths						

As on 6th February 2022

PAKISTAN SNAPSHOT (LAST 24hr)

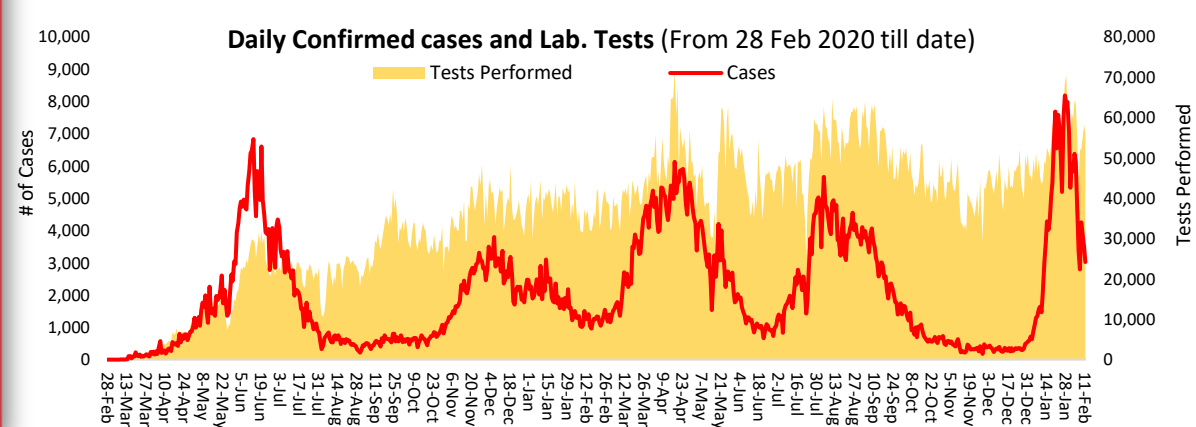
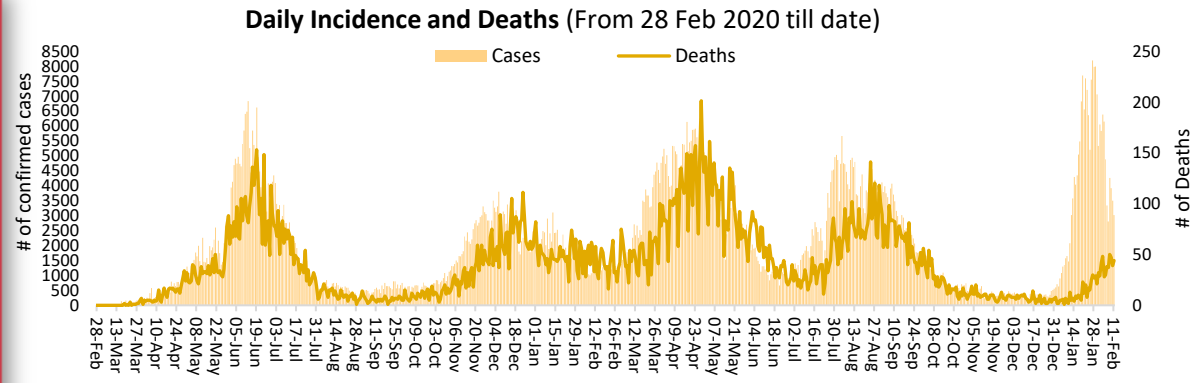
52,976 Suspected	56,260 Tests	3,019 Confirmed	5,175 Recovered	1,640 Critical	44 Deaths
----------------------------	------------------------	---------------------------	---------------------------	--------------------------	---------------------

PAKISTAN VACCINE STATS
As on 11th February 2022

First Dose
115,238,268
Last 24 hrs:
1,330,298

Fully Vaccinated
89,853,639
Last 24 hrs:
950,726

Total Doses Administrated
194,492,475
Last 24 hrs:
2,244,371





On 11th February 2022, The WHO Country Representative in Pakistan, Dr Palitha Mahipala, held a press briefing at the WHO Country Office in Islamabad. In his brief, the WR commended Pakistan for the good response especially through administering over 194 million doses of COVID-19 vaccine, over 115 million people have been given the first dose of the vaccine and over 98 million people are fully vaccinated. This implies that 40% of the population in Pakistan are fully vaccinated. Pakistan has vaccination centers in even the smallest villages. He further stated that there is need to continue practicing social distance, wearing mask, and hand hygiene due to increase transmissibility of Omicron

The WR concluded by expressing his gratitude to the National Command and Operations Centre, The Ministry of National Health Services Coordination and Regulation, the donor agencies, and media for their contributions in the fight against COVID-19.

Positivity Rate by Major Cities/Districts

Districts	Daily Trend	Test Conducted (Last 24hrs)	Positive Cases (Last 24hrs)	Positivity Rate (%)
Abbottabad		474	44	9.3%
Swat		687	21	3.1%
Peshawar		2849	352	12.4%
Faisalabad		770	61	7.9%
Gujranawala		505	19	3.8%
Gujrat		635	10	1.6%
Lahore		6182	375	6.1%
Multan		898	25	2.8%
Rawalpindi		1098	64	5.8%
Islamabad		5537	181	3.3%
Karachi		6465	393	6.1%
Hyderabad		1584	243	15.3%
Mirpur		113	6	5.3%
Muzaffarabad		219	37	16.9%

Summary Table (Major Cities /Districts)

Districts	Hospitalized				Home or elsewhere Isolation
	Stable	On low flow oxygen	On High flow oxygen	On Vent	
Mirpur	01	11	05	01	138
Muzaffarabad	01	02	08	00	357
Quetta	00	00	09	00	250
Gilgit	00	04	03	00	203
Islamabad	08	115	56	12	7,474
Abbottabad	00	14	31	00	728
Peshawar	00	54	125	22	5,012
Swat	00	03	09	00	107
Bahawalpur	00	16	00	06	13
Faisalabad	00	17	66	03	78
Gujranwala	00	04	06	03	13
Lahore	19	37	155	64	652
Multan	31	00	00	02	37
Rawalpindi	09	25	39	03	104
Hyderabad	11	07	07	01	3,535
Karachi	18	111	102	19	34,311

Summary Table by Province

Provinces	Lab Status				Hospitalized				Home Isolation	Total Recovered	Total Deaths
	Tested		Positive		Stable	Oxygen		On Vent.			
	Last 24hrs	Total (PCR+RA)	Last 24hrs	Total		On low flow	On High flow				
AJK	1,172	379,214	156	41,740	02	29	16	01	1,504	39,422	766
Balochistan	682	520,364	31	35,017	06	00	09	00	307	34,324	371
GB	465	236,249	42	11,116	00	04	03	00	383	10,537	189
Islamabad	5,537	2,643,404	181	132,892	08	115	56	12	7,474	124,231	996
KP	13,557	4,286,764	997	208,817	00	137	278	23	12,961	189,315	6,103
Punjab	20,981	9,812,319	760	494,238	70	196	393	92	11,168	468,984	13,335
Sindh	13,866	7,817,703	852	556,772	59	124	132	20	44,586	503,880	7,971

Contact Details

Dr Palitha Mahipala
 WHO Representative
 WHO Country Office
 Islamabad – Pakistan
 Tel: +92 51 9255183
 Email: mahipalap@who.int

Dr Michael Lukwiya
 Incident Manager
 WHO Country Office
 Islamabad - Pakistan
 Tel: +92 51 9255184
 Email: lukwiyam@who.int