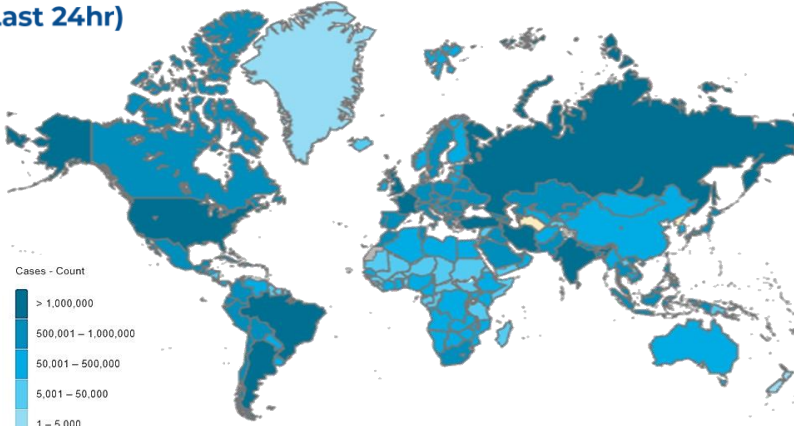
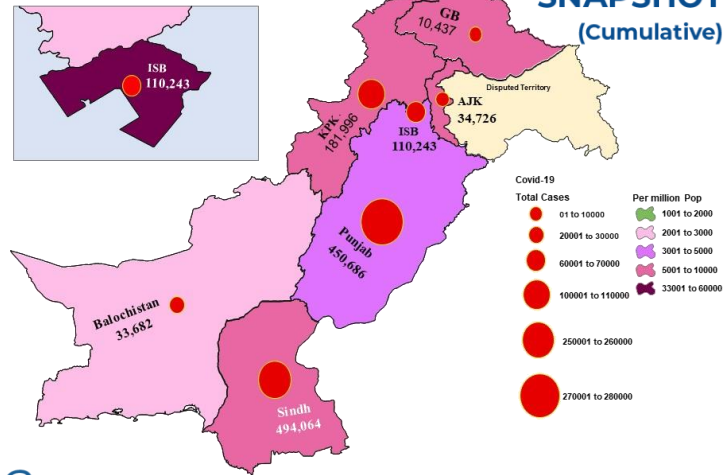




GLOBAL UPDATES (Last 24hr)



PAKISTAN COVID-19 SNAPSHOT (Cumulative)



2,975,094 Confirmed	8,904 Deaths	-14.63% Daily Changes	13.96% Daily Changes	9,194,549,698 Vaccine doses <small>As on 10th January 2022</small>	23,215,416 Suspected	24,032,951 Tests	1,315,834 Confirmed
1,260,407 Recovered	26,428 Active	28,999 Deaths					

PAKISTAN SNAPSHOT (LAST 24hr)

46,396 Suspected	48,449 Tests	3,567 Confirmed	362 Recovered	675 Critical	07 Deaths
----------------------------	------------------------	---------------------------	-------------------------	------------------------	---------------------

PAKISTAN VACCINE STATS



First Dose
101,124,956
Last 24 hrs:
327,877

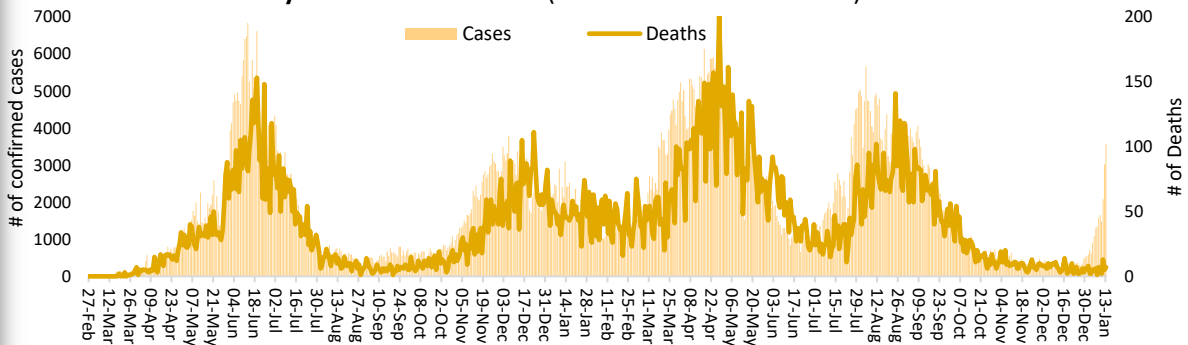


Fully Vaccinated
76,162,035
Last 24 hrs:
475,648

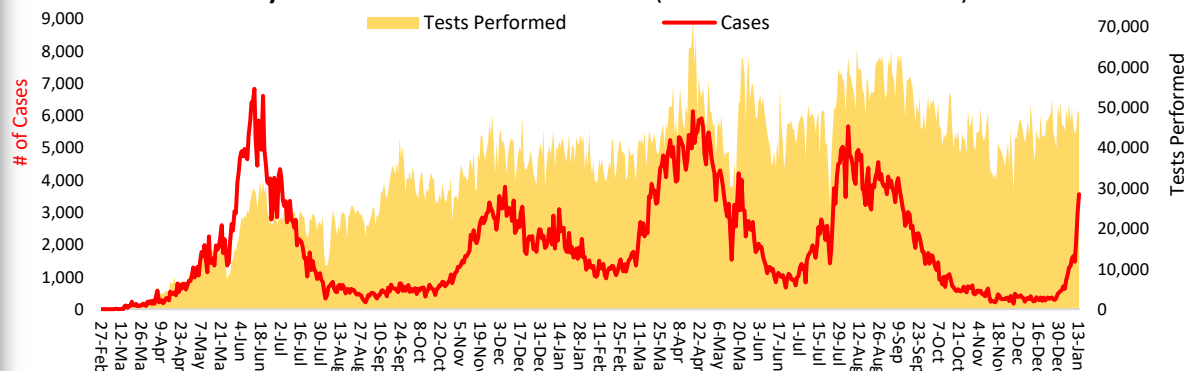


Total Doses Adminstrated
166,083,807
Last 24 hrs:
786,835

Daily Incidence and Death (From 27 Feb 2020 till date)



Daily Confirmed cases and Lab. Tests (From 27 Feb 2020 till date)



FUNDS

Funds Requested for 2021: 14 Million USD
Gaps: 13.16 million USD

WHO appreciates the contribution of donors:
(UNOCHA & USAID)



The Provincial EPI Program, Department of Health, Sindh in collaboration with World Health Organization Pakistan conducted mid-level management capacity building session for the EPI Managers on 23rd December 2021. The training was conducted in Karachi and total 34 mid-level EPI managers from district South, district Malir and district Korangi attended the training sessions.

The objectives of the training were to build the capacity of the mid-level EPI managers on managing human resources, financial and material resources, the supply chain management of vaccines and logistics, and establishment of better mechanism of coordination and collaboration with the stakeholders.

In his remarks, District Health Officer South, Dr Mohammad Ahmed Qazi appreciated the WHO Support for conducting this training.

Positivity Rate by Major Cities/Districts

Districts	Daily Trend	Test Conducted (Last 24hrs)	Positive Cases (Last 24hrs)	Positivity Rate (%)
Abbottabad		528	2	0.4%
Swat		596	0	0.0%
Peshawar		1624	66	4.1%
Faisalabad		362	12	3.3%
Gujranawala		625	12	1.9%
Gujrat		63	1	1.6%
Lahore		6842	659	9.6%
Multan		322	5	1.6%
Rawalpindi		1941	96	4.9%
Islamabad		5407	299	5.5%
Karachi		7226	2081	28.8%
Hyderabad		1584	69	4.4%
Mirpur		106	5	4.7%
Muzaffarabad		21	0	0.0%

Summary Table (Major Cities /Districts)

Districts	Hospitalized				Home or elsewhere Isolation
	Stable	On low flow oxygen	On High flow oxygen	On Vent	
Mirpur	01	01	00	00	26
Muzaffarabad	00	00	00	00	00
Quetta	00	00	02	00	34
Gilgit	00	00	00	00	03
Islamabad	00	24	28	12	1,368
Abbottabad	00	02	04	00	28
Peshawar	00	23	32	11	266
Swat	00	02	02	00	09
Bahawalpur	01	03	00	00	93
Faisalabad	00	08	20	02	207
Gujranwala	00	03	00	00	96
Lahore	10	04	64	30	511
Multan	05	03	00	01	106
Rawalpindi	03	06	17	00	136
Hyderabad	01	02	00	00	791
Karachi	16	105	59	13	11,276

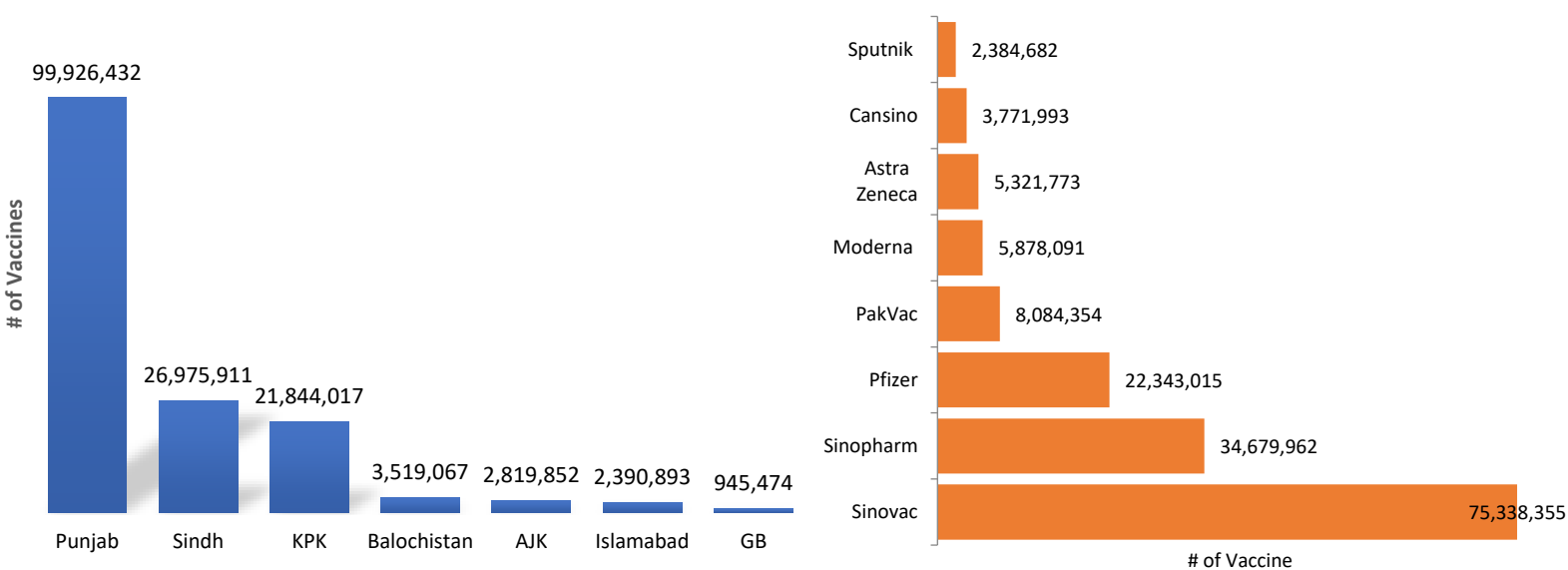
Summary Table by Province

Provinces	Lab Status				Stable	Hospitalized			Home Isolation	Total Recovered	Total Deaths
	Tested		Positive			Oxygen		On Vent.			
	Last 24hrs	Total (PCR+RA)	Last 24hrs	Total		On low flow	On High flow				
AJK	566	336,728	07	34,726	01	01	00	00	42	33,933	749
Balochistan	361	500,357	07	33,682	00	00	02	00	47	33,266	367
GB	296	224,989	00	10,437	00	00	00	00	08	10,243	186
Islamabad	5,407	2,456,423	299	110,243	00	24	28	12	1,368	107,844	967
KP	9,469	3,965,329	90	181,996	00	59	63	13	552	175,357	5,952
Punjab	19,722	9,161,329	843	450,686	25	87	159	38	7,034	430,258	13,085
Sindh	12,628	7,387,796	2,321	494,064	38	107	69	13	16,638	469,506	7,693

SARI/ILI surveillance summary, Week-01, 2022 (261 Sentinel Sites)

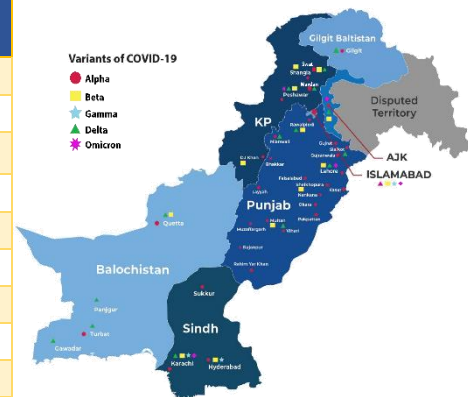
Province	SARI Cases					ILI Cases					Contact Tracing					Sentinel Sites			Bed Occupancy		
	Week-1					Week-1					Week-1					Week-1			Week-1		
	SARI Reported	Tested		Lab Positive		ILI Reported	Tested		Lab Positive		Contact Identified	Contact Lab Tested		Contact Lab Positive		Total Sentinel Sites	Sites Reported		Total Allocated Beds	Occupied Beds	
		No	%	No	%		No	%	No	%		No	%	No	%		No	%		No	%
Islamabad	33	33	100.0	8	24.2	414	377	91.1	16	4.2	726	726	100.0	110	15.2	7	7	100.0	429	57	13.3
Punjab	917	917	100.0	19	2.1	1734	1474	85.0	31	2.1	1539	1538	99.9	7	0.5	50	50	100.0	3265	403	12.3
Sindh	742	742	100.0	52	7.0	1010	805	79.7	49	6.1	796	742	93.2	68	9.2	49	16	32.7	2530	67	2.6
KP	530	530	100.0	18	3.4	3001	3001	100.0	62	2.1	2372	2372	100.0	68	2.9	30	30	100.0	1448	79	5.5
Balochistan	152	101	66.4	15	14.9	803	284	35.4	17	6.0	231	213	92.2	6	2.8	44	44	100.0	157	55	35.0
AJK	71	71	100.0	2	2.8	491	491	100.0	1	0.2	98	98	100.0	2	2.0	20	13	65.0	678	13	1.9
GB	0	0	0.0	0	0.0	15	15	100.0	0	0.0	0	0	0.0	0	0.0	13	13	100.0	51	0	0.0
Total	2445	2394	97.9	114	4.8	7468	6447	86.3	176	2.7	5762	5689	98.7	261	4.6	213	173	81.2	8558	674	7.9

COVID-19 Vaccination status by province and vaccine doses



COVID-19 sequenced genomes

Province	Wild Type	ALPHA	BETA	GAMMA	DELTA	DELTA +	Omicron	Total
Punjab	46	371	16	01	530	-	406	1,370
Sindh	77	121	235	34	510	-	99	1,076
KP	28	48	06	-	24	-	09	115
Baluchistan	07	03	18	-	56	-	-	84
Islamabad	248	135	19	01	904	03	440	1,750
Gilgit	05	-	-	-	15	-	01	21
AJK	04	04	01	-	16	-	09	34
Unspecified	27	44	15	01	31	-	-	118
Totals	442	726	310	37	2,086	03	964	4,568



Data Source: GISAID : <https://www.gisaid.org>, National Institute of Health, Pakistan, Aga Khan University hospital, Karachi.

The reported data is inclusive of PCR based genotyping for SARS-CoV2 variants and Whole Genome Sequencing information. Variant of Interest data is not including in this report.

Contact Details

Dr Palitha Mahipala

WHO Representative
WHO Country Office
Islamabad – Pakistan
Tel: +92 51 9255183
Email: mahipalap@who.int

Dr Michael Lukwiya

Incident Manager
WHO Country Office
Islamabad - Pakistan
Tel: +92 51 9255184
Email: lukwiyam@who.int