



WHO PAKISTAN COVID-19 SITUATION REPORT

Friday, 15th April 2022 (02 Years & 48 Days)

COVID-19 PREVENTIVE MEASURES



WEAR A **FACE MASK** PROPERLY



WASH YOUR HANDS **WITH SOAP & WATER**



GET **VACCINATED**



PRACTICE PHYSICAL **DISTANCING**

PAKISTAN SNAPSHOT (LAST 24hr)



23,315
Suspected



24,239
Tests



123
Confirmed



71
Recovered

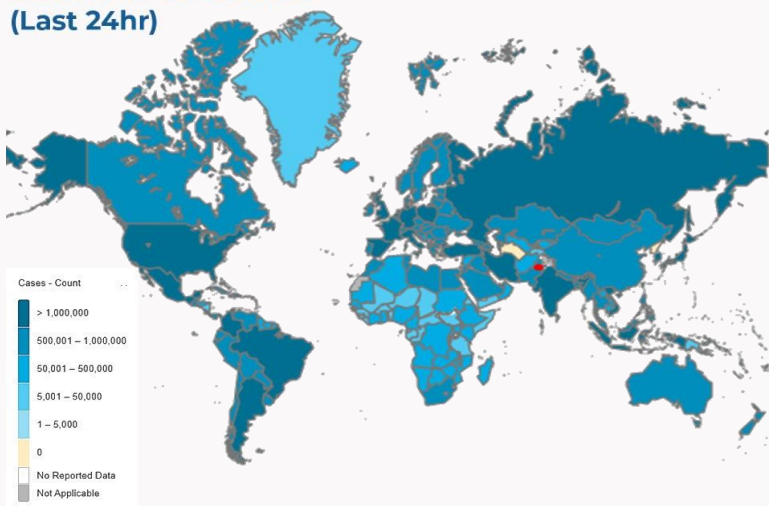


236
Critical



01
Deaths

GLOBAL UPDATES (Last 24hr)



948,865 Confirmed
4,175 Deaths
-8.10% Daily Changes
49.75% Daily Changes
11,294,502,059 Vaccine doses
 As on 13th April 2022

PAKISTAN COVID-19 SNAPSHOT (Cumulative)



26,928,098
Suspected



27,854,872
Tests



1,527,075
Confirmed



1,489,815
Recovered



6,897
Active



30,363
Deaths

PAKISTAN VACCINE STATS



First Dose
133,754,050
Last 24 hrs:
53,481



Fully Vaccinated
120,356,354
Last 24 hrs:
109,380

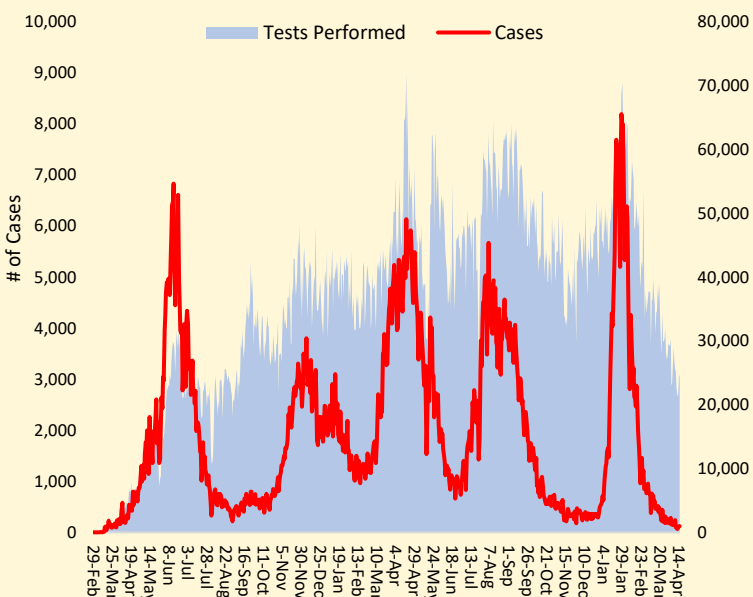


Booster Dose
6,635,625
Last 24 hrs:
34,632



Total Doses Administrated
243,978,732
Last 24 hrs:
178,091

Daily Confirmed cases and Lab. Tests (From 29 Feb 2020 till date)



Positivity Rate by Major Cities/Districts

Districts	Daily Trend	Test Conducted (Last 24hrs)	Positive Cases (Last 24hrs)	Positivity Rate (%)
Abbottabad		105	0	0.0%
Swat		478	0	0.0%
Peshawar		852	0	0.0%
Faisalabad		461	9	2.0%
Gujranawala		888	0	0.0%
Gujrat		75	1	1.3%
Lahore		4049	42	1.0%
Multan		562	1	0.2%
Rawalpindi		725	2	0.3%
Islamabad		875	7	0.8%
Karachi		423	3	0.7%
Hyderabad		4	0	0.0%
Mirpur		29	0	0.0%
Muzaffarabad		36	0	0.0%

FUNDS

Funds Requested for 2022: 14 million USD
Gaps: 10.46 million USD

WHO appreciates the contribution of donors:
(UNOCHA, USAID, Republic of Korea, BPRM)

Meetings & Coordination



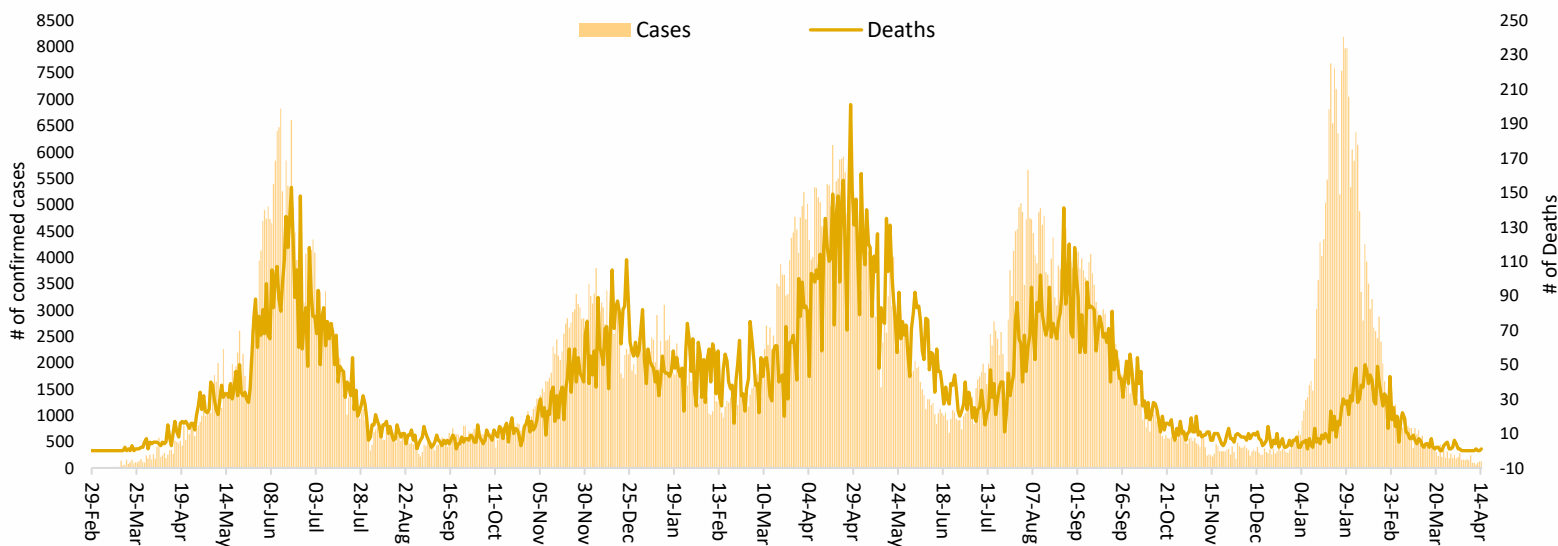
On 13 April 2022, WHO Country Representative Pakistan Dr. Palitha Mahipala met with the Hon. Minister for Health, Balochistan Syed Ahsaan Shah at EPI Headquarter in Quetta. The WR donated 2 Cold Chain trucks, 5 ambulances, one double cabin vehicle, 34 motorcycles & IT equipment. The handing over ceremony was witnessed by the Secretary Health Mr Saleh Mohammad Nasir and Director General Health Services Balochistan Dr Noor Qazi.

In his remarks, Dr. Mahipala appreciated the department of health, and the provincial EPI team's efforts in the provision of routine & COVID-19 vaccination in Balochistan.

Mr Ahsan Shah thanked WHO for its support in strengthening the health system of Balochistan to enhance and sustain immunization services

Daily Incidence and Deaths

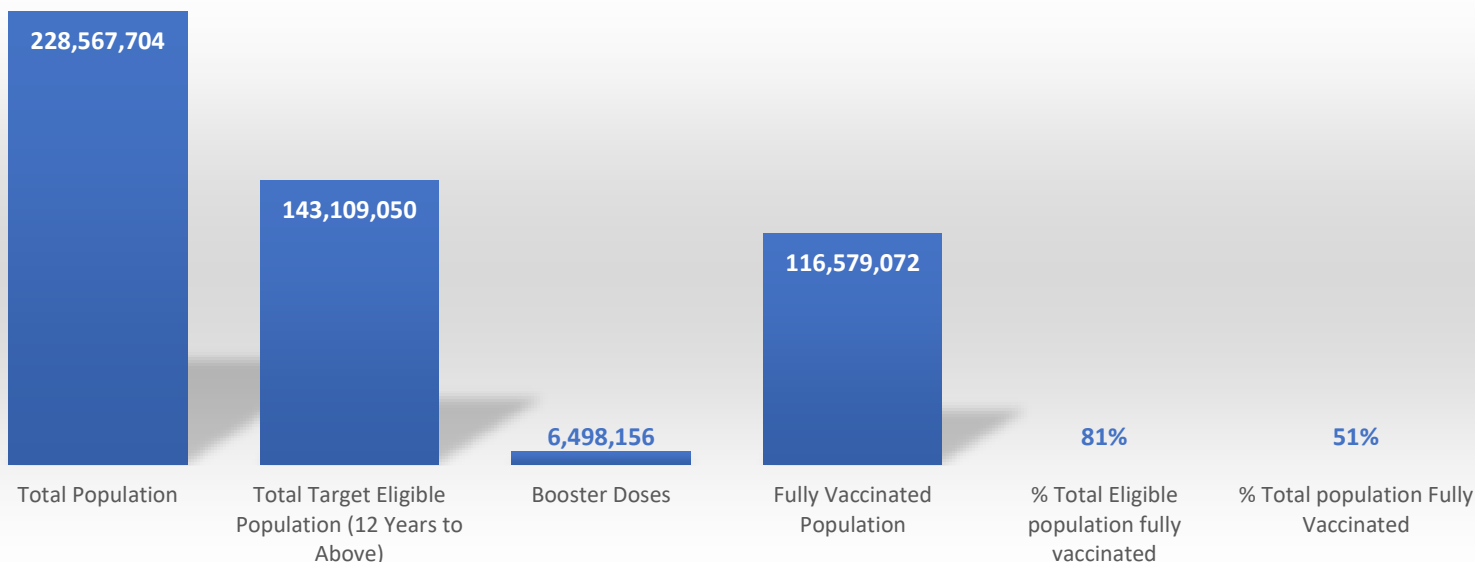
From 29th April 2020 till data



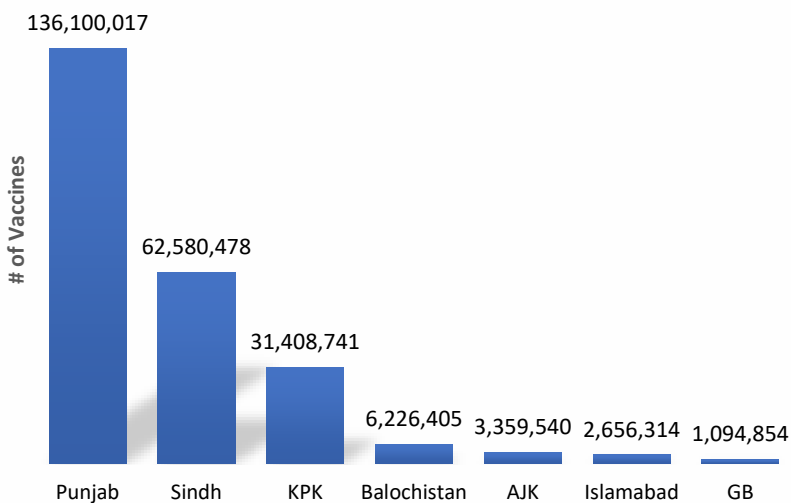
Summary Table (Major Cities /Districts)

Districts	Hospitalized				Home or elsewhere Isolation
	Stable	On low flow oxygen	On High flow oxygen	On Vent	
Mirpur	00	01	00	00	00
Muzaffarabad	00	00	00	00	02
Quetta	00	00	00	00	00
Gilgit	00	00	00	00	19
Islamabad	00	00	06	00	69
Abbottabad	00	02	01	00	11
Peshawar	00	06	09	08	108
Swat	00	00	00	00	21
Bahawalpur	00	00	00	02	00
Faisalabad	00	02	09	00	00
Gujranwala	00	00	00	00	00
Lahore	02	02	11	16	119
Multan	06	00	00	00	07
Rawalpindi	01	00	00	01	05
Hyderabad	00	00	00	00	821
Karachi	00	27	23	04	2,147

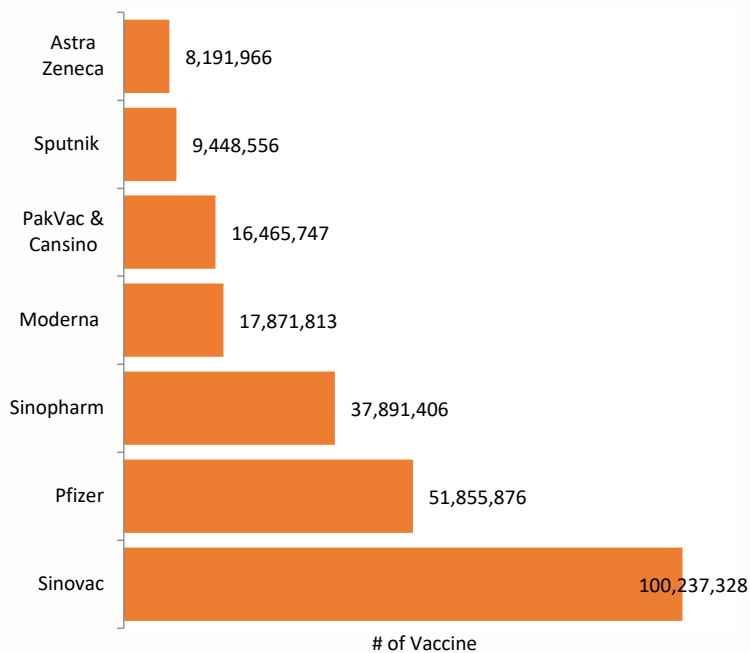
COVID-19 Vaccine Doses Analysis



COVID-19 Vaccination status by province



COVID-19 Vaccination by vaccine doses



Vaccination Targets-2022 Pakistan

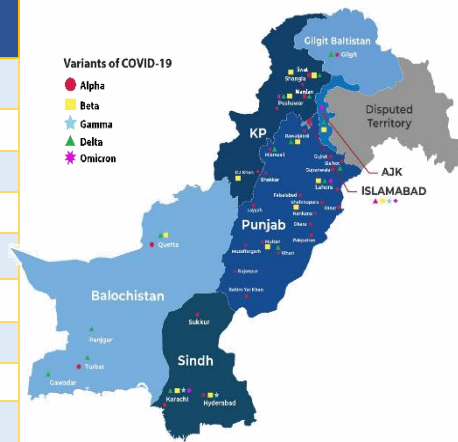
Target	Eligible Population	Total Target Min 1 Dose	% Of Eligible Population	% Of Total Population	Total Target Fully Vax	% Of Eligible Population	% Of Total Population
Summary							
March -22	153.6	130 Mn	85%	57%	110 Mn	72%	48%
Jun-22	197.3 Mn	165 Mn	84%	72%	141 Mn	71%	61%
12+ Population							
March -22	153.6	130 Mn	85%	57%	110 Mn	72%	48%
June - 22	153.6	138 Mn	90%	60%	123 Mn	80%	54%
5-11 years Population							
June - 22	43.7 Mn	27 Mn	62%		18 Mn	41%	

SARI/ILI surveillance summary, Week-14, 2022 (227 Sentinel Sites)

Province	SARI Cases					ILI Cases					Contact Tracing					Sentinel Sites			Bed Occupancy		
	Week-14					Week-14					Week-14					Week-14			Week-14		
	SARI Reported	Tested		Lab Positive		ILI Reported	Tested		Lab Positive		Contact Identified	Contact Lab Tested		Contact Lab Positive		Total Sentinel Sites	Sites Reported		Total Allocated Beds	Occupied Beds	
		No	%	No	%		No	%	No	%		No	%	No	%		No	%		No	%
Islamabad	29	29	100	3	10.3	888	813	91.6	20.0	2.5	329	329	100	6.0	0.1	30	30	100	1448	24	1.7
Punjab	450	443	98.4	2	0.5	994	862	86.7	14.0	1.6	274	264	96.4	0	0	53	53	100	2544	92	3.6
Sindh	24	24	100	1	0	98	92	94	1.0	1	131	127	97	1.0	1.0	22	22	100	466	9	0
KP	535	535	100	11	2.1	840	509	60.6	11.0	2.2	123	117	95	8.0	6.8	22	22	100	2030	32	1.6
Balochistan	169	134	79.3	0	0	857	532	62	3.0	0.6	171	127	74.3	0	0	44	44	100	135	29	21.5
AJK	0	0	0	0	0	2.0	2	100	0.0	0	0	0	0	0	0	13	13	100	51	0	0
GB	153	112	73	3	3	932	427	46	4	1	38	38	100	0	0	43	43	100	225	0	0
Total	1360	1277	93.9	20	1.6	4611	3237	70.2	53	1.6	1066	1002	94.0	15	1.5	227	227	100	6899	186	2.7

COVID-19 sequenced genomes

Province	Wild Type	ALPHA	BETA	GAMMA	DELTA	DELTA +	Omicron	Total
Punjab	46	371	16	01	610	-	3,150	4,194
Sindh	77	121	235	34	545	-	860	1,872
KP	28	48	06	-	65	-	519	666
Baluchistan	07	03	18	-	76	-	2	106
Islamabad	248	2,789	19	01	4,975	03	1,611	9,646
Gilgit	05	-	-	-	40	-	122	167
AJK	04	04	01	-	26	-	175	210
Unspecified	27	44	15	01	31	-	-	118
Totals	442	3,380	310	37	6,368	03	6439	16,979



Data Source: GISAID : <https://www.gisaid.org>, National Institute of Health, Pakistan, Aga Khan University hospital, Karachi. The reported data is inclusive of PCR based genotyping for SARS-CoV2 variants and Whole Genome Sequencing information. Variant of Interest data is not including in this report.

Summary Table by Province

Provinces	Lab Status				Hospitalized				Home Isolation	Total Recovered	Total Deaths
	Tested		Positive		Stable	Oxygen		On Vent.			
	Last 24hrs	Total (PCR+RA)	Last 24hrs	Total		On low flow	On High flow				
AJK	170	410,710	01	43,304	00	01	00	00	14	42,497	792
Balochistan	208	538,201	00	35,481	00	00	00	00	01	35,102	378
GB	392	258,122	01	11,723	00	00	00	00	28	11,504	191
Islamabad	875	2,792,348	07	135,148	00	00	06	00	69	134,050	1,023
KP	6,310	4,702,053	25	219,333	00	19	28	08	373	212,583	6,322
Punjab	14,167	10,848,792	58	505,586	12	32	55	19	1,151	490,758	13,559
Sindh	2,117	8,304,646	31	576,500	00	28	36	04	5,013	563,321	8,098

Contact Details

Dr Palitha Mahipala

WHO Representative
WHO Country Office
Islamabad – Pakistan
Tel: +92 51 9255183
Email: mahipalap@who.int

Dr Michael Lukwiya

Incident Manager
WHO Country Office
Islamabad - Pakistan
Tel: +92 51 9255184
Email: lukwiyam@who.int