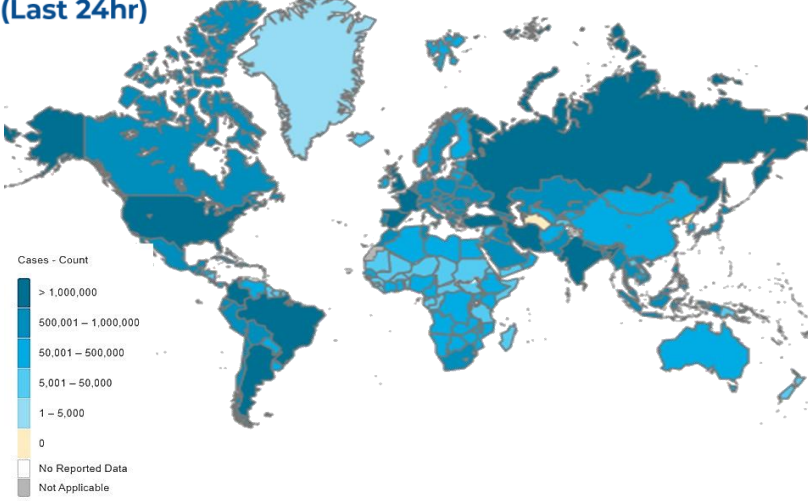
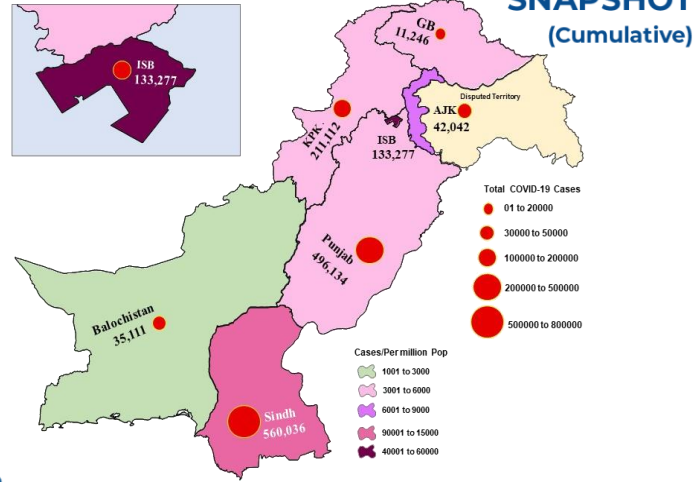




GLOBAL UPDATES (Last 24hr)



PAKISTAN COVID-19 SNAPSHOT (Cumulative)



1,655,116 Confirmed	8,654 Deaths	-3.92% Daily Changes	20.06% Daily Changes	10,227,670,521 Vaccine doses	24,961,890 Suspected	25,847,205 Tests	1,488,958 Confirmed
1,383,725 Recovered	75,405 Active	29,828 Deaths					

As on 13th February 2022

PAKISTAN SNAPSHOT (LAST 24hr)

45,875 Suspected	48,037 Tests	2,597 Confirmed	3,804 Recovered	1,588 Critical	27 Deaths
----------------------------	------------------------	---------------------------	---------------------------	--------------------------	---------------------

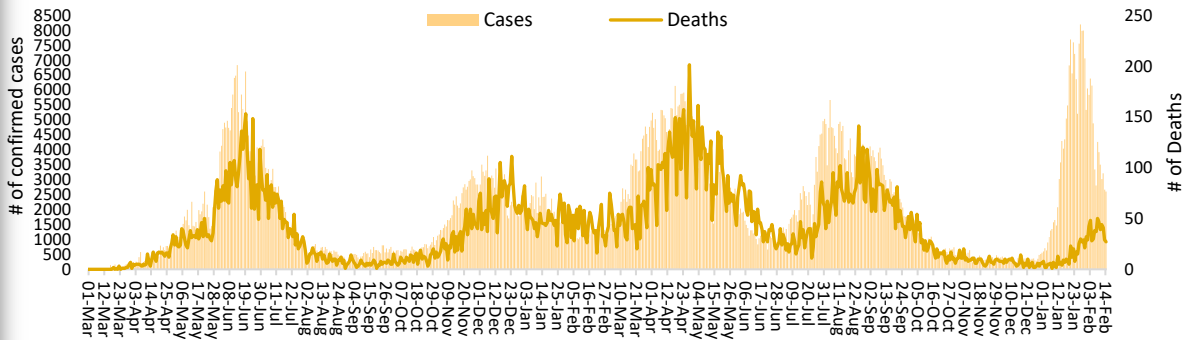
PAKISTAN VACCINE STATS

First Dose
120,645,745
Last 24 hrs:
1,495,237

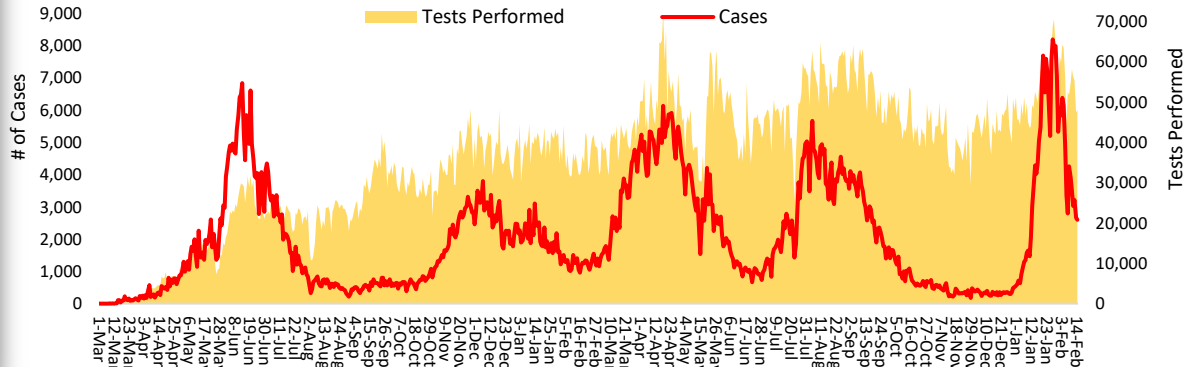
Fully Vaccinated
93,542,689
Last 24 hrs:
977,564

Total Doses Administrated
203,227,145
Last 24 hrs:
2,339,218

Daily Incidence and Deaths (From 01 Mar 2020 till date)



Daily Confirmed cases and Lab. Tests (From 01 Mar 2020 till date)



FUNDS

Funds Requested for 2021: 14 million USD
Gaps: 13.16 million USD

WHO appreciates the contribution of donors:
(UNOCHA & USAID)



The Khyber Medical University Peshawar in collaboration with World Health Organization Pakistan conducted a seven-day training course on infection prevention and control (IPC). The training took place at the Saidu Group of Teaching Hospital (SGTH) in Saidu Sharif, Swat from 07-12 February 2022, where 16 doctors and 13 housekeeping staff from different tehsils in Swat participated. Head of Department Medicine and Chairman IPC committee Dr Wasil Khan and Project Director and Principle SGTH Dental college, Dr Tariq Khan attended the closing ceremony and distributed certificates among the course attendees.

In his closing remarks, Dr Wasil praised WHO Pakistan's support for the training and thanked for hosting the IPC session during COVID-19, Pandemic 5th wave in Pakistan.

Positivity Rate by Major Cities/Districts

Districts	Daily Trend	Test Conducted (Last 24hrs)	Positive Cases (Last 24hrs)	Positivity Rate (%)
Abbottabad		353	31	8.8%
Swat		273	2	0.7%
Peshawar		1293	82	6.3%
Faisalabad		1118	40	3.6%
Gujranawala		1430	17	1.2%
Gujrat		1246	13	1.0%
Lahore		6085	390	6.4%
Multan		880	26	3.0%
Rawalpindi		914	46	5.0%
Islamabad		5088	165	3.2%
Karachi		6975	744	10.7%
Hyderabad		2184	276	12.6%
Mirpur		131	16	12.2%
Muzaffarabad		156	12	7.7%

Summary Table (Major Cities /Districts)

Districts	Hospitalized				Home or elsewhere Isolation
	Stable	On low flow oxygen	On High flow oxygen	On Vent	
Mirpur	00	09	06	00	117
Muzaffarabad	00	02	08	01	274
Quetta	00	00	06	00	214
Gilgit	00	07	02	00	237
Islamabad	10	118	53	16	4,437
Abbottabad	00	10	24	00	599
Peshawar	00	62	104	20	3,928
Swat	00	05	06	00	95
Bahawalpur	00	14	00	05	21
Faisalabad	00	12	67	03	82
Gujranwala	00	00	09	03	13
Lahore	17	35	145	68	601
Multan	31	00	00	02	29
Rawalpindi	03	20	33	03	102
Hyderabad	09	08	06	02	3,934
Karachi	14	102	89	15	34,911

Summary Table by Province

Provinces	Lab Status				Hospitalized				Home Isolation	Total Recovered	Total Deaths
	Tested		Positive		Stable	Oxygen		On Vent.			
	Last 24hrs	Total (PCR+RA)	Last 24hrs	Total		On low flow	On High flow				
AJK	737	381,761	64	42,042	04	13	22	01	1,223	40,008	771
Balochistan	354	521,701	15	35,111	01	00	06	00	271	34,462	371
GB	328	237,226	53	11,246	00	07	02	00	467	10,581	189
Islamabad	5,088	2,656,960	165	133,277	10	118	53	16	4,437	127,644	999
KP	8,208	4,317,745	386	211,112	00	136	248	20	12,362	192,213	6,133
Punjab	19,973	9,872,129	704	496,134	59	206	392	101	9,028	472,968	13,380
Sindh	13,349	7,859,683	1,210	560,036	36	116	114	17	45,919	505,849	7,985

Contact Details

Dr Palitha Mahipala
 WHO Representative
 WHO Country Office
 Islamabad – Pakistan
 Tel: +92 51 9255183
 Email: mahipalap@who.int

Dr Michael Lukwiya

Incident Manager
 WHO Country Office
 Islamabad - Pakistan
 Tel: +92 51 9255184
 Email: lukwiyam@who.int