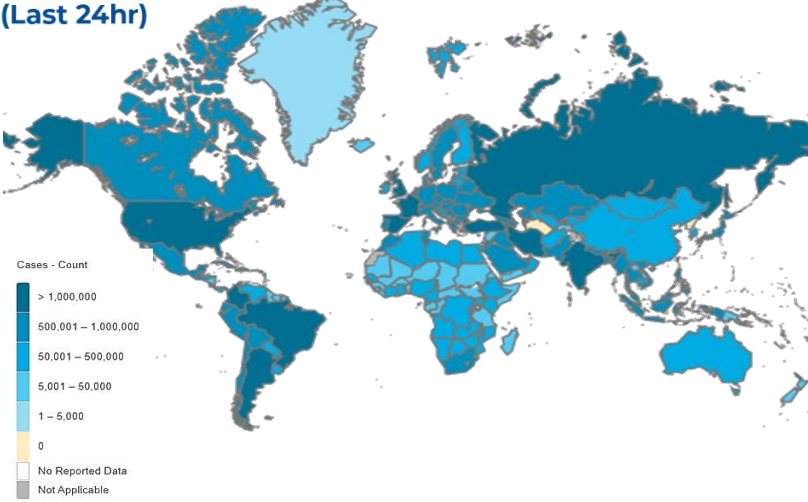


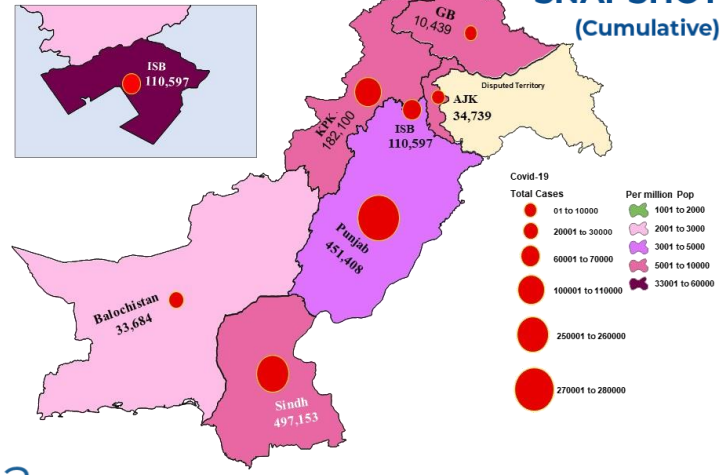


PAKISTAN COVID-19 SITUATION REPORT

GLOBAL UPDATES (Last 24hr)



PAKISTAN COVID-19 SNAPSHOT (Cumulative)



| | | | | | | | | |
|-------------------------------|-------------------------|---------------------------------|---------------------------------|---------------------------------------|--------------------------------|----------------------------|-------------------------------|--|
| 3,120,435 Confirmed | 7,942 Deaths | -11.76% Daily Changes | -11.80% Daily Changes | 9,283,076,642 Vaccine doses | 23,266,079 Suspected | 24,085,473 Tests | 1,320,120 Confirmed | |
| 1,263,005 Recovered | 28,112 Active | 29,003 Deaths | | | | | | |

As on 13th January 2022

PAKISTAN SNAPSHOT (LAST 24hr)

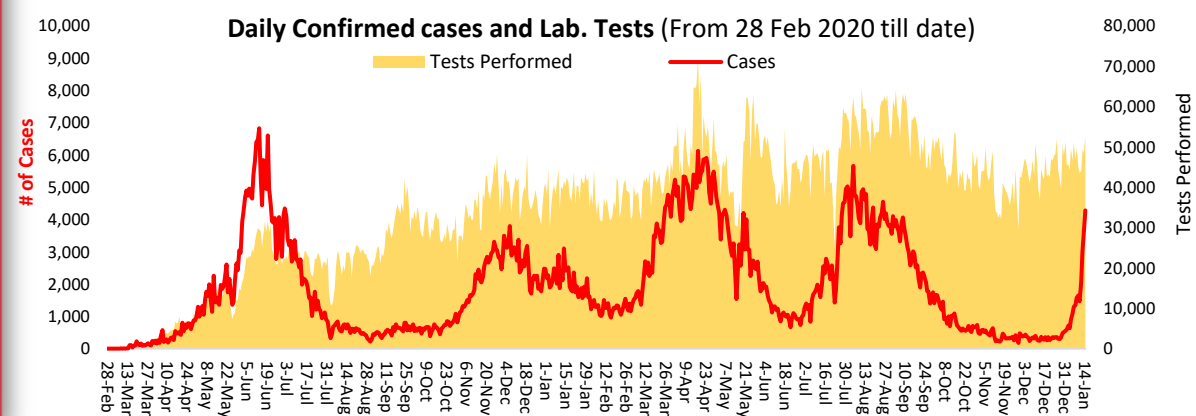
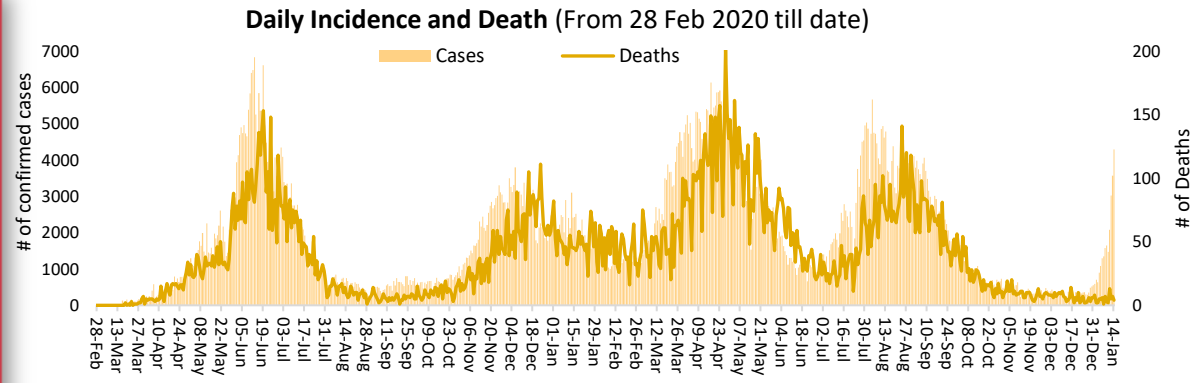
| | | | | | |
|----------------------------|------------------------|---------------------------|---------------------------|------------------------|---------------------|
| 50,663 Suspected | 52,522 Tests | 4,286 Confirmed | 2,598 Recovered | 709 Critical | 04 Deaths |
|----------------------------|------------------------|---------------------------|---------------------------|------------------------|---------------------|

PAKISTAN VACCINE STATS

First Dose
101,457,925
Last 24 hrs:
332,969

Fully Vaccinated
76,649,649
Last 24 hrs:
462,614

Total Doses Administrated
166,837,089
Last 24 hrs:
753,282





On 14th January 2022, World Health Organization Pakistan conducted virtual weekly meeting between WHE team based in country office Islamabad and the WHO Surveillance Officers (SOs) deployed in in provinces and high burden districts for COVID-19.

The objective of the weekly meeting was to discuss current COVID-19 situation and implementation of preventive measures in the field. The SOs presented a briefs overview on the COVID-19 situation, trend analysis for SARI/ILI cases, contact tracing and the COVID-19 burden on the health system in the provinces.

Acting WHE Team lead Dr Musa Rahim appreciated the hard work and commitment of surveillance officers. He emphasized on the need to enhance implementation of public Health measures; wearing mask, social distancing and hand hygiene; promotion of vaccination and strengthen the capacity of the health facilities to handle increasing burden of the cases.

Positivity Rate by Major Cities/Districts

| Districts | Daily Trend | Test Conducted (Last 24hrs) | Positive Cases (Last 24hrs) | Positivity Rate (%) |
|--------------|-------------|-----------------------------|-----------------------------|---------------------|
| Abbottabad | | 297 | 7 | 2.4% |
| Swat | | 889 | 1 | 0.1% |
| Peshawar | | 1326 | 72 | 5.4% |
| Faisalabad | | 781 | 9 | 1.2% |
| Gujranawala | | 561 | 0 | 0.0% |
| Gujrat | | 275 | 2 | 0.7% |
| Lahore | | 6121 | 520 | 8.5% |
| Multan | | 1328 | 0 | 0.0% |
| Rawalpindi | | 1600 | 159 | 9.9% |
| Islamabad | | 5093 | 354 | 7.0% |
| Karachi | | 8063 | 2846 | 35.3% |
| Hyderabad | | 2031 | 104 | 5.1% |
| Mirpur | | 92 | 2 | 2.2% |
| Muzaffarabad | | 42 | 5 | 11.9% |

Summary Table (Major Cities /Districts)

| Districts | Hospitalized | | | | Home or elsewhere Isolation |
|--------------|--------------|--------------------|---------------------|---------|-----------------------------|
| | Stable | On low flow oxygen | On High flow oxygen | On Vent | |
| Mirpur | 01 | 02 | 00 | 00 | 25 |
| Muzaffarabad | 00 | 00 | 00 | 00 | 05 |
| Quetta | 00 | 00 | 02 | 00 | 36 |
| Gilgit | 00 | 00 | 01 | 00 | 04 |
| Islamabad | 00 | 37 | 27 | 10 | 1,652 |
| Abbottabad | 00 | 02 | 06 | 00 | 32 |
| Peshawar | 00 | 24 | 31 | 12 | 329 |
| Swat | 00 | 02 | 02 | 00 | 10 |
| Bahawalpur | 01 | 01 | 00 | 01 | 92 |
| Faisalabad | 00 | 06 | 20 | 02 | 201 |
| Gujranwala | 00 | 00 | 00 | 00 | 96 |
| Lahore | 12 | 07 | 63 | 34 | 511 |
| Multan | 08 | 03 | 00 | 00 | 97 |
| Rawalpindi | 01 | 06 | 18 | 01 | 136 |
| Hyderabad | 01 | 02 | 00 | 00 | 544 |
| Karachi | 18 | 109 | 75 | 13 | 11,967 |

Summary Table by Province

| Provinces | Lab Status | | | | Hospitalized | | | | Home Isolation | Total Recovered | Total Deaths |
|-------------|------------|----------------|------------|---------|--------------|-------------|--------------|----------|----------------|-----------------|--------------|
| | Tested | | Positive | | Stable | Oxygen | | On Vent. | | | |
| | Last 24hrs | Total (PCR+RA) | Last 24hrs | Total | | On low flow | On High flow | | | | |
| AJK | 497 | 337,225 | 13 | 34,739 | 01 | 02 | 00 | 00 | 50 | 33,937 | 749 |
| Balochistan | 349 | 500,706 | 2 | 33,684 | 00 | 00 | 02 | 00 | 43 | 33,272 | 367 |
| GB | 323 | 225,312 | 2 | 10,439 | 00 | 00 | 01 | 00 | 09 | 10,243 | 186 |
| Islamabad | 5,093 | 2,461,516 | 354 | 110,597 | 00 | 37 | 27 | 10 | 1,652 | 107,903 | 968 |
| KP | 11,784 | 3,977,113 | 104 | 182,100 | 00 | 62 | 66 | 13 | 634 | 175,372 | 5,953 |
| Punjab | 18,757 | 9,180,086 | 722 | 451,408 | 27 | 76 | 162 | 42 | 7,581 | 430,433 | 13,087 |
| Sindh | 15,719 | 7,403,515 | 3,089 | 497,153 | 41 | 111 | 85 | 13 | 17,365 | 471,845 | 7693 |

Contact Details

Dr Palitha Mahipala
 WHO Representative
 WHO Country Office
 Islamabad – Pakistan
 Tel: +92 51 9255183
 Email: mahipalap@who.int

Dr Michael Lukwiya

Incident Manager
 WHO Country Office
 Islamabad - Pakistan
 Tel: +92 51 9255184
 Email: lukwiyam@who.int