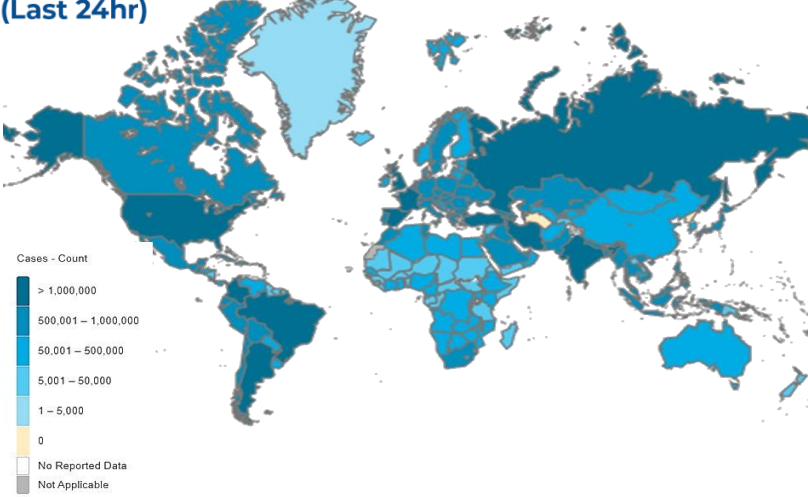


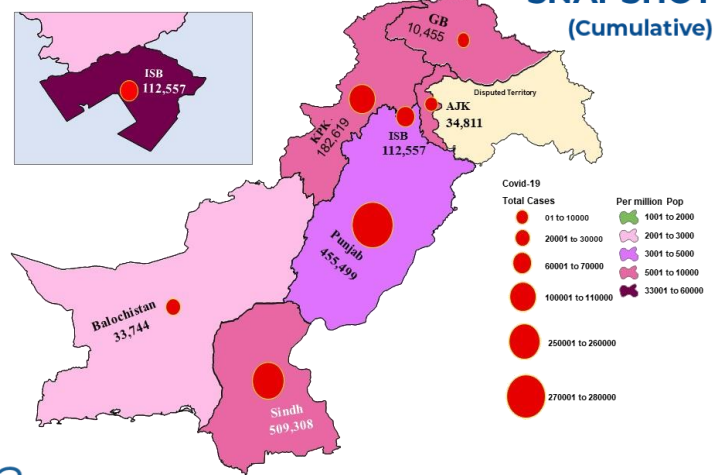


PAKISTAN COVID-19 SITUATION REPORT

GLOBAL UPDATES (Last 24hr)



PAKISTAN COVID-19 SNAPSHOT (Cumulative)



1,586,889 Confirmed	5,255 Deaths	-42.55% Daily Changes	-24.90% Daily Changes	9,395,059,118 Vaccine doses	23,469,384 Suspected	24,297,430 Tests	1,338,993 Confirmed	
1,265,239 Recovered	44,717 Active	29,037 Deaths						

As on 16th January 2022

PAKISTAN SNAPSHOT (LAST 24hr)

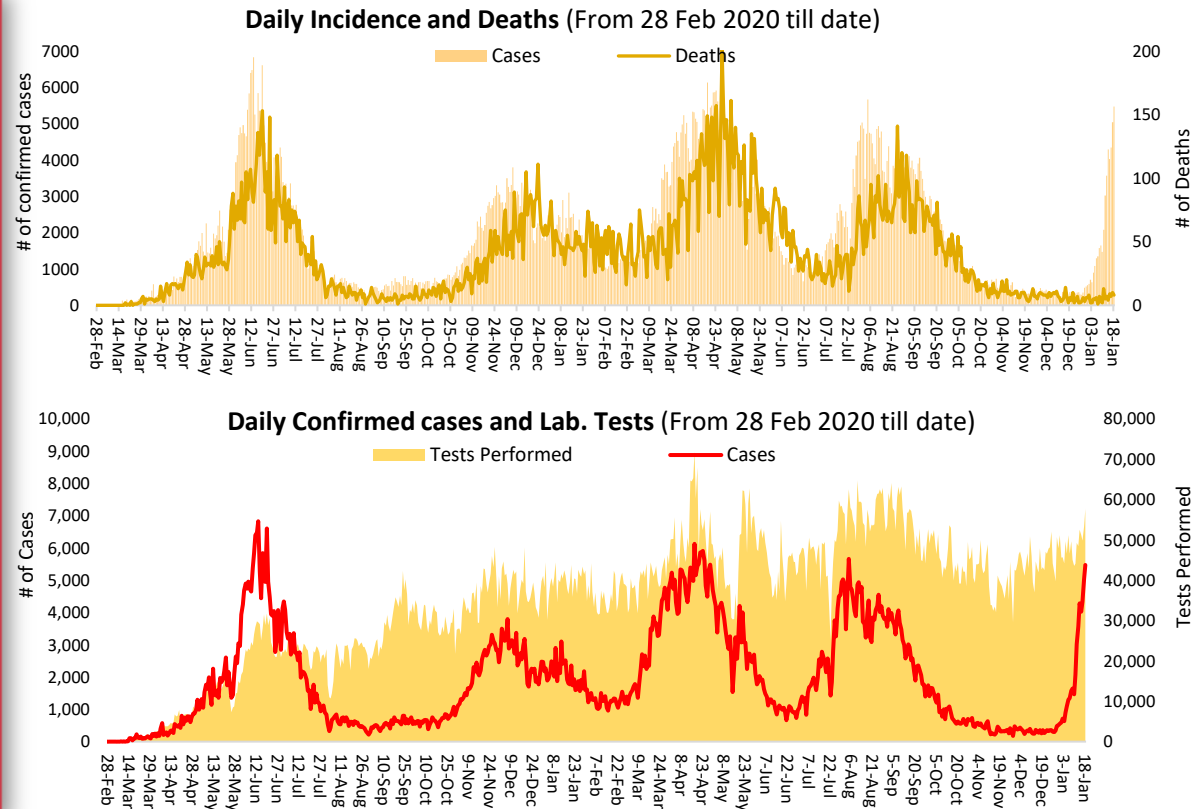
57,159 Suspected	57,669 Tests	5,472 Confirmed	628 Recovered	908 Critical	08 Deaths
----------------------------	------------------------	---------------------------	-------------------------	------------------------	---------------------

PAKISTAN VACCINE STATS

First Dose
102,396,649
Last 24 hrs:
289,494

Fully Vaccinated
77,932,013
Last 24 hrs:
446,889

Total Doses Administrated
169,131,246
Last 24 hrs:
765,877





On 18th January 2022, Director Health Services, Karachi in collaboration with WHO Sub-Office Sindh conducted a meeting with all District Health Officers of Karachi Division. The meeting was chaired by Director Health Services Karachi Dr Akram Sultan and co-chaired by Provincial Team lead WHO Sub Office Sindh Dr Sara Salman.

The purpose of the meeting was to discuss the current Surge of COVID-19 cases Sind province, specifically in the districts of Karachi. The DHOs pledged to strengthen lab testing, contact tracing, IPC in the hospitals and public health measures to control further spread of the infection. They also agreed to strengthening surveillance to identifying hotspots and to implement focused interventions.

In his remarks, Director Health Services Karachi Dr Akram appreciated the WHO's continued support during the pandemic.

Positivity Rate by Major Cities/Districts

Districts	Daily Trend	Test Conducted (Last 24hrs)	Positive Cases (Last 24hrs)	Positivity Rate (%)
Abbottabad		369	9	2.4%
Swat		1080	5	0.5%
Peshawar		1199	128	10.7%
Faisalabad		1000	17	1.7%
Gujranawala		1255	12	1.0%
Gujrat		421	4	1.0%
Lahore		5167	783	15.2%
Multan		1592	21	1.3%
Rawalpindi		1890	194	10.3%
Islamabad		5948	702	11.8%
Karachi		7232	2902	40.1%
Hyderabad		1330	186	14.0%
Mirpur		265	13	4.9%
Muzaffarabad		70	15	21.4%

Summary Table (Major Cities /Districts)

Districts	Hospitalized				Home or elsewhere Isolation
	Stable	On low flow oxygen	On High flow oxygen	On Vent	
Mirpur	00	03	01	00	40
Muzaffarabad	00	00	00	00	23
Quetta	00	00	02	00	60
Gilgit	00	00	00	00	13
Islamabad	11	49	35	14	3,295
Abbottabad	00	02	10	00	45
Peshawar	00	34	45	11	518
Swat	00	02	02	00	16
Bahawalpur	00	02	00	00	80
Faisalabad	00	06	16	01	197
Gujranwala	01	01	00	00	95
Lahore	14	11	86	48	577
Multan	06	00	00	00	98
Rawalpindi	01	13	24	01	141
Hyderabad	02	03	03	00	1,102
Karachi	42	139	117	23	21,932

Summary Table by Province

Provinces	Lab Status				Hospitalized				Home Isolation	Total Recovered	Total Deaths
	Tested		Positive		Stable	Oxygen		On Vent.			
	Last 24hrs	Total (PCR+RA)	Last 24hrs	Total		On low flow	On High flow				
AJK	1,170	339,640	41	34,811	00	04	01	00	102	33,955	749
Balochistan	1,050	503,590	15	33,744	01	00	02	00	88	33,286	367
GB	456	226,631	09	10,455	00	00	00	00	25	10,243	187
Islamabad	5,948	2,481,937	702	112,557	11	49	35	14	3,295	108,184	969
KP	9,334	4,015,143	200	182,619	00	73	93	11	980	175,497	5,965
Punjab	21,247	9,262,240	1,127	455,499	31	86	189	54	10,713	431,335	13,091
Sindh	18,464	7,468,249	3,378	509,308	69	142	132	23	28,494	472,739	7,709

Contact Details

Dr Palitha Mahipala
 WHO Representative
 WHO Country Office
 Islamabad – Pakistan
 Tel: +92 51 9255183
 Email: mahipalap@who.int

Dr Michael Lukwiya

Incident Manager
 WHO Country Office
 Islamabad - Pakistan
 Tel: +92 51 9255184
 Email: lukwiyam@who.int