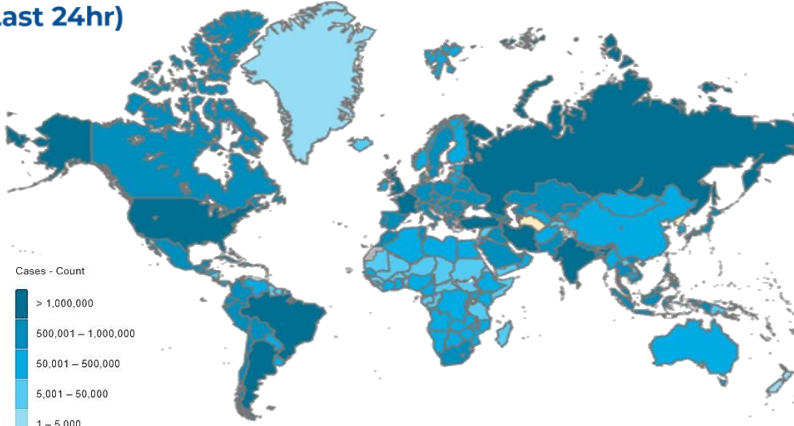
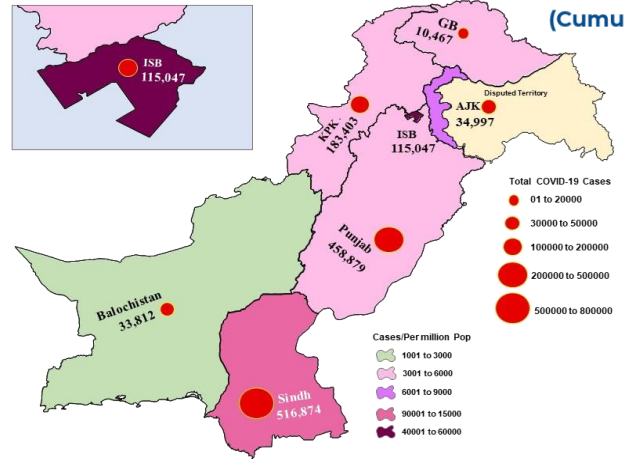




GLOBAL UPDATES (Last 24hr)



PAKISTAN COVID-19 SNAPSHOT (Cumulative)



3,777,104 Confirmed	8,741 Deaths	13.34% Daily Changes	24.26% Daily Changes	9,571,502,663 Vaccine doses <small>As on 18th January 2022</small>	23,583,597 Suspected	24,415,716 Tests	1,353,479 Confirmed
1,266,479 Recovered	57,935 Active	29,065 Deaths					

PAKISTAN SNAPSHOT (LAST 24hr)

58,239 Suspected	59,343 Tests	7,678 Confirmed	814 Recovered	961 Critical	23 Deaths
----------------------------	------------------------	---------------------------	-------------------------	------------------------	---------------------

PAKISTAN VACCINE STATS



First Dose
102,975,552
Last 24 hrs:
286,593

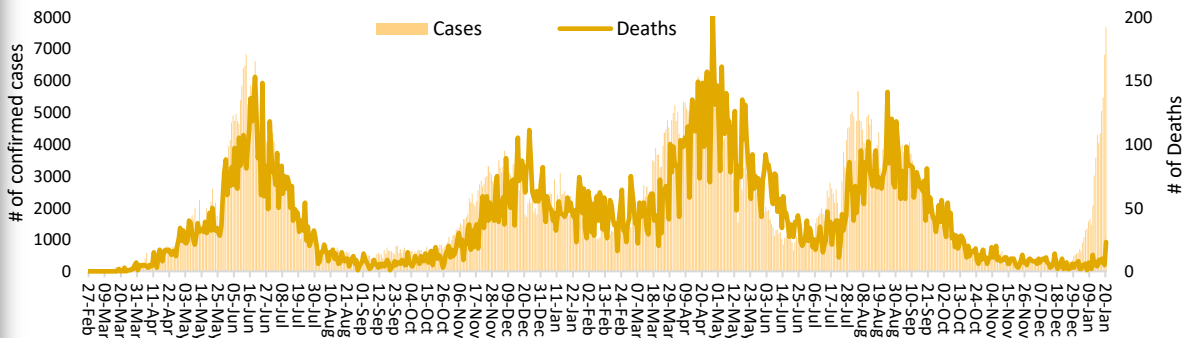


Fully Vaccinated
78,860,543
Last 24 hrs:
470,601

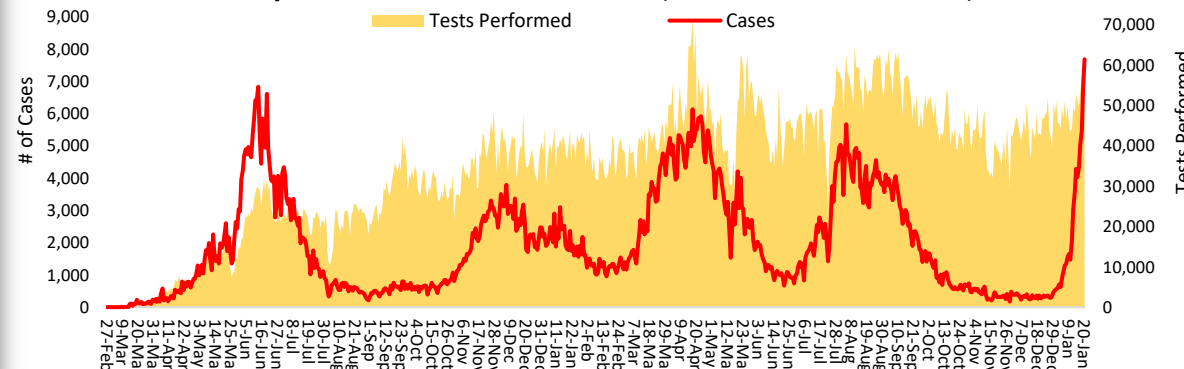


Total Doses Administrated
170,711,868
Last 24 hrs:
786,027

Daily Incidence and Deaths (From 27 Feb 2020 till date)



Daily Confirmed cases and Lab. Tests (From 27 Feb 2020 till date)




FUNDS

Funds Requested for 2021: 14 Million USD
Gaps: 13.16 million USD

WHO appreciates the contribution of donors:
(UNOCHA & USAID)

COVID-19 SYMPTOMS



Fever



Cough



Shortness of breath



Sore throat



Headache

Positivity Rate by Major Cities/Districts

Districts	Daily Trend	Test Conducted (Last 24hrs)	Positive Cases (Last 24hrs)	Positivity Rate (%)
Abbottabad		705	26	3.7%
Swat		846	2	0.2%
Peshawar		2021	315	15.6%
Faisalabad		923	52	5.6%
Gujranawala		1305	18	1.4%
Gujrat		101	7	6.9%
Lahore		6921	1238	17.9%
Multan		982	48	4.9%
Rawalpindi		1986	347	17.5%
Islamabad		7187	1359	18.9%
Karachi		7332	3331	45.4%
Hyderabad		1673	145	8.7%
Mirpur		424	29	6.8%
Muzaffarabad		188	45	23.9%

Summary Table (Major Cities /Districts)

Districts	Hospitalized				Home or elsewhere Isolation
	Stable	On low flow oxygen	On High flow oxygen	On Vent	
Mirpur	00	04	01	00	85
Muzaffarabad	02	00	00	00	88
Quetta	00	00	02	00	111
Gilgit	00	02	00	00	18
Islamabad	09	62	34	16	5,583
Abbottabad	00	05	08	00	67
Peshawar	00	31	42	10	981
Swat	00	04	02	00	20
Bahawalpur	00	03	00	00	62
Faisalabad	00	06	17	02	188
Gujranwala	01	01	00	00	92
Lahore	17	19	95	46	591
Multan	08	01	00	01	97
Rawalpindi	10	11	19	01	157
Hyderabad	07	02	01	00	1,089
Karachi	49	133	138	21	28,184

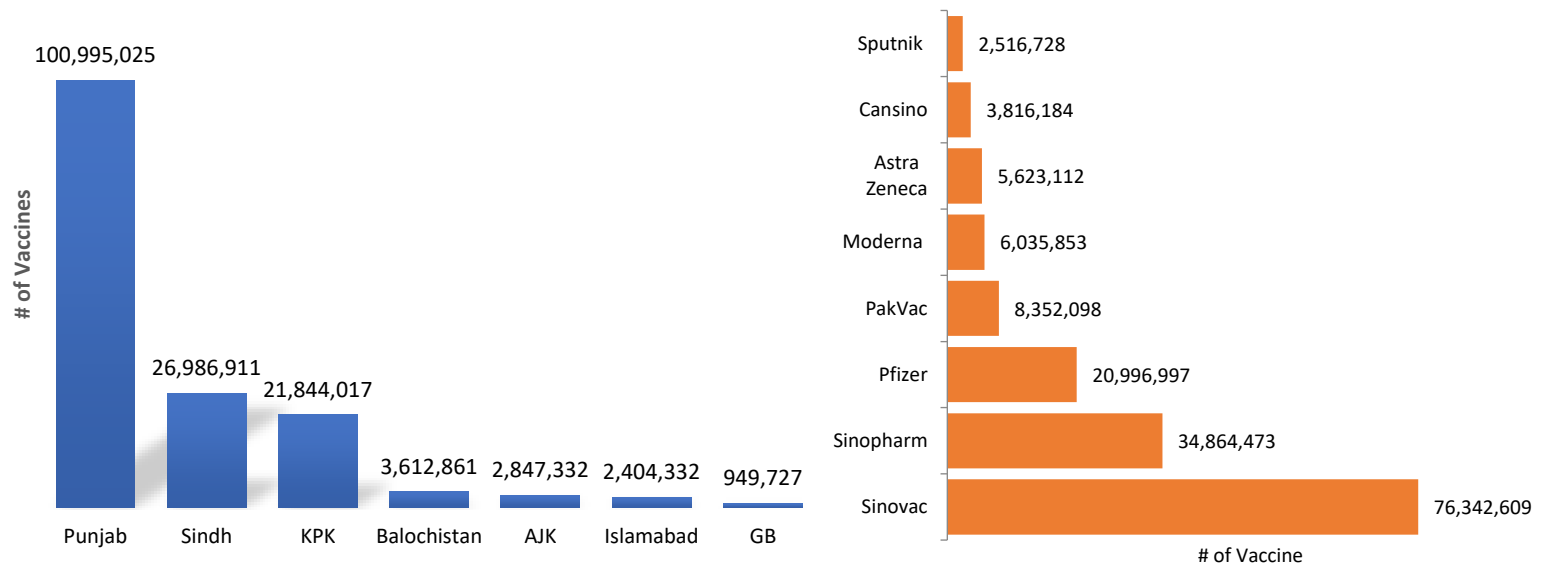
Summary Table by Province

Provinces	Lab Status				Hospitalized				Home Isolation	Total Recovered	Total Deaths
	Tested		Positive		Stable	Oxygen		On Vent.			
	Last 24hrs	Total (PCR+RA)	Last 24hrs	Total		On low flow	On High flow				
AJK	1,497	342,340	113	34,997	02	07	01	00	272	33,966	749
Balochistan	551	504,900	32	33,812	01	00	02	00	155	33,287	367
GB	365	227,273	06	10,467	00	02	00	00	35	10,243	187
Islamabad	7,187	2,496,484	1,359	115,047	09	62	34	16	5,583	108,372	971
KP	11,468	4,038,124	453	183,403	00	79	99	11	1,644	175,602	5,968
Punjab	20,689	9,303,592	1,887	458,879	48	98	191	53	13,724	431,669	13,096
Sindh	17,586	7,503,003	3,828	516,874	92	135	150	21	35,409	473,340	7,727

SARI/ILI surveillance summary, Week-02, 2022 (211 Sentinel Sites)

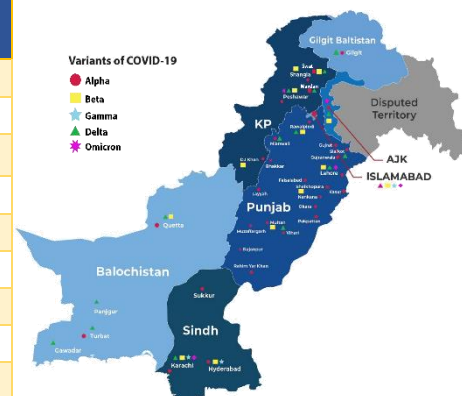
Province	SARI Cases					ILI Cases					Contact Tracing					Sentinel Sites			Bed Occupancy		
	Week-2					Week-2					Week-2					Week-2			Week-2		
	SARI Reported	Tested		Lab Positive		ILI Reported	Tested		Lab Positive		Contact Identified	Contact Lab Tested		Contact Lab Positive		Total Sentinel Sites	Sites Reported		Total Allocated Beds	Occupied Beds	
		No	%	No	%		No	%	No	%		No	%	No	%		No	%		No	%
Islamabad	67	67	100.0	3	4.5	344	310	90.1	8	2.6	197	191	97.0	4	2.1	7	7	100.0	502	73	14.5
Punjab	936	936	100.0	121	12.9	1599	1316	82.3	43	3.3	1164	1161	99.7	18	1.6	50	50	100.0	3084	589	19.1
Sindh	1257	1257	100.0	88	7.0	2105	1714	81.4	107	6.2	1573	1448	92.1	196	13.5	47	47	100.0	2566	83	3.2
KP	530	352	66.4	18	5.1	3097	3097	100.0	65	2.1	2248	2248	100.0	64	2.8	30	30	100.0	1448	65	4.5
Balochistan	151	128	84.8	22	17.2	797	330	41.4	21	6.4	251	229	91.2	9	3.9	44	44	100.0	135	57	42.2
AJK	89	89	100.0	3	3.4	791	760	96.1	1	0.1	84	84	100.0	1	1.2	20	13	65.0	678	18	2.7
GB	4	4	100.0	0	0.0	11	11	100.0	0	0.0	0	0	0.0	0	0.0	13	3	23.1	51	0	0.0
Total	3034	2833	93.4	255	9.0	8744	7538	86.2	245	3.3	5517	5361	97.2	292	5.4	211	194	91.9	8464	885	10.5

COVID-19 Vaccination status by province and vaccine doses



COVID-19 sequenced genomes

Province	Wild Type	ALPHA	BETA	GAMMA	DELTA	DELTA +	Omicron	Total
Punjab	46	371	16	01	560	-	584	1,578
Sindh	77	121	235	34	530	-	170	1,167
KP	28	48	06	-	65	-	189	336
Baluchistan	07	03	18	-	76	-	-	104
Islamabad	248	2,789*	19	01	4,975*	03	574	8,609
Gilgit	05	-	-	-	15	-	02	22
AJK	04	04	01	-	16	-	09	34
Unspecified	27	44	15	01	31	-	-	118
Totals	442	3,380	310	37	6,268	03	1,528	11,968



Data Source: GISAID : <https://www.gisaid.org.>, National Institute of Health, Pakistan, Aga Khan University hospital, Karachi.

The reported data is inclusive of PCR based genotyping for SARS-CoV2 variants and Whole Genome Sequencing information. Variant of Interest data is not including in this report.

* The total numbers have been updated based on retrospective variant data recently shared by Institute.

Contact Details

Dr Palitha Mahipala

WHO Representative
WHO Country Office
Islamabad – Pakistan
Tel: +92 51 9255183
Email: mahipalap@who.int

Dr Michael Lukwiya

Incident Manager
WHO Country Office
Islamabad - Pakistan
Tel: +92 51 9255184
Email: lukwiyam@who.int