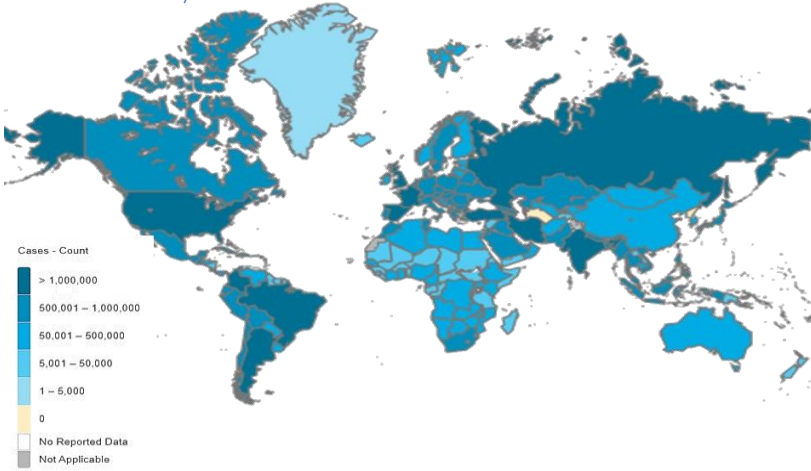


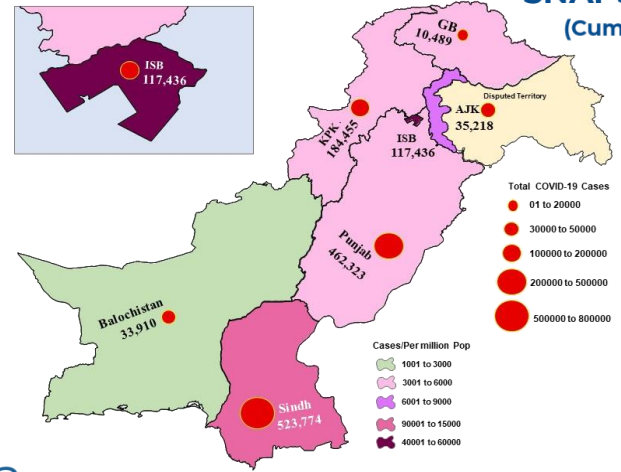


GLOBAL UPDATES

As on 21st January 2022



PAKISTAN COVID-19 SNAPSHOT (Cumulative)



3,472,227 Confirmed	8,874 Deaths	13.28% Daily Changes	-3.37% Daily Changes	9,571,502,663 Vaccine doses	23,695,934 Suspected	24,532,952 Tests	1,367,605 Confirmed
1,268,245 Recovered	70,263 Active	29,097 Deaths					

PAKISTAN SNAPSHOT (LAST 24hr)

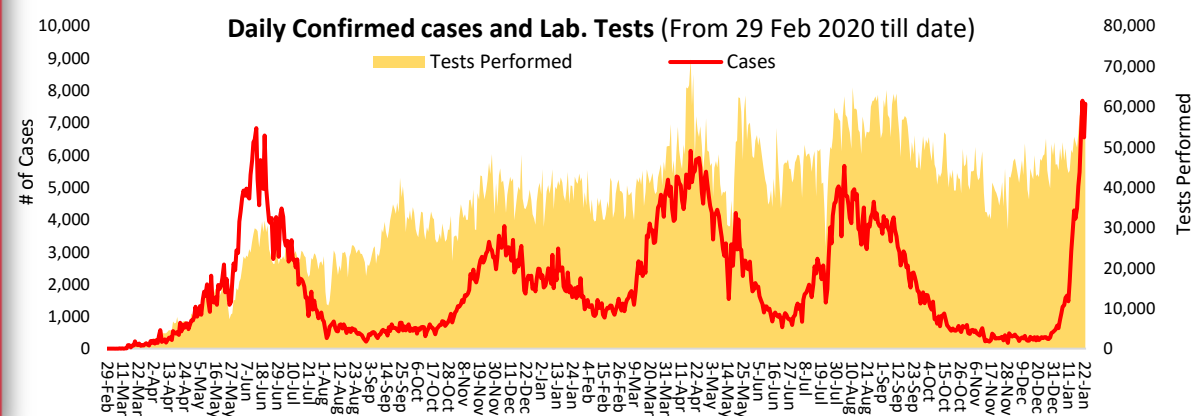
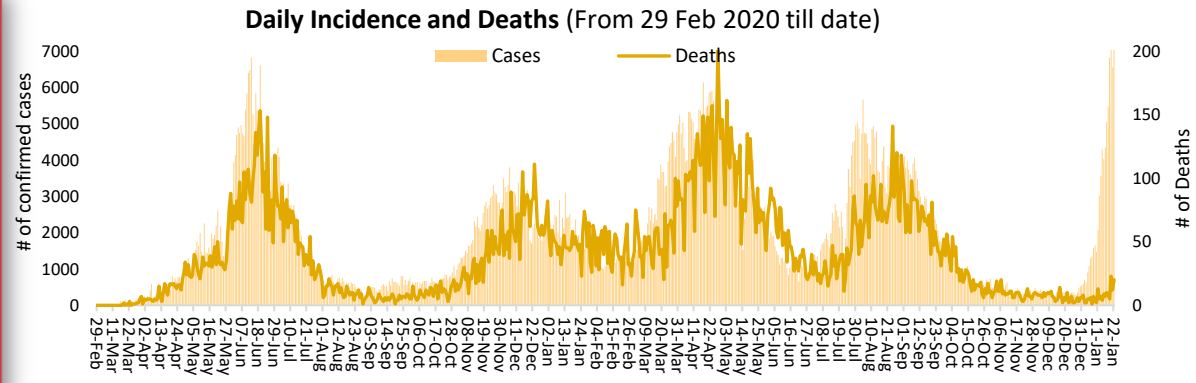
54,826 Suspected	58,334 Tests	7,586 Confirmed	647 Recovered	1,083 Critical	20 Deaths
----------------------------	------------------------	---------------------------	-------------------------	--------------------------	---------------------

PAKISTAN VACCINE STATS
As on 21st January 2022

First Dose
102,975,552
Last 24 hrs:
286,593

Fully Vaccinated
78,860,543
Last 24 hrs:
470,601

Total Doses Administrated
170,711,868
Last 24 hrs:
786,027



THE DANGER OF OMICRON VARIANT

Omicron has a significant growth advantage, meaning that it is spreading faster than Delta and other variants.

Protect yourself and others



Get Vaccinated



Wear a mask



wash your hands



Physical Distancing

Positivity Rate by Major Cities/Districts

Districts	Daily Trend	Test Conducted (Last 24hrs)	Positive Cases (Last 24hrs)	Positivity Rate (%)
Abbottabad		421	20	4.8%
Swat		1043	7	0.7%
Peshawar		2285	305	13.3%
Faisalabad		1085	83	7.6%
Gujranawala		1121	22	2.0%
Gujrat		566	9	1.6%
Lahore		9218	1323	14.4%
Multan		915	32	3.5%
Rawalpindi		1753	347	19.8%
Islamabad		8543	1497	17.5%
Karachi		6689	2830	42.3%
Hyderabad		1418	264	18.6%
Mirpur		279	23	8.2%
Muzaffarabad		176	40	22.7%

Summary Table (Major Cities /Districts)

Districts	Hospitalized				Home or elsewhere Isolation
	Stable	On low flow oxygen	On High flow oxygen	On Vent	
Mirpur	00	03	00	00	128
Muzaffarabad	02	00	01	00	172
Quetta	00	00	02	00	178
Gilgit	00	04	00	00	28
Islamabad	13	73	33	13	7,619
Abbottabad	00	05	05	00	95
Peshawar	00	34	60	12	1,648
Swat	00	02	02	00	25
Bahawalpur	00	03	00	00	67
Faisalabad	00	08	22	02	191
Gujranwala	02	02	00	00	94
Lahore	21	19	102	50	602
Multan	14	00	00	00	99
Rawalpindi	12	21	20	01	162
Hyderabad	03	01	01	01	1,534
Karachi	50	149	183	20	32,977

Summary Table by Province

Provinces	Lab Status				Hospitalized				Home Isolation	Total Recovered	Total Deaths
	Tested		Positive		Stable	Oxygen		On Vent.			
	Last 24hrs	Total (PCR+RA)	Last 24hrs	Total		On low flow	On High flow				
AJK	1,333	345,177	88	35,218	02	07	02	00	474	33,983	750
Balochistan	644	506,265	55	33,910	02	00	02	00	249	33,290	367
GB	279	227,992	9	10,489	00	04	00	00	52	10,246	187
Islamabad	8,543	2,512,105	1,497	117,436	13	73	33	13	7,619	108,709	976
KP	9,572	4,059,741	590	184,455	00	83	114	12	2,577	175,695	5,974
Punjab	21,694	9,346,539	1,988	462,323	57	110	206	57	16,821	431,967	13,105
Sindh	16,269	7,535,133	3,359	523,774	83	150	196	21	41,231	474,355	7,738

Contact Details

Dr Palitha Mahipala
WHO Representative
WHO Country Office
Islamabad – Pakistan
Tel: +92 51 9255183
Email: mahipalap@who.int

Dr Michael Lukwiya
Incident Manager
WHO Country Office
Islamabad - Pakistan
Tel: +92 51 9255184
Email: lukwiyam@who.int