



WHO PAKISTAN COVID-19 SITUATION REPORT

Friday, 25th March 2022 (02 Years & 27 Days)

COVID-19 PREVENTIVE MEASURES



WEAR A
FACE MASK
PROPERLY



WASH YOUR HANDS
WITH SOAP & WATER



GET
VACCINATED



PRACTICE PHYSICAL
DISTANCING

PAKISTAN SNAPSHOT (LAST 24hr)



28,737
Suspected



29,790
Tests



329
Confirmed



42
Recovered

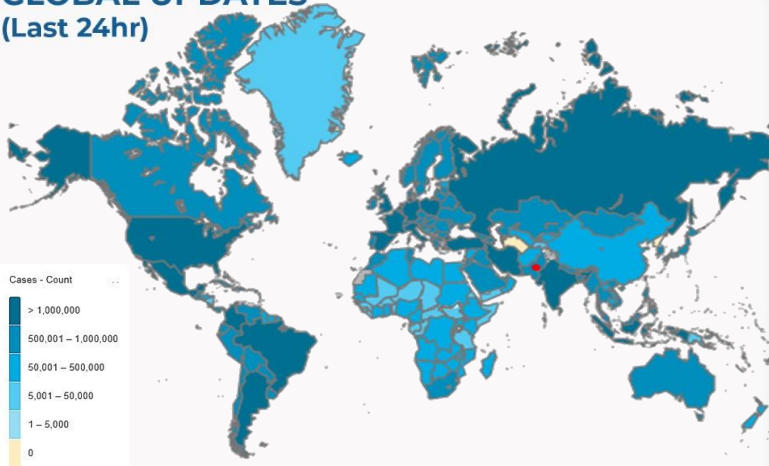


446
Critical



03
Deaths

GLOBAL UPDATES (Last 24hr)



PAKISTAN COVID-19 SNAPSHOT (Cumulative)



26,374,868
Suspected



27,297,869
Tests



1,523,401
Confirmed



1,484,718
Recovered



8,347
Active



30,336
Deaths

PAKISTAN VACCINE STATS

As on 12th March 2022



First Dose
128,074,138
Last 24 hrs:
131,491



Fully Vaccinated
101,881,176
Last 24 hrs:
501,747

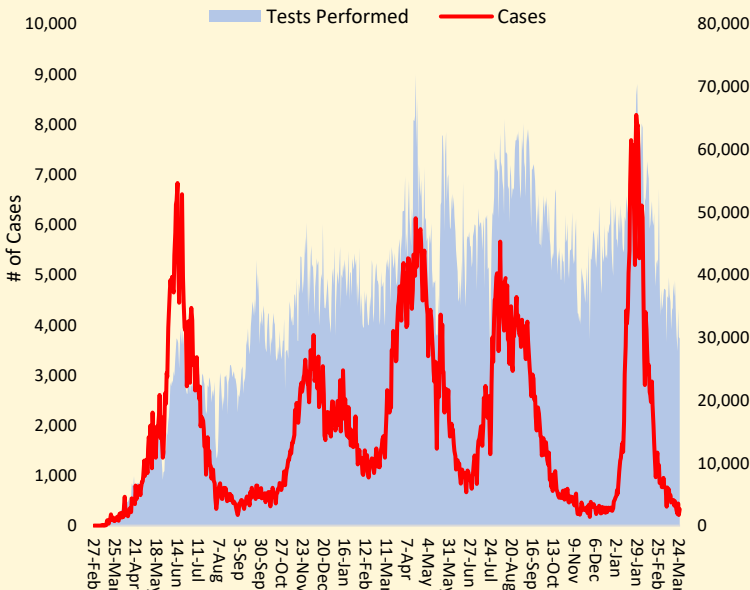


Booster Dose
4,869,245
Last 24 hrs:
57,760



Total Doses Adminstrated
219,368,557
Last 24 hrs:
678,788

Daily Confirmed cases and Lab. Tests (From 27 Feb 2020 till date)



Positivity Rate by Major Cities/Districts

Districts	Daily Trend	Test Conducted (Last 24hrs)	Positive Cases (Last 24hrs)	Positivity Rate (%)
Abbottabad		95	2	2.1%
Swat		100	0	0.0%
Peshawar		608	3	0.5%
Faisalabad		475	6	1.3%
Gujranawala		723	1	0.1%
Gujrat		697	0	0.0%
Lahore		5198	40	0.8%
Multan		1325	1	0.1%
Rawalpindi		1426	5	0.4%
Islamabad		933	3	0.3%
Karachi		1815	26	1.4%
Hyderabad		407	14	3.4%
Mirpur		41	0	0.0%
Muzaffarabad		40	0	0.0%

FUNDS

Funds Requested for 2021: 14 million USD
Gaps: 13.16 million USD

WHO appreciates the contribution of donors:
(UNOCHA & USAID)

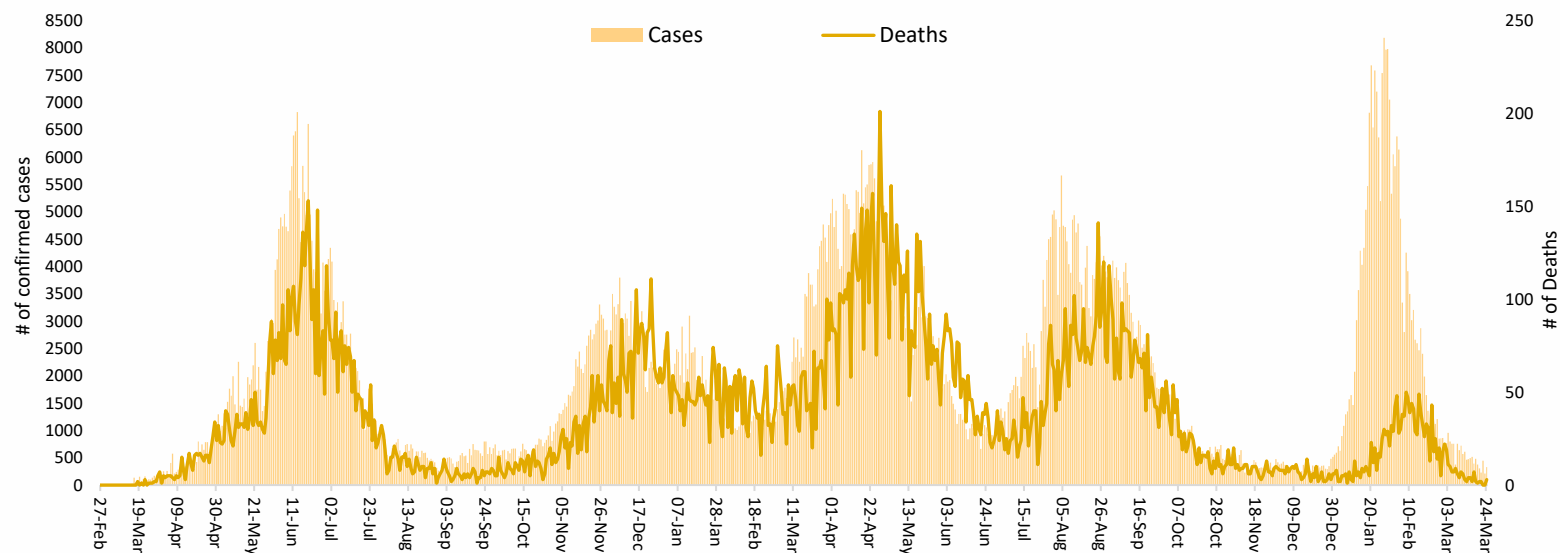
Meetings & Coordination



On 22nd March 2022, The WHO Country Representative Pakistan, Dr Palitha Mahipala officiated at the closing ceremony of a 6-week “Wear a Mask Campaign” and “Lahore get vaccinated Internship programme”. The ceremony took place at Al-Humra Hall, Lahore. Other officials at the ceremony included the Commissioner Lahore, Capt. (R) Muhammad Usman Younis. During the ceremony, certificate of appreciation was awarded to 350 Volunteers, 24 Supervisors and 22 Staff who were engaged in the campaign. During his speech, Dr. Palitha recognized the continuous commitment of Commissioner Lahore in responding to the COVID-19 pandemic specifically, advocating for wearing of mask and engaging academic institutions across the city in this campaign. The WR noted that this is one of the most profound and impactful campaign run in the country. Speaking at the ceremony, Muhammad Usman thanked Dr Palitha and acknowledged WHO Pakistan's support.

Daily Incidence and Deaths

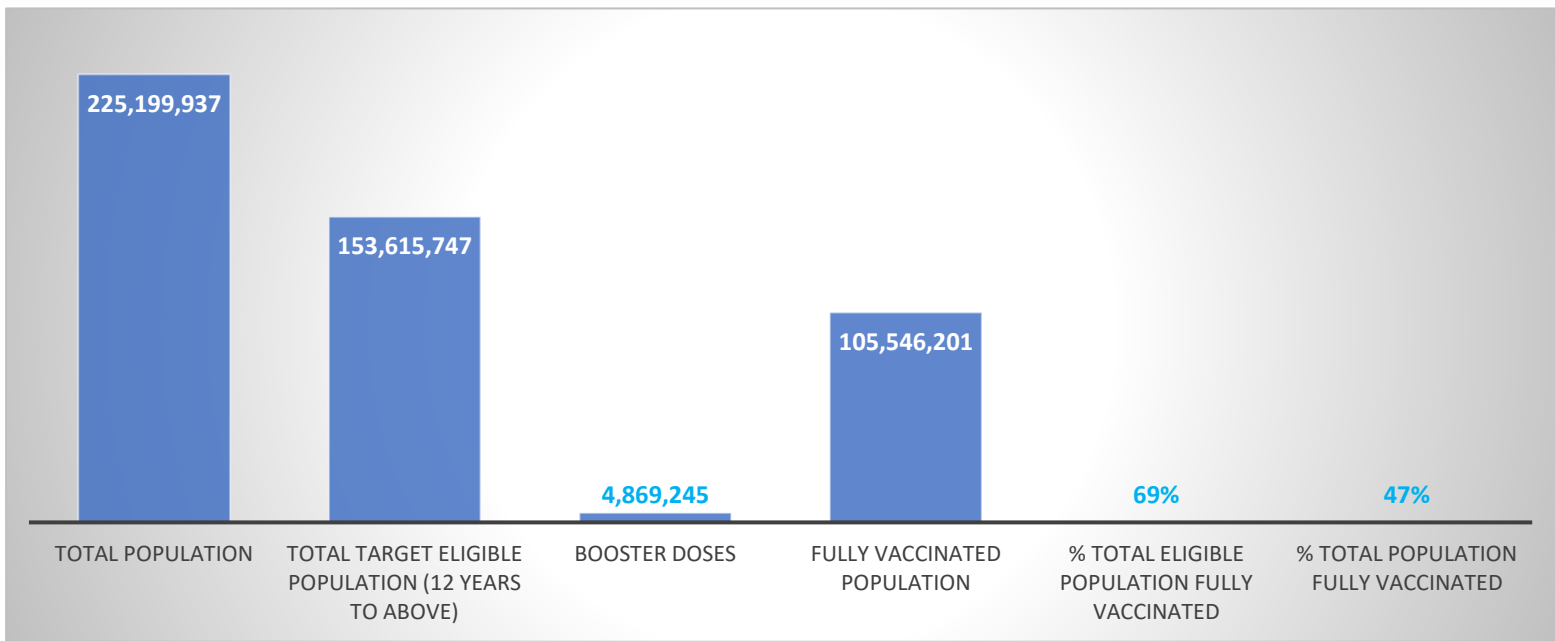
From 27 February 2020 till data



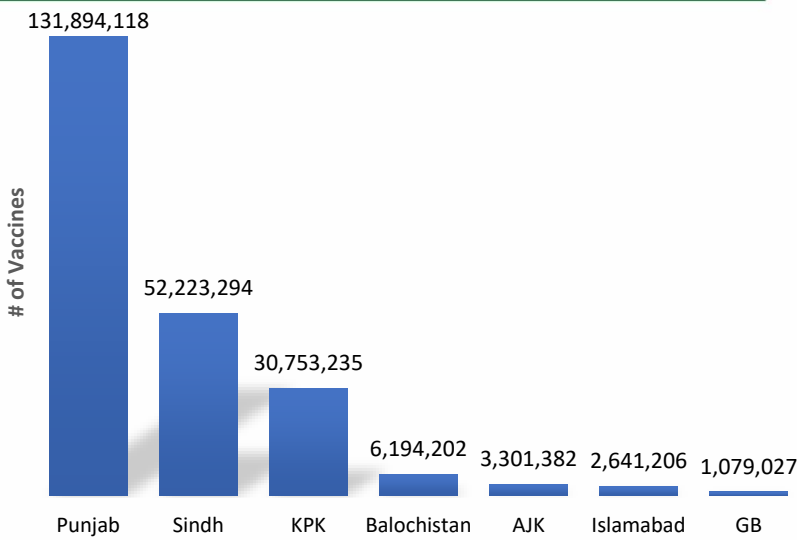
Summary Table (Major Cities /Districts)

Districts	Hospitalized				Home or elsewhere Isolation
	Stable	On low flow oxygen	On High flow oxygen	On Vent	
Mirpur	00	00	02	00	01
Muzaffarabad	00	00	00	00	04
Quetta	00	00	01	00	11
Gilgit	00	03	00	00	27
Islamabad	00	28	17	03	117
Abbottabad	00	01	05	00	59
Peshawar	00	13	10	06	210
Swat	00	02	00	00	19
Bahawalpur	00	04	00	01	02
Faisalabad	00	06	17	02	02
Gujranwala	00	00	01	00	00
Lahore	05	07	44	32	151
Multan	11	00	00	01	02
Rawalpindi	00	02	01	00	02
Hyderabad	00	00	00	00	1,044
Karachi	00	30	28	02	3,170

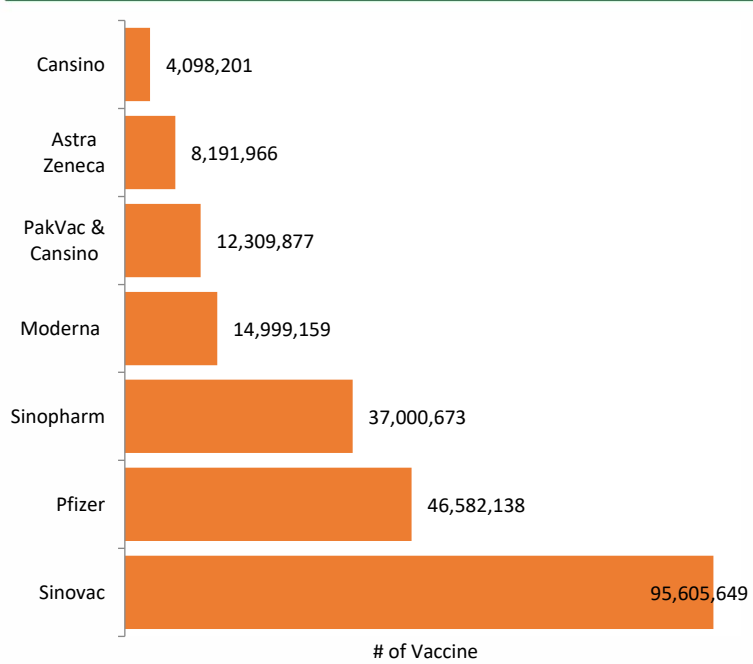
COVID-19 Vaccine Doses Analysis



COVID-19 Vaccination status by province



COVID-19 Vaccination by vaccine doses



Vaccination Targets-2022 Pakistan

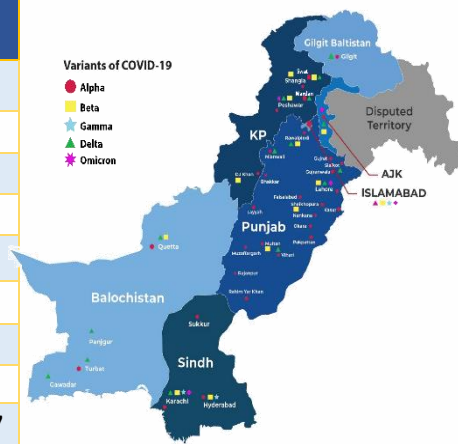
Target	Eligible Population	Total Target Min 1 Dose	% Of Eligible Population	% Of Total Population	Total Target Fully Vax	% Of Eligible Population	% Of Total Population
Summary							
March -22	153.6	130 Mn	85%	57%	110 Mn	72%	48%
Jun-22	197.3 Mn	165 Mn	84%	72%	141 Mn	71%	61%
12+ Population							
March -22	153.6	130 Mn	85%	57%	110 Mn	72%	48%
June - 22	153.6	138 Mn	90%	60%	123 Mn	80%	54%
5-11 years Population							
June - 22	43.7 Mn	27 Mn	62%		18 Mn	41%	

SARI/ILI surveillance summary, Week-11, 2022 (187 Sentinel Sites)

Province2	SARI Cases					ILI Cases					Contact Tracing					Sentinel Sites			Bed Occupancy		
	Week-11					Week-11					Week-11					Week-11			Week-11		
	SARI Reported	Tested		Lab Positive		ILI Reported	Tested		Lab Positive		Contact Identified	Contact Lab Tested		Contact Lab Positive		Total Sentinel Sites	Sites Reported		Total Allocated Beds	Occupied Beds	
		No	%	No	%		No	%	No	%		No	%	No	%		No	%			
Islamabad	53	53	100.0	1	1.9	286	281	98.3	4	1.4	274	268	97.8	4	1.5	7	7	100.0	466	46	9.9
Punjab	884	884	100.0	17	1.9	1949	1568	80.5	19	1.2	607	594	97.9	15	2.5	53	53	100.0	2583	121	4.7
Sindh	621	621	100.0	41	6.6	938	754	80.4	44	5.8	555	522	94.1	52	10.0	22	22	100.0	2030	28	1.4
KP	73	73	100.0	16	21.9	3695	3262	88.3	113	3.5	708	708	100.0	35	4.9	30	30	100.0	1448	54	3.7
Balochistan	181	141	77.9	5	3.5	949	472	49.7	5	1.1	191	123	64.4	0	0.0	44	44	100.0	135	47	34.8
AJK	122	100	82.0	10	10.0	1461	844	57.8	9	1.1	157	157	100.0	3	1.9	18	18	100.0	225	6	2.7
GB	5	5	100.0	1	20.0	10	10	100.0	0	0.0	0	0	0.0	0	0.0	13	13	100.0	51	0	0.0
Total	1939	1877	96.8	91	4.8	9288	7191	77.4	194	2.7	2492	2372	95.2	109	4.6	187	187	100.0	6938	302	4.4

COVID-19 sequenced genomes

Province	Wild Type	ALPHA	BETA	GAMMA	DELTA	DELTA +	Omicron	Total
Punjab	46	371	16	01	610	-	3,150	4,194
Sindh	77	121	235	34	545	-	510	1,522
KP	28	48	06	-	65	-	519	666
Baluchistan	07	03	18	-	76	-	02	106
Islamabad	248	2,789	19	01	4,975	03	1,535	9,570
Gilgit	05	-	-	-	40	-	122	167
AJK	04	04	01	-	26	-	129	164
Unspecified	27	44	15	01	31	-	-	118
Totals	442	3,380	310	37	6,368	03	5,967	16,507



Data Source: GISAID : <https://www.gisaid.org>, National Institute of Health, Pakistan, Aga Khan University hospital, Karachi. The reported data is inclusive of PCR based genotyping for SARS-CoV2 variants and Whole Genome Sequencing information. Variant of Interest data is not including in this report.

Summary Table by Province

Provinces	Lab Status				Hospitalized				Home Isolation	Total Recovered	Total Deaths
	Tested		Positive		Stable	Oxygen		On Vent.			
	Last 24hrs	Total (PCR+RA)	Last 24hrs	Total		On low flow	On High flow				
AJK	185	405,785	01	43,238	00	00	02	00	25	42,419	792
Balochistan	173	534,154	07	35,467	00	00	01	00	14	35,074	378
GB	433	250,571	13	11,688	00	03	00	00	41	11,453	191
Islamabad	933	2,766,952	03	135,006	00	28	17	03	117	133,819	1,022
KP	5,018	4,581,188	19	218,838	00	39	55	06	711	211,718	6,309
Punjab	16,079	10,534,918	58	504,697	20	70	104	43	831	490,078	13,551
Sindh	6,969	8,224,301	228	574,467	00	30	43	02	6,142	560,157	8,093

Contact Details

Dr Palitha Mahipala

WHO Representative
WHO Country Office
Islamabad – Pakistan
Tel: +92 51 9255183
Email: mahipalap@who.int

Dr Michael Lukwiya

Incident Manager
WHO Country Office
Islamabad - Pakistan
Tel: +92 51 9255184
Email: lukwiyam@who.int