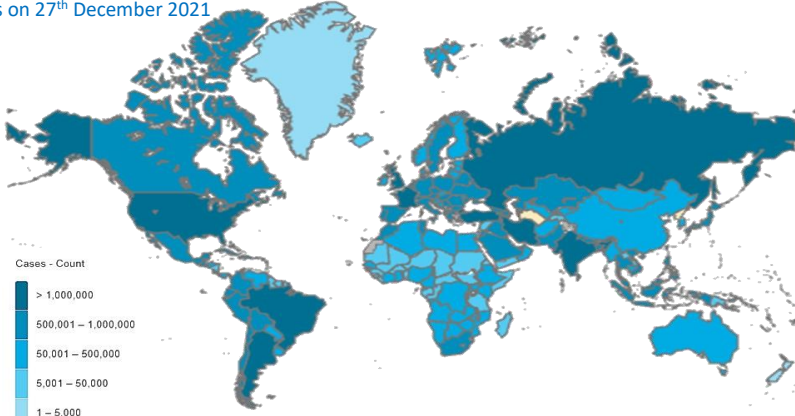


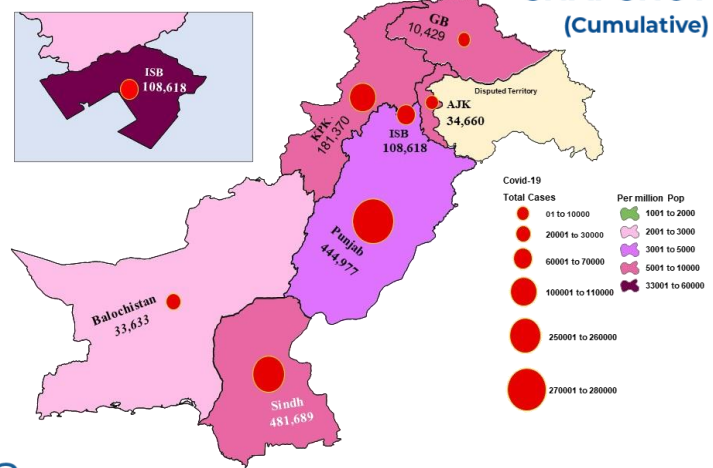


GLOBAL UPDATES

As on 27th December 2021



PAKISTAN COVID-19 SNAPSHOT (Cumulative)



822,278 Confirmed	8,008 Deaths	-4.13% Daily Changes	11.08% Daily Changes	8,649,057,088 Vaccine doses	22,575,587 Suspected	23,372,405 Tests	1,295,376 Confirmed
1,256,337 Recovered	10,112 Active	28,927 Deaths					

As on 23rd December 2021

PAKISTAN SNAPSHOT (LAST 24hr)

46,535 Suspected	47,856 Tests	515 Confirmed	406 Recovered	633 Critical	06 Deaths
----------------------------	------------------------	-------------------------	-------------------------	------------------------	---------------------

PAKISTAN VACCINE STATS

First Dose
96,980,678

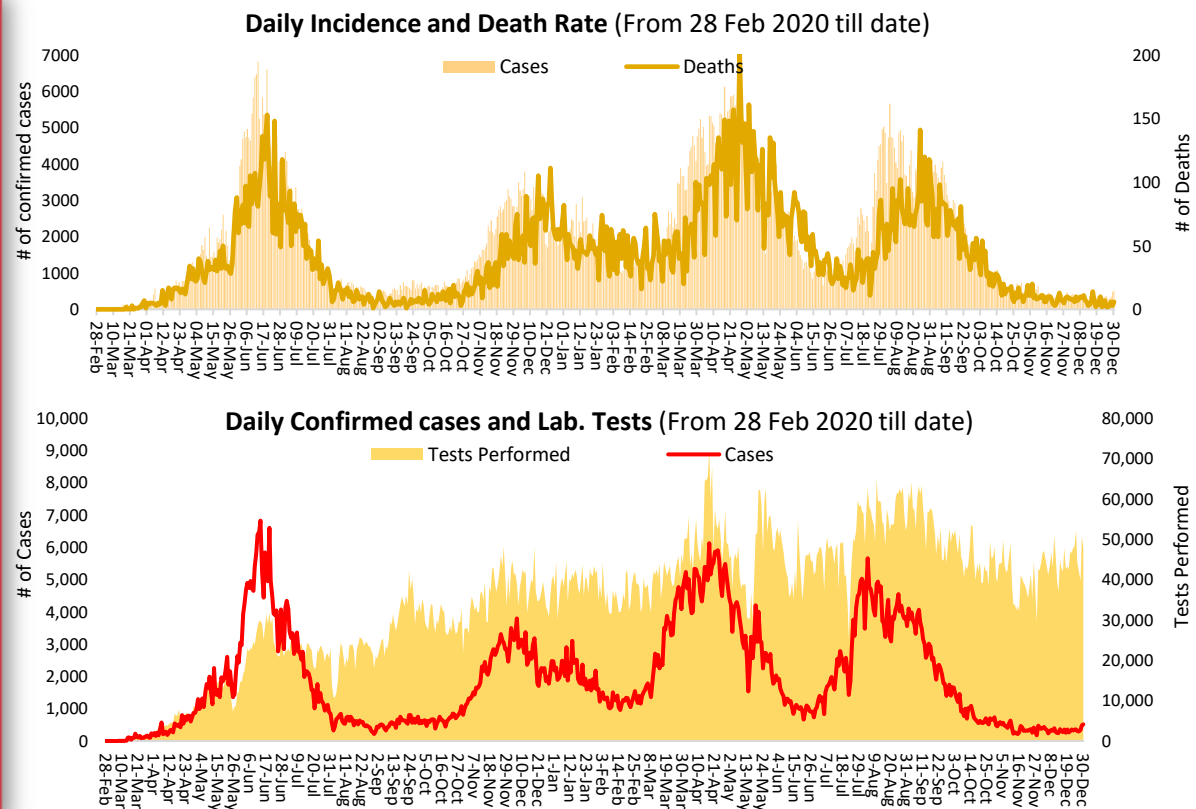
Last 24 hrs:
927,315

Fully Vaccinated
70,576,467

Last 24 hrs:
1,046,013

Total Doses Administrated
156,623,021

Last 24 hrs:
1,599,380



Meetings & Coordination



On 28th December 2021, WHO Country Representative Pakistan Dr Palitha Mahipala had a meeting with Additional Secretary Health Dr Abdul Sattar and Director General Health Services AJK Dr Aftab Hussain Khan at committee room secretary health office in Muzaffarabad. The other participants of the meeting included Program Manger EPI Dr Abdul Sattar Khan, Provincial Program Manger MNCH Dr Farhat and Provincial Program Manager of the National Program for Family Planning and PHC, Dr Farooq Awan.

During the meeting Director General Health gave a brief presentation on health structure, function, challenges and needs of the health department in AJK.

Dr Palitha appreciated the efforts of health department AJK and assured the team for all possible support in AJK.

Additional Secretary Health AJK thanked WR and appreciated the WHO for its continuing support during the COVID-19 Pandemic response.

Positivity Rate by Major Cities/Districts

Summary Table (Major Cities /Districts)

Districts	Daily Trend	Test Conducted (Last 24hrs)	Positive Cases (Last 24hrs)	Positivity Rate (%)
Abbottabad		323	0	0.0%
Swat		1056	0	0.0%
Peshawar		1533	28	1.8%
Faisalabad		507	2	0.4%
Gujranawala		778	1	0.1%
Gujrat		68	1	1.5%
Lahore		5235	132	2.5%
Multan		775	5	0.6%
Rawalpindi		1575	10	0.6%
Islamabad		4936	53	1.1%
Karachi		4623	195	4.2%
Hyderabad		896	17	1.9%
Mirpur		55	0	0.0%
Muzaffarabad		39	0	0.0%

Districts	ospitalized				Home or elsewhere Isolation
	Stable	On low flow oxygen	On High flow oxygen	On Vent	
Mirpur	00	00	01	00	04
Muzaffarabad	00	00	00	00	02
Quetta	00	00	05	00	17
Gilgit	00	00	00	00	00
Islamabad	00	30	27	06	241
Abbottabad	00	00	03	00	14
Peshawar	00	30	46	15	165
Swat	00	01	01	00	02
Bahawalpur	01	06	00	00	33
Faisalabad	00	04	21	03	2,512
Gujranwala	00	00	00	00	00
Lahore	04	02	40	26	2,434
Multan	11	01	00	00	1,030
Rawalpindi	10	07	15	00	160
Hyderabad	02	02	00	00	536
Karachi	02	55	47	18	2,588

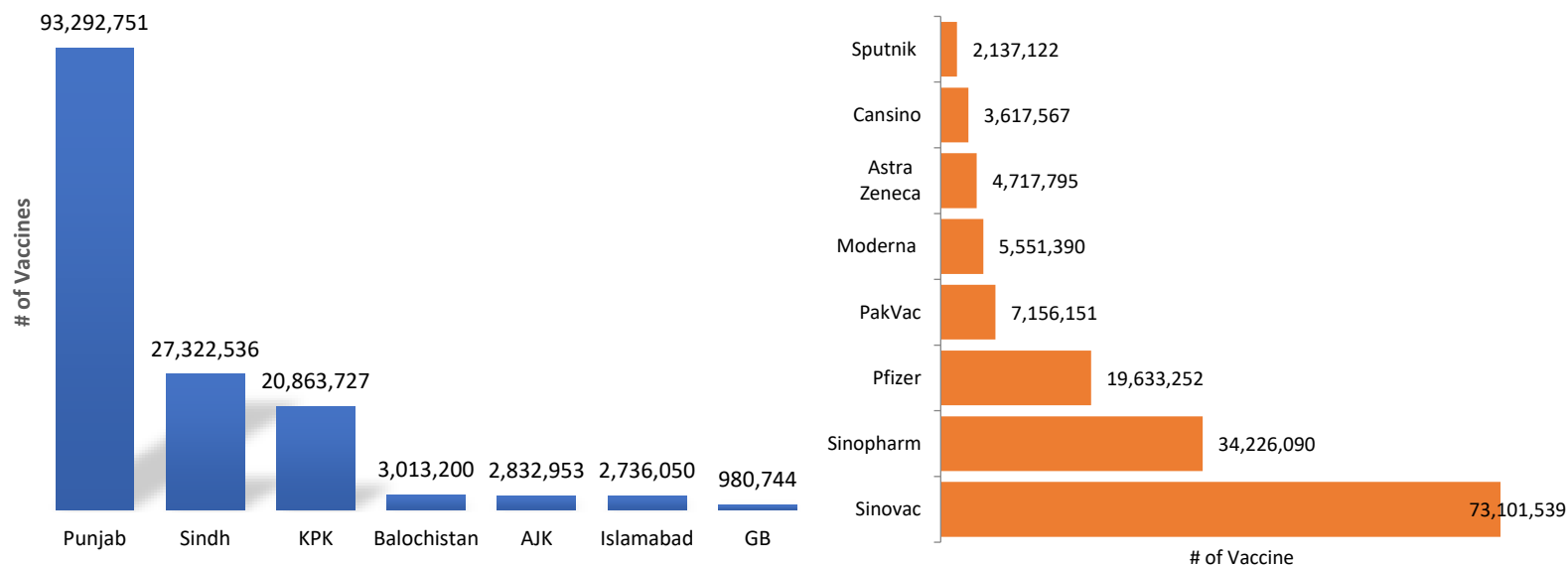
Summary Table by Province

Provinces	Lab Status				Hospitalized				Home Isolation	Total Recovered	Total Deaths
	Tested		Positive		Stable	Oxygen		On Vent.			
	Last 24hrs	Total (PCR+RA)	Last 24hrs	Total		On low flow	On High flow				
AJK	478	330,408	00	34,660	00	01	01	00	28	33,884	746
Balochistan	363	495,492	03	33,633	00	00	05	00	81	33,183	364
GB	293	221,631	00	10,429	00	00	00	00	02	10,241	186
Islamabad	4,936	2,395,509	53	108,618	00	30	27	06	241	107,347	967
KP	10,287	3,834,370	36	181,370	00	76	84	16	392	174,874	5,928
Punjab	18,013	8,903,828	115	444,977	25	80	137	35	2,468	429,166	13,066
Sindh	13,486	7,191,167	308	481,689	39	59	58	18	6,203	467,642	7,670

SARI/ILI surveillance summary, Week-51, 2021 (229 Sentinel Sites)

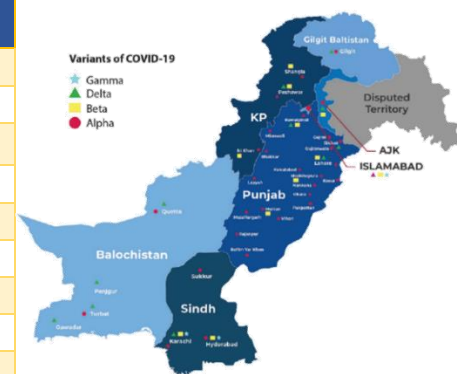
Province	SARI Cases					ILI Cases					Contact Tracing					Sentinel Sites			Bed Occupancy		
	Week-51					Week-51					Week-51					Week-51			Week-51		
	SARI Reported	Tested		Lab Positive		ILI Reported	Tested		Lab Positive		Contact Identified	Contact Lab Tested		Contact Lab Positive		Total Sentinel Sites	Sites Reported		Total Allocated Beds	Occupied Beds	
		No	%	No	%		No	%	No	%		No	%	No	%		No	%		No	%
Islamabad	53	53	100.0	7	13.2	284	237	83.5	8	3.4	848	629	74.2	28	4.5	7	7	100.0	429	69	16.1
Punjab	1109	1109	100.0	14	1.3	2451	2138	87.2	14	0.7	1154	1154	100.0	4	0.3	50	50	100.0	4154	186	4.5
Sindh	681	681	100.0	35	5.1	943	763	80.9	31	4.1	574	537	93.6	41	7.6	65	31	47.7	2431	60	2.5
KP	164	164	100.0	20	12.2	2728	2728	100.0	37	1.4	1188	1188	100.0	11	0.9	30	30	100.0	1666	136	8.2
Balochistan	156	125	80.1	19	15.2	940	378	40.2	23	6.1	283	250	88.3	23	9.2	44	44	100.0	157	57	36.3
AJK	93	93	100.0	4	4.3	791	745	94.2	4	0.5	207	207	100.0	4	1.9	20	13	65.0	647	21	3.2
GB	1	1	100.0	0	0.0	13	13	100.0	0	0.0	196	196	100.0	1	0.5	13	13	100.0	51	0	0.0
Total	2257	2226	98.6	99	4.4	8150	7002	85.9	117	1.7	4450	4161	93.5	112	2.7	229	188	82.1	9535	529	5.5

COVID-19 Vaccination status by province and vaccine doses



COVID-19 sequenced genomes

Province	Wild Type	ALPHA	BETA	GAMMA	DELTA	DELTA +	Omicron	Total
Punjab	46	371	16	01	530	-	13	977
Sindh	77	121	235	34	428	-	33	928
KP	28	48	06	-	24	-	-	106
Baluchistan	7	3	18	-	56	-	-	84
Islamabad	248	135	19	01	904	03	17	1,327
Gilgit	05	-	-	-	15	-	-	20
AJK	04	04	01	-	16	-	-	25
Unspecified	27	44	15	01	31	-	12	130
Totals	442	726	310	37	2,004	03	75	3,597



Data Source: GISAID : <https://www.gisaid.org>, National Institute of Health, Pakistan, Aga Khan University hospital, Karachi.

The reported data is inclusive of PCR based genotyping for SARS-CoV2 variants and Whole Genome Sequencing information. Variant of Interest data is not including in this report.

Contact Details

Dr Palitha Mahipala

WHO Representative
WHO Country Office
Islamabad – Pakistan
Tel: +92 51 9255183
Email: mahipalap@who.int

Dr Michael Lukwiya

Incident Manager
WHO Country Office
Islamabad - Pakistan
Tel: +92 51 9255184
Email: lukwiyam@who.int