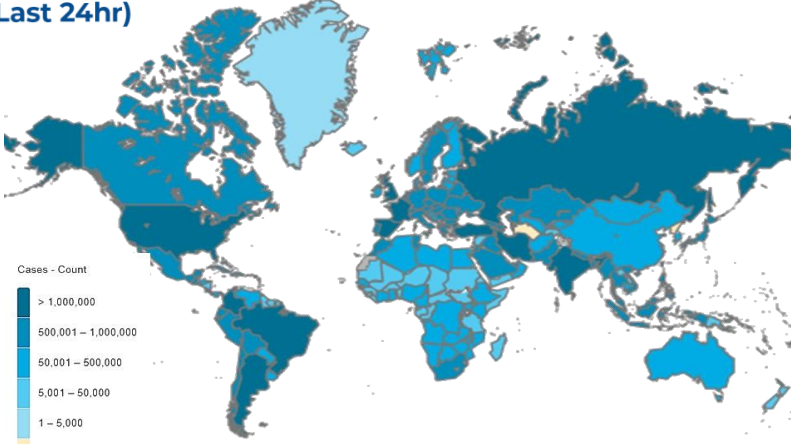
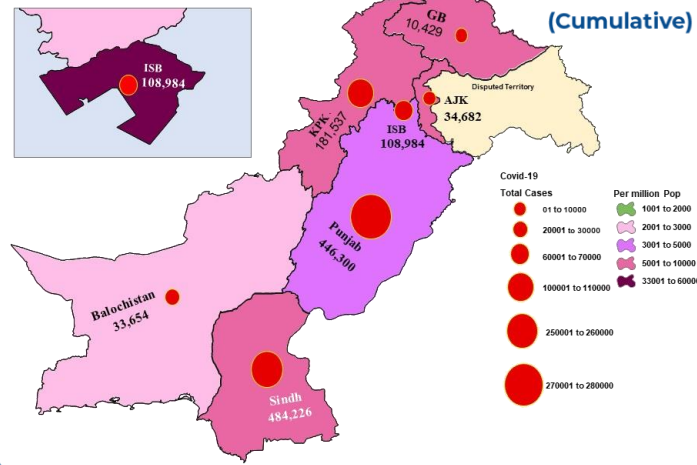




GLOBAL UPDATES (Last 24hr)



PAKISTAN COVID-19 SNAPSHOT (Cumulative)



| | | | | | | | |
|-------------------------------|-------------------------|--------------------------------|--------------------------------|---------------------------------------|--------------------------------|----------------------------|-------------------------------|
| 2,294,039 Confirmed | 7,011 Deaths | 82.77% Daily Changes | 58.37% Daily Changes | 9,118,223,397 Vaccine doses | 22,858,990 Suspected | 23,655,230 Tests | 1,299,848 Confirmed |
| 1,257,847 Recovered | 13,046 Active | 28,955 Deaths | | | | | |

As on 4th January 2022

PAKISTAN SNAPSHOT (LAST 24hr)

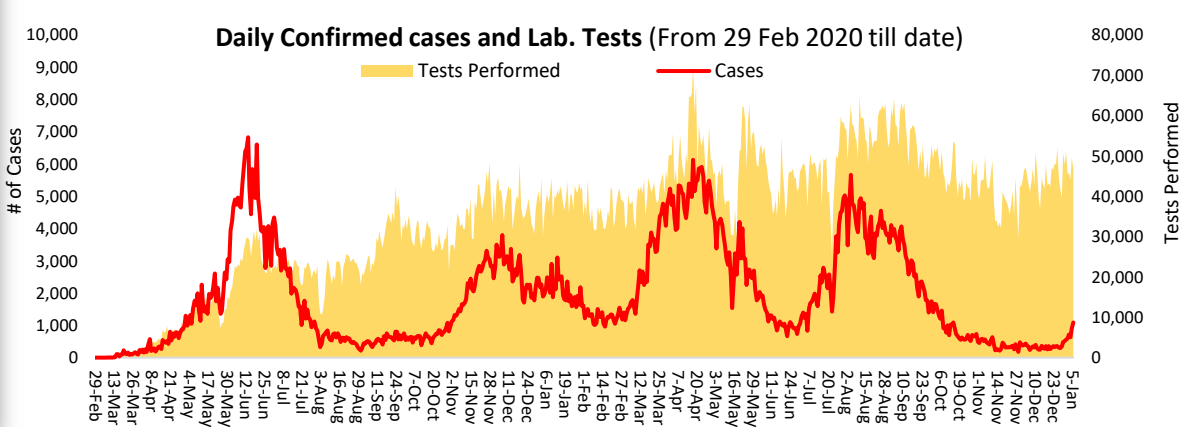
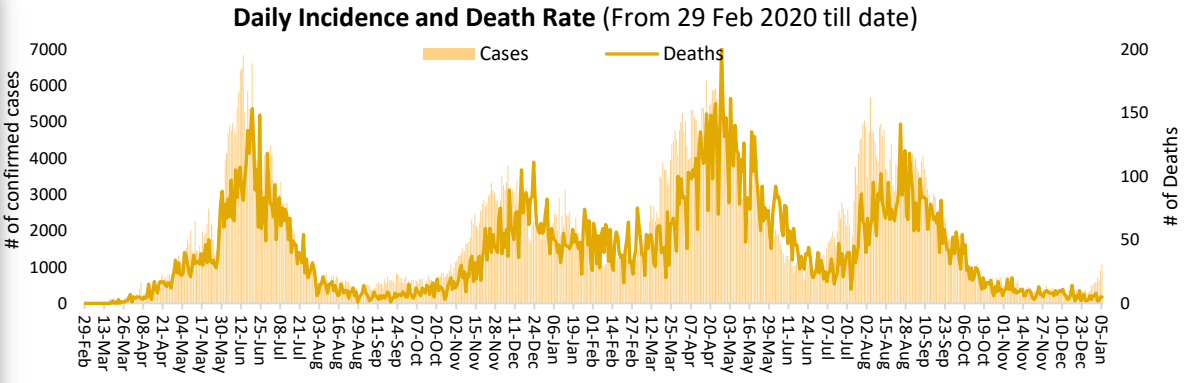
| | | | | | |
|----------------------------|------------------------|---------------------------|-------------------------|------------------------|---------------------|
| 45,504 Suspected | 46,585 Tests | 1,085 Confirmed | 247 Recovered | 636 Critical | 05 Deaths |
|----------------------------|------------------------|---------------------------|-------------------------|------------------------|---------------------|

PAKISTAN VACCINE STATS

First Dose: 98,863,864
Last 24 hrs: 303,010

Fully Vaccinated: 72,995,114
Last 24 hrs: 448,395

Total Doses Administrated: 160,651,005
Last 24 hrs: 750,392





Provincial Department of Health, Punjab in collaboration with World Health Organization Pakistan conducted a seven-day training on Mid-Level Management (MLM) Course for EPI Managers at Margala Hotel, Islamabad from 22nd to 28th December 2012. Total 29 Mid-Level Managers including 23 participants from 22 districts of Punjab and 6 participants from the Islamabad Capital Territory and Metropolitan Corporation Islamabad attended the course.

The objective of the training was to build the capacity on managing human, financial and material resources, the supply chain management of vaccines and logistics, and establishment of better mechanism of coordination and collaboration with the stakeholders.

In his remarks, Director EPI Punjab, Dr Mukhtar Ahmad Awan appreciated the WHO Support for conducting this training and requested for further support to complete training of all EPI Focal Persons and DDHOs in 36 districts of Punjab.

Positivity Rate by Major Cities/Districts

| Districts | Daily Trend | Test Conducted (Last 24hrs) | Positive Cases (Last 24hrs) | Positivity Rate (%) |
|--------------|-------------|-----------------------------|-----------------------------|---------------------|
| Abbottabad | | 532 | 4 | 0.8% |
| Swat | | 957 | 0 | 0.0% |
| Peshawar | | 1280 | 24 | 1.9% |
| Faisalabad | | 538 | 4 | 0.7% |
| Gujranawala | | 613 | 0 | 0.0% |
| Gujrat | | 282 | 2 | 0.7% |
| Lahore | | 8010 | 320 | 4.0% |
| Multan | | 428 | 9 | 2.1% |
| Rawalpindi | | 1247 | 14 | 1.1% |
| Islamabad | | 4411 | 104 | 2.4% |
| Karachi | | 4660 | 430 | 9.2% |
| Hyderabad | | 457 | 8 | 1.8% |
| Mirpur | | 92 | 3 | 3.3% |
| Muzaffarabad | | 112 | 0 | 0.0% |

Summary Table (Major Cities /Districts)

| Districts | Hospitalized | | | | Home or elsewhere Isolation |
|--------------|--------------|--------------------|---------------------|---------|-----------------------------|
| | Stable | On low flow oxygen | On High flow oxygen | On Vent | |
| Mirpur | 01 | 01 | 02 | 00 | 08 |
| Muzaffarabad | 00 | 00 | 00 | 00 | 00 |
| Quetta | 00 | 00 | 02 | 00 | 15 |
| Gilgit | 00 | 00 | 00 | 00 | 00 |
| Islamabad | 00 | 31 | 30 | 06 | 422 |
| Abbottabad | 00 | 00 | 04 | 00 | 20 |
| Peshawar | 00 | 24 | 44 | 12 | 195 |
| Swat | 00 | 04 | 00 | 00 | 00 |
| Bahawalpur | 01 | 06 | 00 | 01 | 95 |
| Faisalabad | 00 | 06 | 26 | 01 | 170 |
| Gujranwala | 00 | 00 | 00 | 00 | 81 |
| Lahore | 01 | 02 | 41 | 20 | 324 |
| Multan | 03 | 01 | 00 | 00 | 89 |
| Rawalpindi | 02 | 04 | 19 | 01 | 81 |
| Hyderabad | 02 | 02 | 00 | 00 | 563 |
| Karachi | 05 | 59 | 46 | 16 | 4,023 |

Summary Table by Province

| Provinces | Lab Status | | | | Stable | Hospitalized | | | Home Isolation | Total Recovered | Total Deaths |
|-------------|------------|----------------|------------|---------|--------|--------------|--------------|----------|----------------|-----------------|--------------|
| | Tested | | Positive | | | Oxygen | | On Vent. | | | |
| | Last 24hrs | Total (PCR+RA) | Last 24hrs | Total | | On low flow | On High flow | | | | |
| AJK | 607 | 333,187 | 06 | 34,682 | 01 | 01 | 03 | 00 | 24 | 33,907 | 746 |
| Balochistan | 310 | 497,575 | 01 | 33,654 | 00 | 00 | 02 | 00 | 35 | 33,251 | 366 |
| GB | 264 | 223,289 | 00 | 10,429 | 00 | 00 | 00 | 00 | 01 | 10,242 | 186 |
| Islamabad | 4,411 | 2,422,557 | 104 | 108,984 | 00 | 31 | 30 | 06 | 422 | 107,528 | 967 |
| KP | 9,029 | 3,892,877 | 36 | 181,573 | 00 | 74 | 86 | 14 | 425 | 175,036 | 5,938 |
| Punjab | 18,323 | 9,011,399 | 360 | 446,300 | 16 | 75 | 148 | 27 | 3,437 | 429,521 | 13,076 |
| Sindh | 13,641 | 7,274,346 | 578 | 484,226 | 54 | 62 | 61 | 16 | 7,995 | 468,362 | 7,676 |

Contact Details

Dr Palitha Mahipala
 WHO Representative
 WHO Country Office
 Islamabad – Pakistan
 Tel: +92 51 9255183
 Email: mahipalap@who.int

Dr Michael Lukwiya

Incident Manager
 WHO Country Office
 Islamabad - Pakistan
 Tel: +92 51 9255184
 Email: lukwiyam@who.int