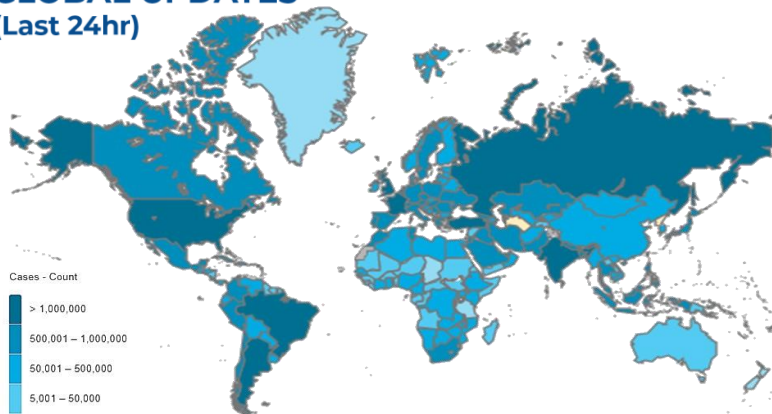
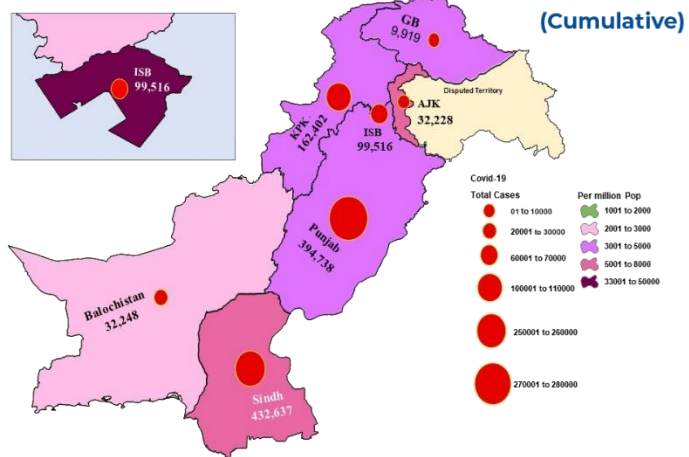




GLOBAL UPDATES (Last 24hr)



PAKISTAN COVID-19 SNAPSHOT (Cumulative)



521,035 Confirmed	8,483 Deaths	-14.62% Daily Changes	-2.77% Daily Changes	5,019,907,027 Vaccine doses	17,243,718 Suspected	17,809,969 Tests	1,163,688 Confirmed	
1,043,898 Recovered	93,901 Active	25,889 Deaths						

As on 29th August 2021

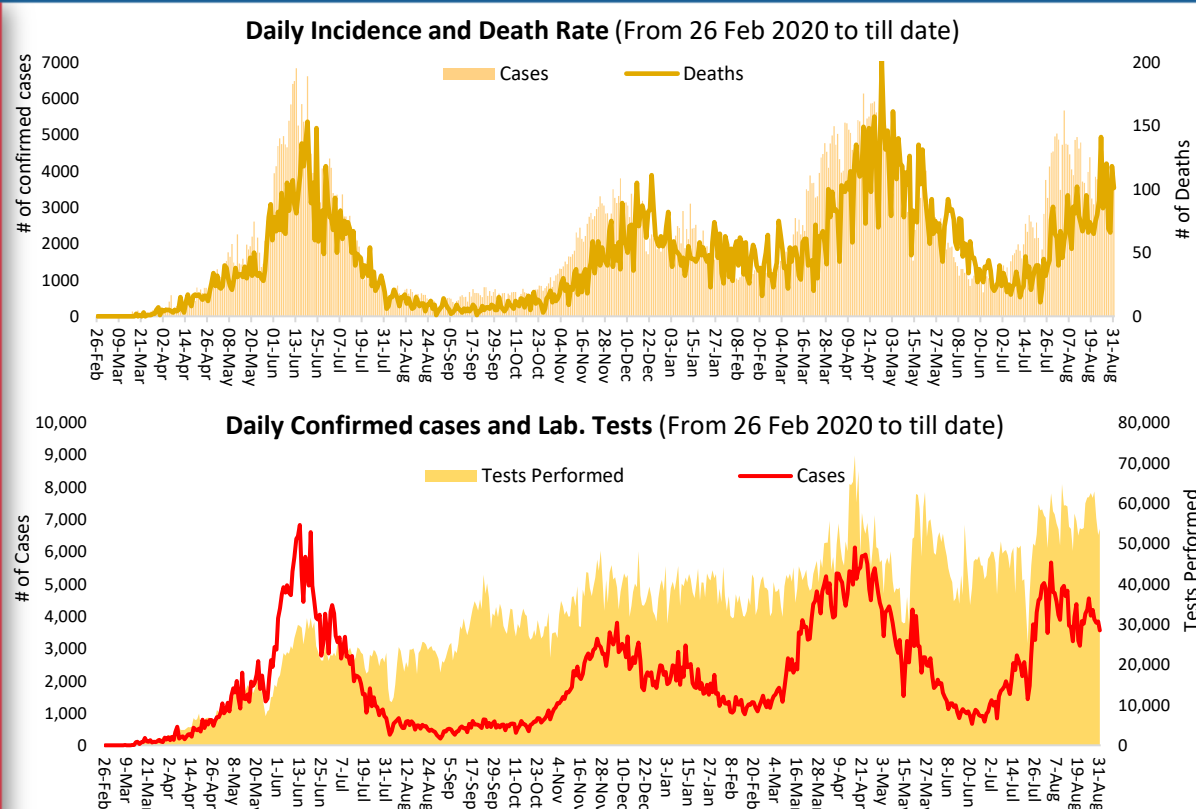
PAKISTAN SNAPSHOT (LAST 24hr)	52,290 Suspected	53,637 Tests	3,559 Confirmed	4,140 Recovered	5,690 Critical	101 Deaths
--------------------------------------	----------------------------	------------------------	---------------------------	---------------------------	--------------------------	----------------------

PAKISTAN VACCINE STATS

First Dose: 42,720,675
Last 24 hrs: 916,358

Fully Vaccinated: 16,866,627
Last 24 hrs: 533,180

Total Doses Administrated: 55,178,137
Last 24 hrs: 1,405,214





The Provincial TB Program Khyber Pakhtunkhwa (KP) in collaboration with National TB Program and World Health Organization organized a TB training workshop from 1st to 3rd September 2021 at Nathia Gali, KP. The objective of the workshop was to train participants on the National Monitoring & Evaluation (M&E) Guidelines for TB, UN-HLM Political Declaration on TB & TB-SDG Framework. 35 Participants drawn from Monitoring and evaluation staff of the TB program in KP benefitted from the training. On the 1st September 2021, WHO Country Representative Pakistan, Dr Palitha Mahipala officiated the inaugural session, that was also attended by Deputy National Coordinator TB Common Management Unit, Dr Nasim Akhtar, and Project Director TB Program KP, Dr Mudassar Shahzad. In his remarks, the WR stressed on the need for enhanced TB case notification and contact tracing. He advised on integrated health care delivery approach as a gateway to strengthening health systems.

Positivity Rate by Major Cities/Districts

Districts	Daily Trend	Test Conducted (Last 24hrs)	Positive Cases (Last 24hrs)	Positivity Rate (%)
Abbottabad		770	51	6.6%
Swat		588	23	3.9%
Peshawar		1284	156	12.1%
Faisalabad		1518	94	6.2%
Gujernawala		474	28	5.9%
Gujrat		561	13	2.3%
Lahore		6033	639	10.6%
Multan		1925	73	3.8%
Rawalpindi		1285	191	14.9%
Islamabad		4740	253	5.3%
Karachi		3863	481	12.5%
Hyderabad		792	120	15.2%
Mirpur		98	12	12.2%
Muzaffarabad		311	14	4.5%

Summary Table (Major Cities /Districts)

Districts	Hospitalized				Home or elsewhere Isolation
	Stable	On low flow oxygen	On High flow oxygen	On Vent	
Mirpur	01	03	11	00	271
Muzaffarabad	00	04	10	00	314
Quetta	00	00	04	00	212
Gilgit	00	08	10	00	50
Islamabad	13	129	211	52	5,640
Abbottabad	00	72	108	00	252
Peshawar	00	48	411	53	1,533
Swat	00	94	107	08	00
Bahawalpur	00	17	85	15	23
Faisalabad	18	32	335	08	2,512
Gujranwala	00	12	84	10	02
Lahore	62	70	351	177	2,432
Multan	01	180	30	76	1,024
Rawalpindi	05	69	169	31	138
Hyderabad	04	33	33	01	3,970
Karachi	102	182	448	77	46,223

Summary Table by Province

Provinces	Lab Status				Stable	Hospitalized			Home Isolation	Total Recovered	Total Deaths
	Tested		Positive			Oxygen		On Vent.			
	Last 24hrs	Total (PCR+RA)	Last 24hrs	Total		On low flow	On High flow				
AJK	1,306	278,767	133	32,228	06	19	47	00	2,786	28,672	698
Balochistan	1,853	404,085	18	32,248	09	01	04	00	467	31,428	339
GB	704	174,562	13	9,919	01	17	19	00	319	9,390	173
Islamabad	4,740	1,903,662	253	99,516	13	129	211	52	5,640	92,605	866
KP	10,755	2,668,934	549	162,402	00	686	996	63	5,999	149,670	4,988
Punjab	23,379	6,818,409	1,602	394,738	379	843	1,387	349	22,744	357,121	11,915
Sindh	10,900	5,561,550	991	432,637	146	238	550	79	49,702	375,012	6,910

Contact Details

Dr Palitha Mahipala
 WHO Representative
 WHO Country Office
 Islamabad – Pakistan
 Tel: +92 51 9255183
 Email: mahipalap@who.int

Dr Michael Lukwiya
 Incident Manager
 WHO Country Office
 Islamabad - Pakistan
 Tel: +92 51 9255184
 Email: lukwiyam@who.int