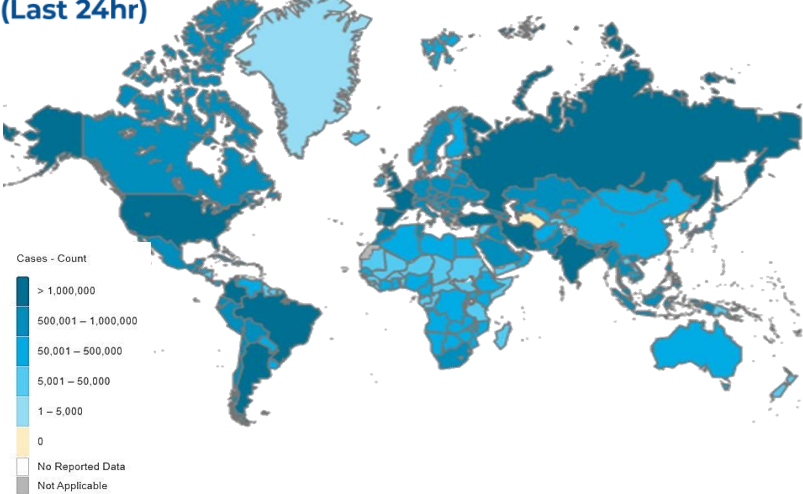
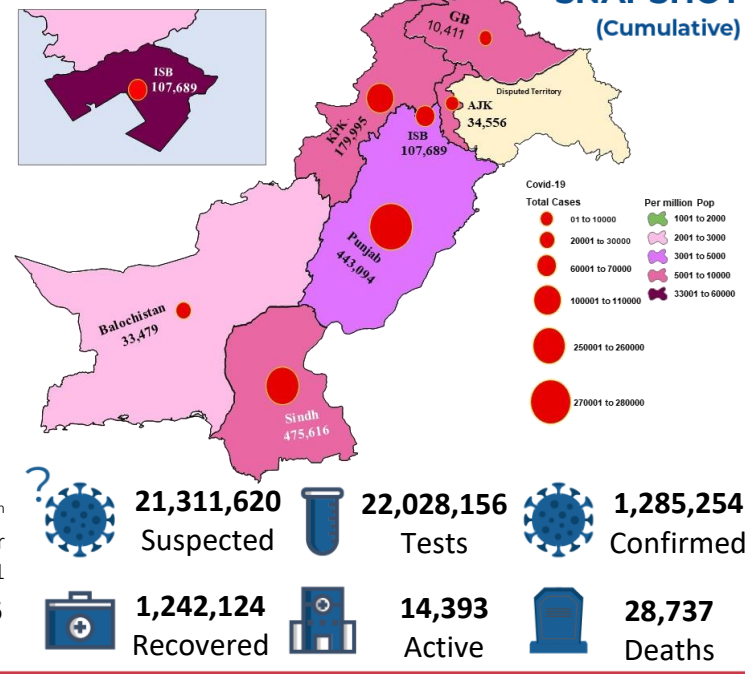




GLOBAL UPDATES (Last 24hr)



PAKISTAN COVID-19 SNAPSHOT (Cumulative)



As on 28th November 2021

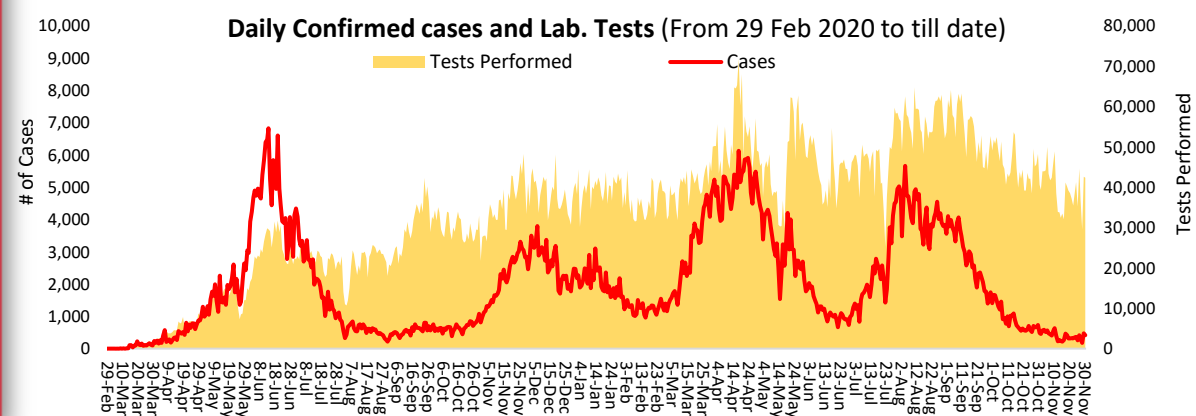
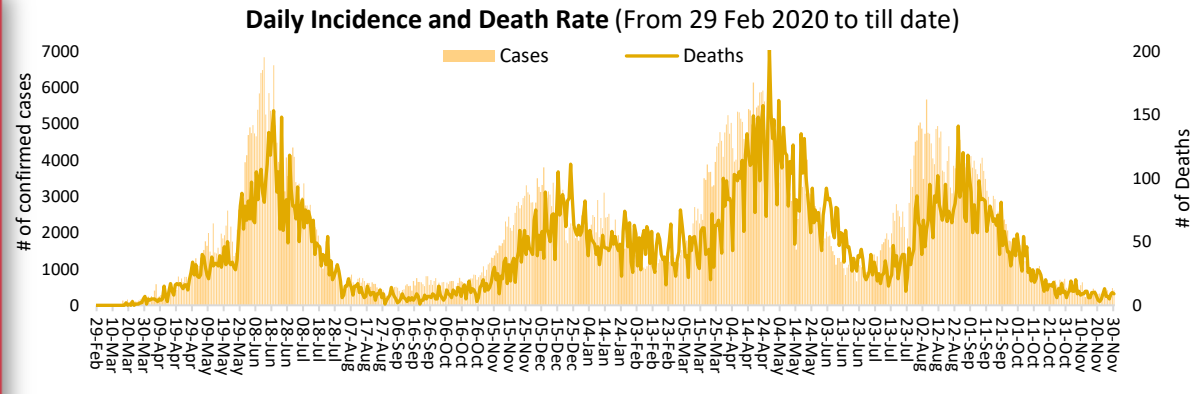
- 398,754** Confirmed
- 5,901** Deaths
- 14.19%** Daily Changes
- 4.14%** Daily Changes
- 7,772,799,316** Vaccine doses
- 21,311,620** Suspected
- 1,242,124** Recovered
- 22,028,156** Tests
- 14,393** Active
- 1,285,254** Confirmed
- 28,737** Deaths

PAKISTAN SNAPSHOT (LAST 24hr)

- 42,107** Suspected
- 42,381** Tests
- 414** Confirmed
- 112** Recovered
- 896** Critical
- 09** Deaths

PAKISTAN VACCINE STATS

- First Dose: 80,284,860
- Last 24 hrs: 247,548
- Fully Vaccinated: 50,184,100
- Last 24 hrs: 229,518
- Total Doses Administrated: 123,032,063
- Last 24 hrs: 470,585





WHO Country Office in collaboration with Shaheed Zulfiqar Ali Bhutto Medical University (SZABMU) organized a training on Infection Prevention and Control (IPC) using the standard IPC Learner's Resource Package for Nurses. This course package was developed in collaboration with Pakistan Nursing Council. On 27th November 2021, WHO Country Representative Pakistan Dr. Palitha Mahipala attended the certificate award ceremony at the Pakistan Institute of Medical Sciences (PIMS) in Islamabad. Vice-Chancellor SZABMU Prof. Tanvir Khaliq and Dean- Federal Medical Teaching Institute (FMTI) PIMS Prof. Rizwan Taj participated in the ceremony. 20 Nurses drawn from Health Facilities in ICT, GB, and AJK were trained. In his remarks, Dr Palitha appreciated government of Pakistan for rolling out the IPC learners package and reiterated WHO technical support towards strengthening IPC practice in the country.

Positivity Rate by Major Cities/Districts

Districts	Daily Trend	Test Conducted (Last 24hrs)	Positive Cases (Last 24hrs)	Positivity Rate (%)
Abbottabad		214	1	0.5%
Swat		763	0	0.0%
Peshawar		1574	58	3.7%
Faisalabad		517	2	0.4%
Gujranawala		446	2	0.4%
Gujrat		102	0	0.0%
Lahore		4304	50	1.2%
Multan		751	10	1.3%
Rawalpindi		2525	20	0.8%
Islamabad		4145	33	0.8%
Karachi		3471	48	1.4%
Hyderabad		1037	23	2.2%
Mirpur		30	0	0.0%
Muzaffarabad		41	0	0.0%

Summary Table (Major Cities /Districts)

Districts	Hospitalized				Home or elsewhere Isolation
	Stable	On low flow oxygen	On High flow oxygen	On Vent	
Mirpur	00	00	02	00	11
Muzaffarabad	00	00	00	00	04
Quetta	00	00	03	00	26
Gilgit	00	01	00	00	01
Islamabad	00	34	27	10	208
Abbottabad	00	04	04	00	00
Peshawar	00	17	68	16	189
Swat	00	01	02	00	09
Bahawalpur	00	10	00	03	33
Faisalabad	00	09	31	03	2,512
Gujranwala	00	00	02	01	00
Lahore	07	04	68	29	2,434
Multan	00	36	00	08	1,030
Rawalpindi	22	05	16	01	160
Hyderabad	02	04	04	00	411
Karachi	03	85	65	16	3,309

Summary Table by Province

Provinces	Lab Status				Hospitalized				Home Isolation	Total Recovered	Total Deaths
	Tested		Positive		Stable	Oxygen		On Vent.			
	Last 24hrs	Total (PCR+RA)	Last 24hrs	Total		On low flow	On High flow				
AJK	129	320,457	00	34,556	01	00	03	00	27	33,783	742
Balochistan	596	475,662	05	33,484	00	00	03	00	50	33,071	360
GB	324	212,770	01	10,412	00	01	00	00	06	10,219	186
Islamabad	4,145	2,256,338	33	107,722	00	34	27	10	208	106,488	955
KP	8,146	3,557,946	80	180,075	00	75	142	16	501	173,495	5,846
Punjab	16,225	8,392,092	91	443,185	23	143	200	57	4,794	424,941	13,027
Sindh	12,816	6,812,891	204	475,820	19	93	76	16	7,868	460,127	7,621

Contact Details

Dr Palitha Mahipala
 WHO Representative
 WHO Country Office
 Islamabad – Pakistan
 Tel: +92 51 9255183
 Email: mahipalap@who.int

Dr Michael Lukwiya

Incident Manager
 WHO Country Office
 Islamabad - Pakistan
 Tel: +92 51 9255184
 Email: lukwiyam@who.int