

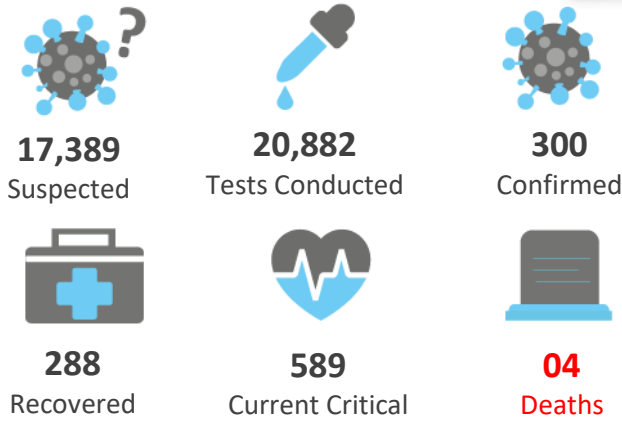


World Health Organization


SITUATION REPORT

COVID-19 PAKISTAN

Daily COVID-19 Pakistan Updates (Last 24hrs)



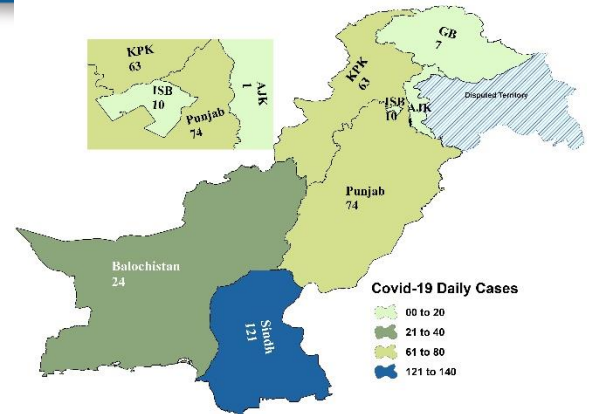
Daily COVID-19 Global Updates (Last 24hrs)



Executive Summary

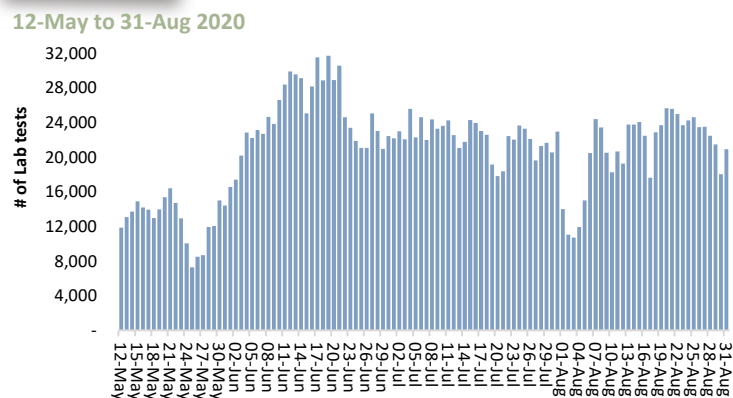
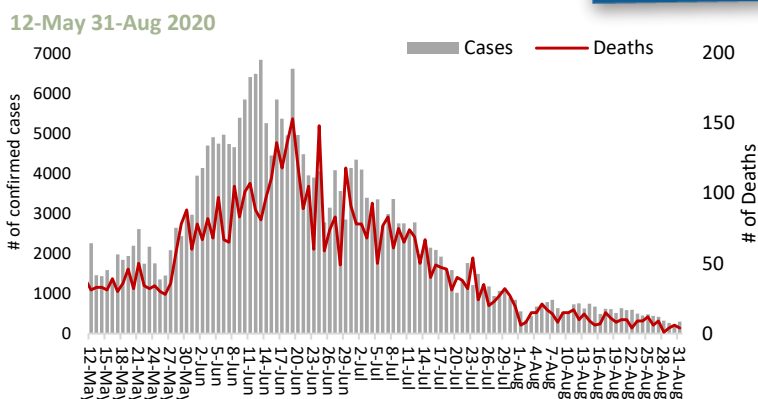
Daily Incidence by Province

Pakistan reported **300** new cases of COVID-19 on **31 August 2020**. The total number of cases notified since the beginning of the outbreak is **296,149** with **6,298** deaths (**CFR: 2.12%**). Out of the total **8,881** currently active cases, **1,044** cases are hospitalized, out of which **589** (**56.41%**) are in critical condition. **7,837** COVID-19 positive cases are at designated isolation facilities or in-home isolation. A total of **280,970** (**94.87%**) have recovered and discharged.



Daily Incidence/Mortality

Daily Lab Test conducted



Funds

Funds Requested: 21,5 Million USD
Gaps: 12.48 Million USD

WHO appreciates the contribution of donors (DFID, BMGF, DFATD Canada, JICA, UNOCHA, South Korea, Czech Republic and Germany) to support Government of Pakistan respond to COVID-19 through WHO Pakistan.

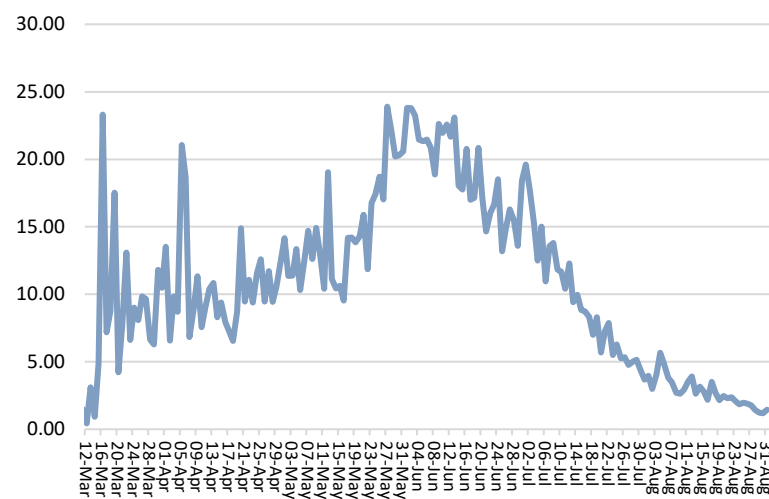
Meeting & Coordination

World Health Organization Pakistan in collaboration with Ministry of National Health Services, Regulations and Coordination successfully established Typhoid sentinel surveillance sites in 11 Hospitals, 5 In Punjab, 3 in Sindh, 2 in Khyber Pakhtunkhwa and 1 in Baluchistan.

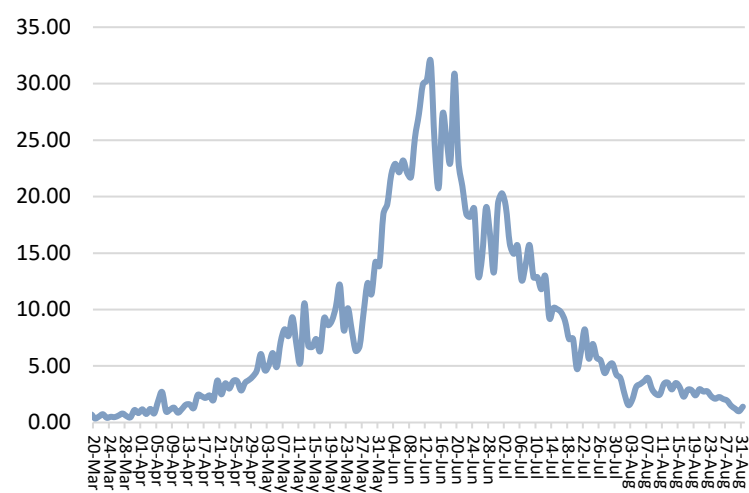
WHO country office Pakistan provided Technical guideline, Lab supplies and Human resource. Training of staff has been completed in all identified sentinel sites in the country.



Daily Positivity Rate

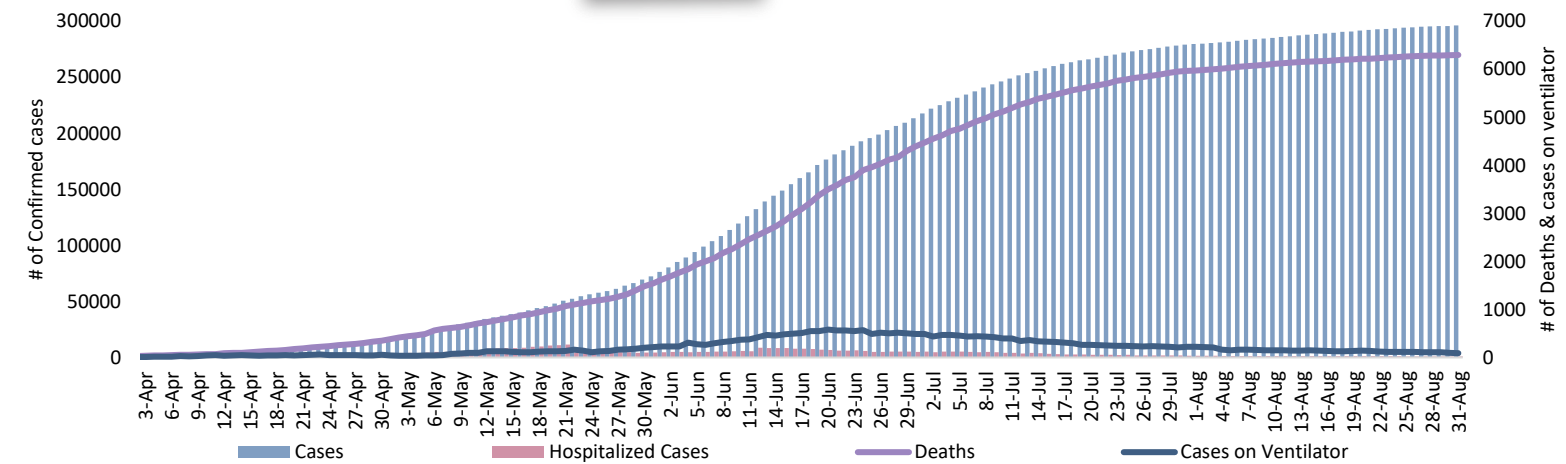


Daily Attack Rate/Million Population



Trends of COVID-19 confirmed cases

Hospitalized, on Ventilators & Deaths



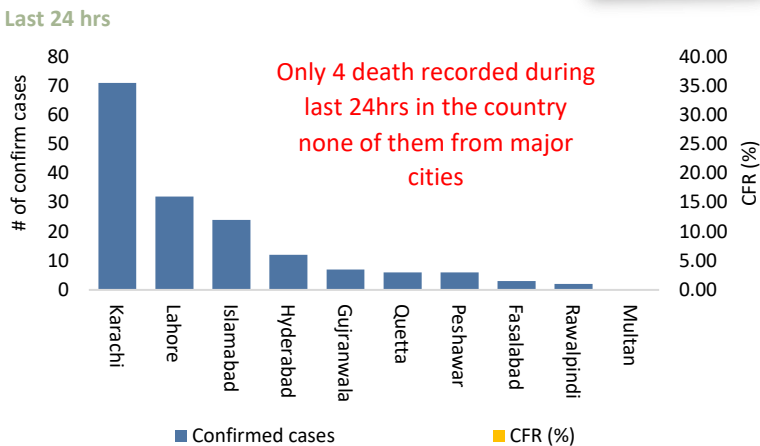
Summary Table (Cumulative/current)

as of 1st September 2020

Lab Status (cumulative)		Hospitalized (current)			Home or elsewhere Isolation	Recovered	Deaths
Tested	Positive	Stable	On oxygen	On Vent.			
2,642,028	296,149	455	497	92	7,837	280,970	6,298

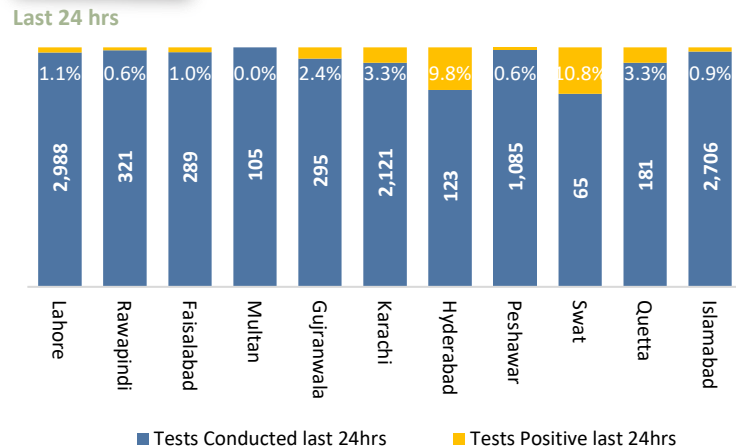
COVID-19 Confirmed cases & CFR

by Major Cities / Districts



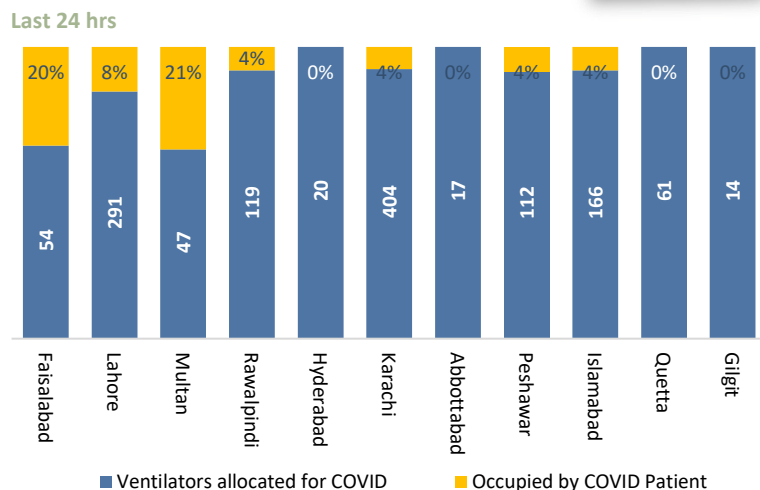
COVID-19 Positivity rates

by Major Cities / Districts



Occupied COVID-19 ventilators

by Major Cities / Districts



Summary Table

by Major Cities / Districts

Districts	Hospitalized				Home or elsewhere Isolation
	Stable	On low flow oxygen	On High flow oxygen	On Vent.	
Lahore	49	27	88	24	176
Rawalpindi	11	20	09	05	03
Faisalabad	03	03	11	11	07
Multan	10	00	00	10	28
Gujranwala	85	00	27	01	156
Karachi	36	55	90	16	1,911
Hyderabad	02	03	02	00	165
Peshawar	00	05	13	05	187
Swat	00	02	01	00	50
Quetta	00	00	04	00	339
Islamabad	13	08	05	07	441

Summary Table by Province

As of 1st September 2020

Provinces	Lab Status		Hospitalized				Home or elsewhere Isolation	Recovered	Deaths
	Tested	Positive	Stable	On low flow Oxygen	On High flow Oxygen	On Vent.			
AJK	33,272	2,299	07	06	00	00	101	2,122	63
Balochistan	75,279	12,879	00	00	04	00	940	11,794	141
GB	22,281	2,903	31	21	03	00	278	2,503	67
Islamabad	268,672	15,649	13	08	05	07	441	15,000	175
KP	278,645	36,118	05	15	23	09	838	33,978	1,250
Punjab	957,885	96,832	252	110	147	60	1,565	92,499	2,199
Sindh	1,005,994	129,469	147	59	96	16	3,674	123,074	2,403

Source: Ministry of national health Services, regulations and coordination, National emergency operation center

Contact Details

Dr Palitha Mahipala
WHO Representative
WHO Country Office
Islamabad – Pakistan
Tel: +92 51 9255183
ail: mahipalap@who.int

Dr Michael Lukwiya
Incident Manager
WHO Country Office
Islamabad - Pakistan
Tel: +92 51 9255184
Email: lukwiyam@who.int