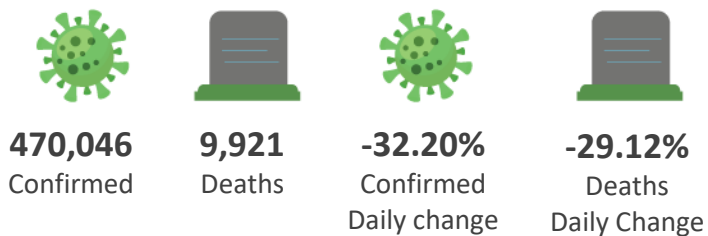


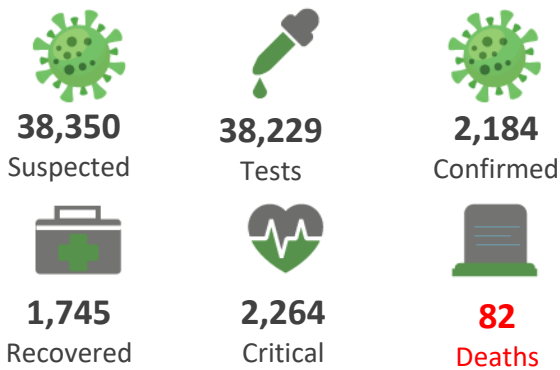


COVID-19 SITUATION REPORT

GLOBAL UPDATES (Last 24hr)

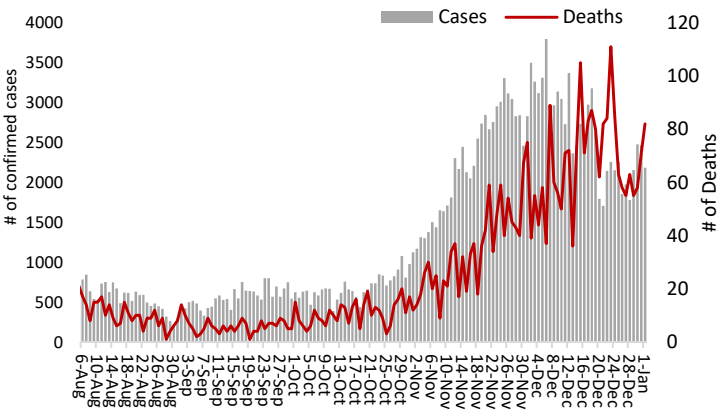


PAKISTAN UPDATES (Last 24hr)

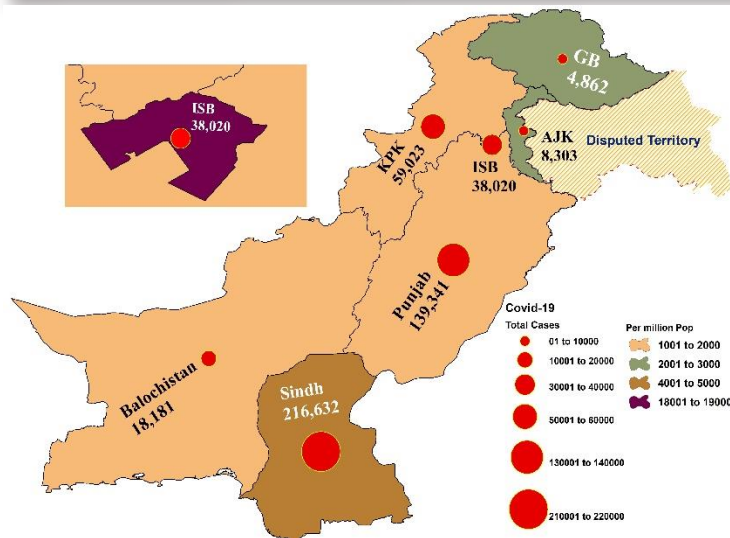


INCIDENCE & DEATHS BY DATE

06-Aug 2020 - 01-Jan 2021



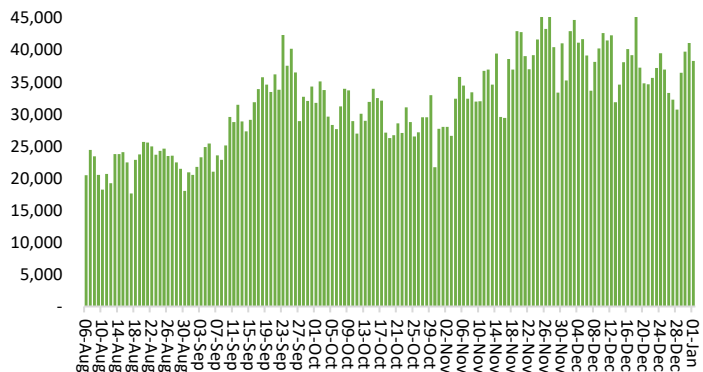
TOTAL CASES & CASES PER MILLION POP.



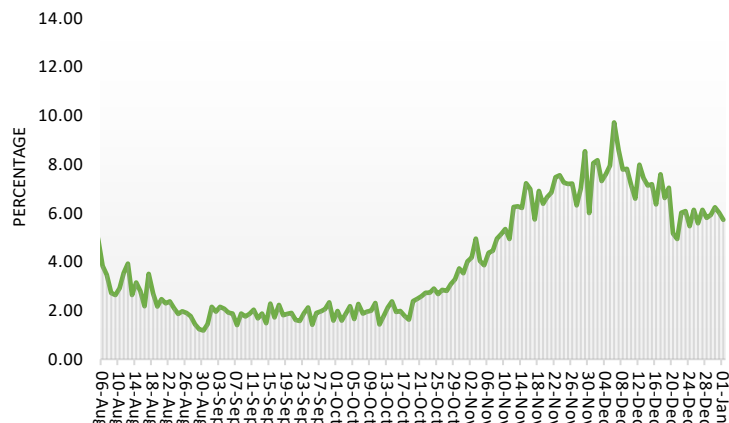
Pakistan reported **2,184** new cases of COVID-19 on **01 January 2021**. The total number of cases notified since the beginning of the outbreak is **484,362** with **10,258** deaths (**CFR: 2.12%**). Out of the total **35,130** currently active cases **2,745** cases are hospitalized.

LAB TEST (PCR + RA) CONDUCTED BY DATE

06-Aug 2020 - 01-Jan 2021



POSITIVITY RATE BY DATE



Funds

Funds Requested: 34 Million USD
Gaps: 14.98 Million USD

WHO appreciates the contribution of donors (DFID, BMGF, DFATD Canada, JICA, UNOCHA, ECHO, South Korea, Czech Republic and Germany) to support Government of Pakistan towards COVID-19 through WHO Pakistan.



Dr. Mohd. Yunis, Director Headquarter-DGHS, Punjab briefing the participants on objective of training

MEETINGS & COORDINATION

The World Health Organization Pakistan in collaboration with Directorate of Epidemic Prevention and Control (EPC), Department of Health Punjab, conducted the second one day training for SARI/ILI sentinel site focal persons on 21st December 2020. The training was conducted at Directorate General of Health Services Punjab Lahore. Seventeen (17) focal persons from the Primary & Secondary health care Department and Specialized Healthcare & Medical Education Department stationed at identified sentinel sites in high COVID-19 burden districts across Punjab were trained.

Dr Mohammad Yunis, Director Headquarter-DGHS Punjab expressed his gratitude to WHO Pakistan for organizing the training and its continued support to the Government in responding to the COVID-19 pandemic.

POSITIVITY RATE BY MAJOR CITIES/DISTRICTS

Last 24 hrs

| City/District | Tests Conducted last 24hrs | Tests Positive last 24hrs | Positivity Rate |
|---------------|----------------------------|---------------------------|-----------------|
| Karachi | 5,022 | 787 | 15.8% |
| Peshawar | 1,081 | 167 | 15.5% |
| Mirpur | 54 | 5 | 9.3% |
| Lahore | 5,321 | 431 | 8.1% |
| Muzaffarabad | 91 | 7 | 7.7% |
| Abbotabad | 259 | 20 | 7.7% |
| Rawapindi | 1,478 | 51 | 3.5% |
| Islamabad | 3,891 | 132 | 3.4% |
| Gujranwala | 221 | 7 | 3.2% |
| Gilgit | 66 | 2 | 3.0% |
| Swat | 176 | 5 | 2.8% |
| Quetta | 251 | 6 | 2.4% |
| Faisalabad | 955 | 21 | 2.3% |
| Multan | 1,351 | 13 | 1.0% |

SUMMARY TABLE (MAJOR CITIES/DISTRICTS)

| Districts | Hospitalized | | | | Home or elsewhere Isolation |
|--------------|--------------|--------------------|---------------------|---------|-----------------------------|
| | Stable | On low flow oxygen | On High flow oxygen | On Vent | |
| Lahore | 218 | 45 | 93 | 80 | 3,455 |
| Rawalpindi | 37 | 69 | 69 | 10 | 767 |
| Faisalabad | 06 | 08 | 38 | 04 | 326 |
| Multan | 07 | 76 | 19 | 29 | 258 |
| Gujranwala | 00 | 00 | 03 | 00 | 178 |
| Karachi | 72 | 150 | 453 | 73 | 15,113 |
| Hyderabad | 01 | 14 | 02 | 00 | 739 |
| Peshawar | 00 | 26 | 06 | 00 | 142 |
| Swat | 00 | 53 | 274 | 39 | 1,153 |
| Abbottabad | 00 | 00 | 15 | 00 | 78 |
| Quetta | 00 | 00 | 06 | 00 | 102 |
| Islamabad | 18 | 100 | 88 | 36 | 2,740 |
| Muzaffarabad | 01 | 00 | 03 | 00 | 53 |
| Gilgit | 00 | 03 | 00 | 00 | 02 |

SUMMARY TABLE BY PROVINCE

| Provinces | Lab Status | | | | Hospitalized | | | | Home Isolation | Recovered | Deaths |
|-------------|------------|----------------|------------|---------|--------------|-------------|--------------|----------|----------------|-----------|--------|
| | Tested | | Positive | | Stable | Oxygen | | On Vent. | | | |
| | Last 24hrs | Total (PCR+RA) | Last 24hrs | Total | | On low flow | On High flow | | | | |
| AJK | 305 | 99,308 | 26 | 8,303 | 02 | 05 | 23 | 00 | 358 | 7,691 | 224 |
| Balochistan | 340 | 161,217 | 13 | 18,181 | 00 | 00 | 06 | 00 | 239 | 17,752 | 184 |
| GB | 355 | 66,723 | 05 | 4,862 | 00 | 05 | 00 | 00 | 43 | 4,713 | 101 |
| Islamabad | 3,891 | 827,328 | 132 | 38,020 | 18 | 100 | 88 | 36 | 2,740 | 34,617 | 421 |
| KP | 5,985 | 775,415 | 322 | 59,023 | 00 | 197 | 364 | 41 | 2,818 | 53,942 | 1,661 |
| Punjab | 15,582 | 2,472,892 | 733 | 139,341 | 377 | 284 | 263 | 151 | 10,056 | 124,125 | 4,085 |
| Sindh | 11,771 | 2,372,424 | 953 | 216,632 | 84 | 168 | 460 | 73 | 16,131 | 196,134 | 3,582 |

Contact Details

Dr Palitha Mahipala
WHO Representative
WHO Country Office
Islamabad - Pakistan
Tel: +92 51 9255183
Email: mahipalap@who.int

Dr Michael Lukwiya
Incident Manager
WHO Country Office
Islamabad - Pakistan
Tel: +92 51 9255184
Email: lukwiyam@who.int