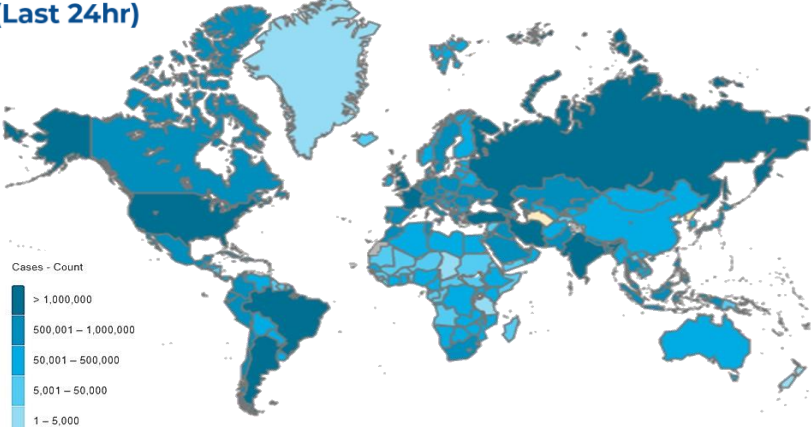




**PAKISTAN COVID-19 SITUATION REPORT**

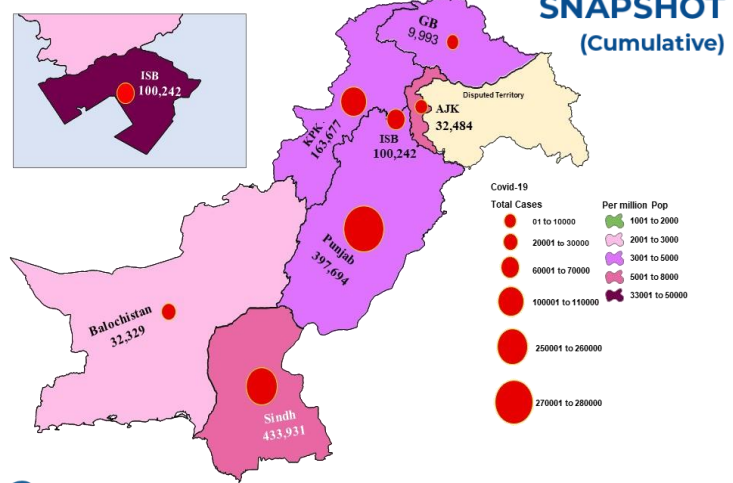
**GLOBAL UPDATES (Last 24hr)**



Cases - Count

- > 1,000,000
- 500,001 – 1,000,000
- 50,001 – 500,000
- 5,001 – 50,000
- 1 – 5,000
- 0
- No Reported Data
- Not Applicable

**PAKISTAN COVID-19 SNAPSHOT (Cumulative)**



**Covid-19**

Total Cases

- 61 to 10000
- 20001 to 30000
- 60001 to 70000
- 100001 to 110000
- 250001 to 260000
- 270001 to 280000

Per million Pop

- 1001 to 2000
- 2001 to 3000
- 3001 to 5000
- 5001 to 8000
- 33001 to 50000

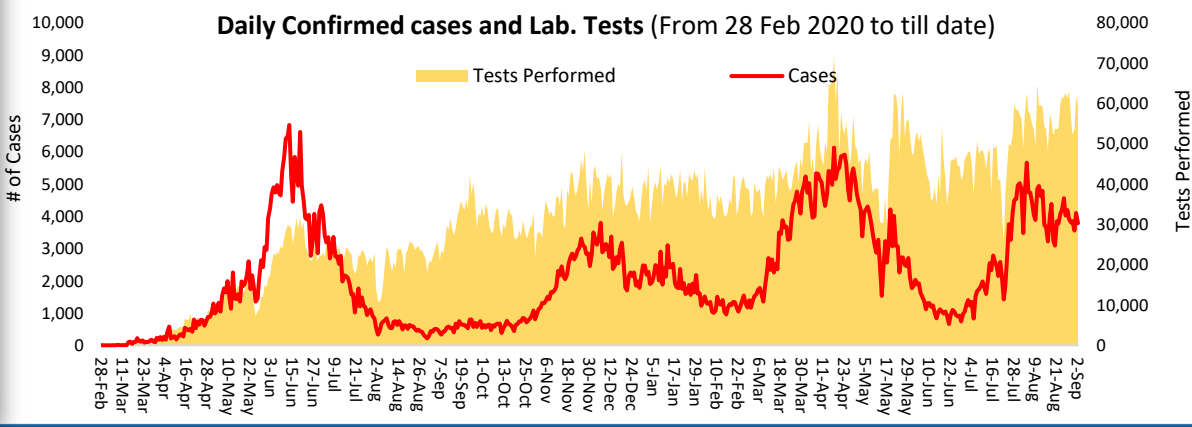
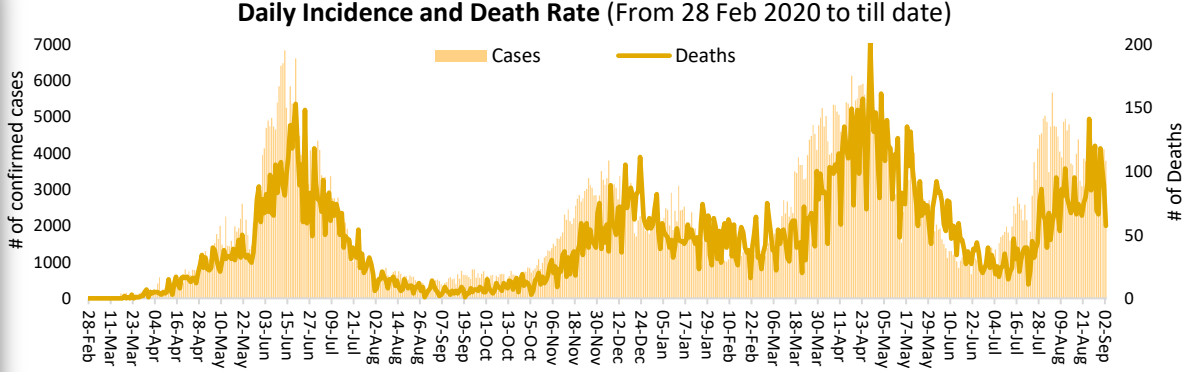
<b>655,952</b> Confirmed	<b>9,142</b> Deaths	<b>-8.92%</b> Daily Changes	<b>-6.45%</b> Daily Changes	<b>5,289,724,918</b> Vaccine doses	<b>17,362,301</b> Suspected	<b>17,931,365</b> Tests	<b>1,171,578</b> Confirmed
<b>1,055,467</b> Recovered	<b>90,076</b> Active	<b>26,035</b> Deaths	<b>As on 31<sup>st</sup> August 2021</b>				

**PAKISTAN SNAPSHOT (LAST 24hr)**

<b>58,342</b> Suspected	<b>59,745</b> Tests	<b>3,787</b> Confirmed	<b>3,235</b> Recovered	<b>5,606</b> Critical	<b>57</b> Deaths
----------------------------	------------------------	---------------------------	---------------------------	--------------------------	---------------------

**PAKISTAN VACCINE STATS**

	First Dose 45,617,702
	Last 24 hrs: 795,476
	Fully Vaccinated 18,854,474
	Last 24 hrs: 428,199
	Total Doses Administered 59,715,541
	Last 24 hrs: 1,228,044



**FUNDS**

Funds Requested for 2021: 14 Million USD  
Gaps: 13.45 million USD

WHO appreciates the contribution of donors: (UNOCHA)

## Meetings & Coordination



On 3<sup>rd</sup> September 2021, WHO Country Representative in Pakistan, Dr Palitha Mahipala paid a visit to the Managing Director Pakistan Bait-ul-Mal (PBM), Mr Malik Zaheer Abbas Khokhar at the PBM Headquarters, Islamabad. The WR was accompanied by the Advisor on Disability, Dr Maryam Mallick. During the meeting, MD PBM briefed the WR on the initiatives being undertaken by PBM and appreciated WHO support to the establishment of National Steering Committee on Assistive Technology, introduction of customized wheelchairs, and strengthening of local manufacturing of assistive products. He acknowledged WHO role for enhancing access to assistive technology. In his remarks, Dr Palitha appreciated PBM for taking concrete measures to improve access to assistive devices, and empowering persons with disabilities.

### Positivity Rate by Major Cities/Districts

Districts	Daily Trend	Test Conducted (Last 24hrs)	Positive Cases (Last 24hrs)	Positivity Rate (%)
Abbottabad		770	51	6.6%
Swat		705	28	4.0%
Peshawar		1430	158	11.0%
Faisalabad		892	49	5.5%
Gujranwala		772	51	6.6%
Gujrat		456	19	4.2%
Lahore		6262	565	9.0%
Multan		2973	102	3.4%
Rawalpindi		1526	151	9.9%
Islamabad		6474	332	5.1%
Karachi		5820	657	11.3%
Hyderabad		877	110	12.5%
Mirpur		139	20	14.4%
Muzaffarabad		165	11	6.7%

### Summary Table by Province

### Summary Table (Major Cities /Districts)

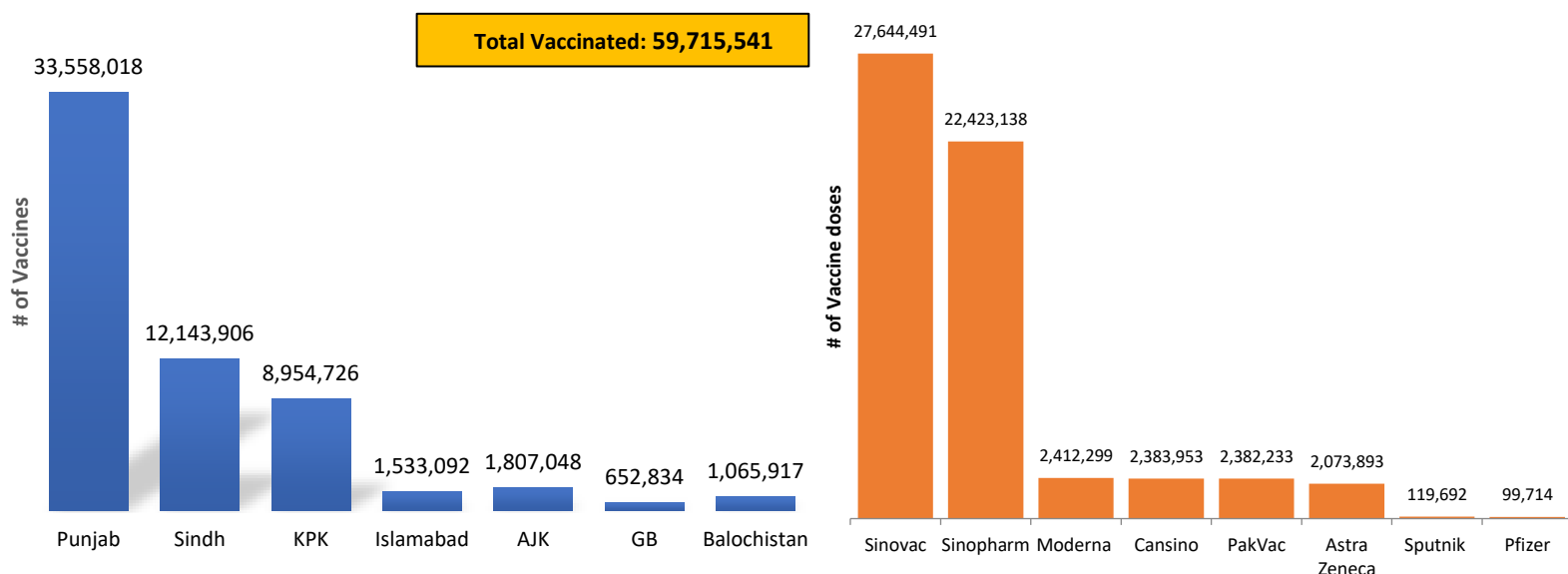
Districts	Hospitalized				Home or elsewhere Isolation
	Stable	On low flow oxygen	On High flow oxygen	On Vent	
Mirpur	00	03	12	00	253
Muzaffarabad	00	04	07	00	279
Quetta	00	00	07	00	201
Gilgit	00	07	10	00	76
Islamabad	20	116	220	52	5,766
Abbottabad	00	89	89	00	231
Peshawar	00	70	360	47	1,314
Swat	00	77	100	08	08
Bahawalpur	00	17	85	15	595
Faisalabad	18	44	347	11	2,512
Gujranwala	05	09	93	11	55
Lahore	78	71	309	190	2,432
Multan	01	175	29	81	1,024
Rawalpindi	05	81	145	31	1,874
Hyderabad	06	43	35	03	2,967
Karachi	96	166	402	66	43,884

Provinces	Lab Status				Hospitalized				Home Isolation	Total Recovered	Total Deaths
	Tested		Positive		Stable	Oxygen		On Vent.			
	Last 24hrs	Total (PCR+RA)	Last 24hrs	Total		On low flow	On High flow				
AJK	1,002	280,833	104	32,484	02	23	45	00	2,508	29,204	702
Balochistan	1,407	406,833	47	32,329	05	01	07	00	482	31,495	339
GB	685	175,979	41	9,993	00	15	23	00	337	9,444	174
Islamabad	6,474	1,915,747	332	100,242	20	116	220	52	5,766	93,200	868
KP	10,521	2,691,602	667	163,677	00	626	932	56	6,328	150,694	5,041
Punjab	22,549	6,864,352	1,368	397,694	453	878	1,427	374	21,512	361,071	11,979
Sindh	17,107	5,596,019	1,228	435,159	153	238	514	69	46,904	380,359	6,932

# SARI/ILI surveillance summary, Week-34, 2021 (208 Sentinel Sites)

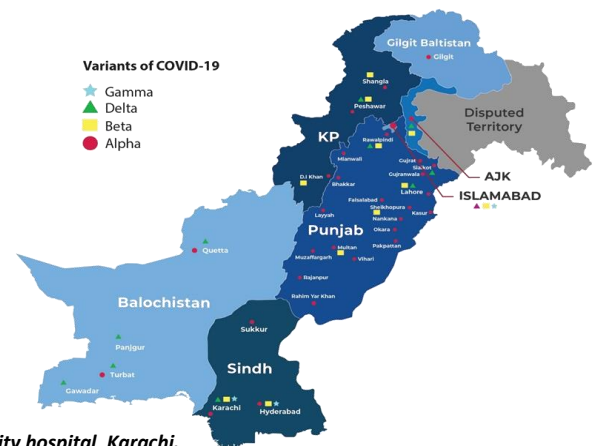
Province	SARI Cases					ILI Cases					Contact Tracing					Sentinel Sites			Bed Occupancy		
	Week-34					Week-34					Week-34					Week-34			Week-34		
	SARI Reported	Tested		Lab Positive		ILI Reported	Tested		Lab Positive		Contact Identified	Contact Lab Tested		Contact Lab Positive		Total Sentinel Sites	Sites Reported		Total Allocated Beds	Occupied Beds	
		No	%	No	%		No	%	No	%		No	%	No	%		No	%		No	%
Islamabad	249	249	100	29	11.6	452	327	72.3	27	8.3	280	182	65	25	13.7	7	7	100	919	385	41.9
Punjab	1695	1693	99.9	201	11.9	3148	2669	84.8	263	9.9	6789	6789	100	134	2.0	50	50	100	5294	1719	32.5
Sindh	961	953	99.2	234	24.6	2486	1597	64.2	229	14.3	5119	4937	96.4	822	16.6	65	65	100	3623	1623	44.8
KP	572	569	99.5	211	37.1	1951	1861	95.4	151	8.1	2237	2075	92.8	40	1.9	20	20	100	941	665	70.7
Balochistan	322	294	91.3	33	11.2	2184	1135	52.0	65	5.7	968	871	90.0	22	2.5	44	42	95.5	375	91	24.3
AJK	421	414	98.3	179	43.2	983	714	72.6	131	18.3	1554	1546	99.5	229	14.8	16	16	100.0	724	338	46.7
GB	33	27	81.8	6	22.2	156	106	67.9	5	4.7	17	17	100.0	1	5.9	6	6	100.0	51	21	41.2
<b>Total</b>	<b>4253</b>	<b>4199</b>	<b>98.7</b>	<b>893</b>	<b>21.3</b>	<b>11360</b>	<b>8409</b>	<b>74.0</b>	<b>871</b>	<b>10.4</b>	<b>16964</b>	<b>16417</b>	<b>96.8</b>	<b>1273</b>	<b>7.8</b>	<b>208</b>	<b>206</b>	<b>99.0</b>	<b>11927</b>	<b>4842</b>	<b>40.6</b>

## COVID-19 Vaccination status by province and vaccine doses



## COVID-19 sequenced genomes

Province	Wild Type	ALPHA	BETA	GAMMA	DELTA	Total
Punjab	42	363	15	01	251	<b>672</b>
Sindh	77	121	235	34	230	<b>697</b>
KP	28	48	06	-	24	<b>106</b>
Baluchistan	07	03	-	-	56	<b>66</b>
Islamabad	245	87	15	01	726	<b>1,074</b>
Gilgit	05	-	-	-	11	<b>16</b>
AJK	04	04	01	-	02	<b>11</b>
Unspecified	27	44	14	01	27	<b>113</b>
<b>Total s</b>	<b>435</b>	<b>670</b>	<b>286</b>	<b>37</b>	<b>132,7</b>	<b>2,755</b>



Data Source: GISAID: <https://www.gisaid.org>, National Institute of Health, Pakistan, Aga Khan University hospital, Karachi.

The reported data is inclusive of PCR based genotyping for SARS-CoV2 variants and Whole Genome Sequencing information. Variant of Interest data is not including in this report.

### Contact Details

#### Dr Palitha Mahipala

WHO Representative  
WHO Country Office  
Islamabad – Pakistan  
Tel: +92 51 9255183  
Email: mahipalap@who.int

#### Dr Michael Lukwiya

Incident Manager  
WHO Country Office  
Islamabad - Pakistan  
Tel: +92 51 9255184  
Email: lukwiyam@who.int