



SITUATION REPORT

COVID-19 PAKISTAN

Daily COVID-19 Pakistan Updates

(Last 24hrs)



31,965
Suspected



35,071
Tests Conducted



553
Confirmed



538
Recovered



511
Current Critical



08
Deaths

(Last 24hrs)

Daily COVID-19 Global Updates



315,628
Confirmed Cases



6,347
Deaths



10.74%
Daily Change



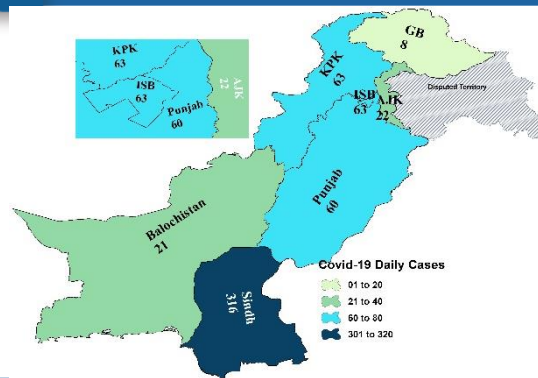
12.63%
Daily Change

Source: <https://covid19.who.int>
As of 3rd October 2020, at 02PM

Executive Summary

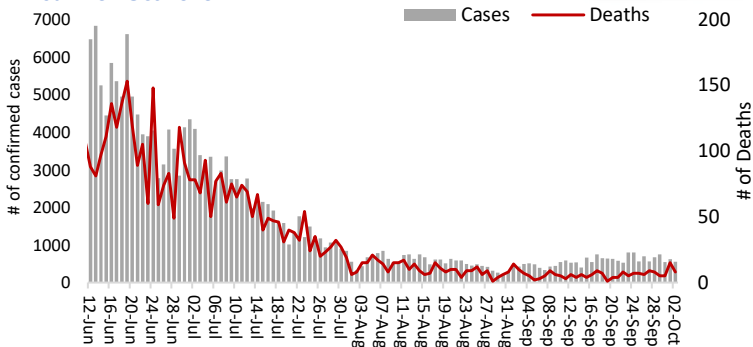
Pakistan reported **553** new cases of COVID-19 on **02 October 2020**. The total number of cases notified since the beginning of the outbreak is **313,984** with **6,507** deaths (**CFR: 2.07%**). Out of the total **8,884** currently active cases, **717** cases are hospitalized, out of which **511 (71.27%)** are in critical condition. **8,167** COVID-19 positive cases are at designated isolation facilities or in-home isolation. A total of **298,593 (95.10%)** have recovered and discharged.

Daily Incidence by Province



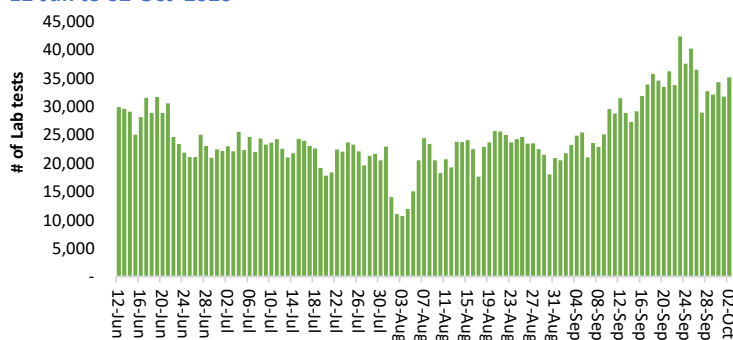
Daily Incidence/Mortality

12-Jun - 02 Oct 2020

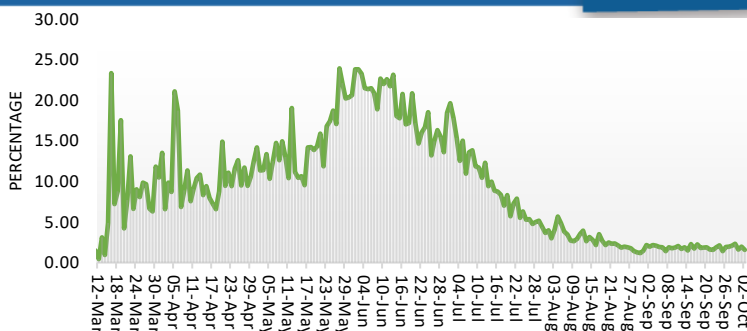


Daily Lab Test conducted

12-Jun to 02-Oct 2020

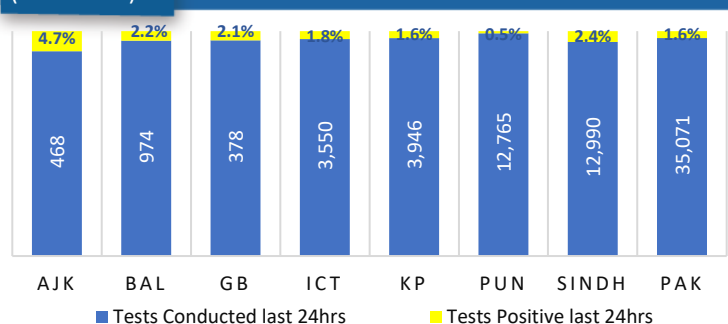


Daily COVID-19 Positivity Rate



COVID-19 Positivity rates by Province

(Last 24hrs)



Funds

Funds Requested: 21,5 Million USD
Gaps: 9.73 Million USD

WHO appreciates the contribution of donors (DFID, BMGF, DFATD Canada, JICA, UNOCHA, ECHO, South Korea, Czech Republic and Germany) to support Government of Pakistan respond to COVID-19 through WHO Pakistan.

Meetings & Coordination

WHO EPI program in collaboration with Provincial Department of Health Khyber Pakhtunkhwa conducted "Data Quality Assessment" in all 35 Districts of Khyber Pakhtunkhwa.

The objective of this Data Quality Assessment (DQA) was to ascertain strengths, weaknesses and areas of further interventions within EPI program at district, health facility and Community level.

This assessment was carried out from 16-29 September 2020. Each Team has been assigned 5 districts; they reviewed the district EPI record from three randomly selected health facilities of each district.

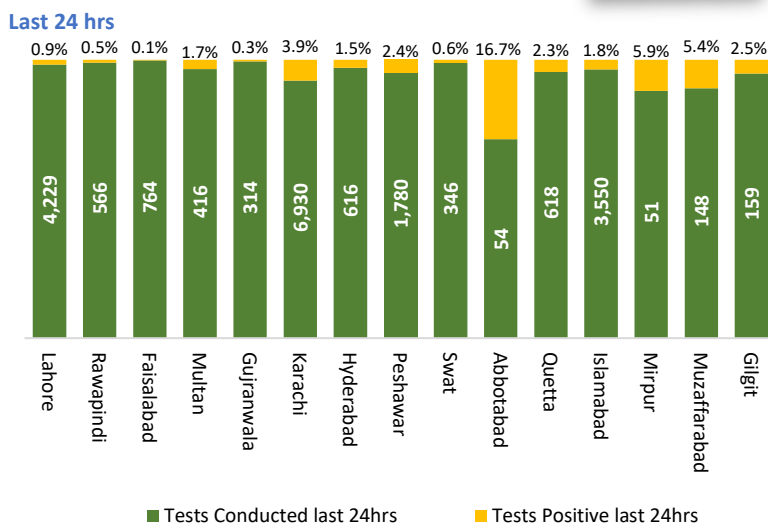


Data Quality Assessment (DQAs) teams visited randomly selected health facilities of Khyber Pakhtunkhwa province

Summary Table by Major Cities/districts

Districts	Hospitalized				Home or elsewhere Isolation
	Stable	On low flow oxygen	On High flow oxygen	On Vent.	
Lahore	08	13	34	13	176
Rawalpindi	13	24	05	06	03
Faisalabad	01	03	10	02	07
Multan	03	00	01	16	28
Gujranwala	00	01	27	00	156
Karachi	17	45	106	37	1,776
Hyderabad	03	08	04	-	104
Peshawar	00	01	14	02	132
Swat	00	00	00	00	51
Abbottabad	00	03	00	00	45
Quetta	08	09	00	00	539
Islamabad	18	30	05	13	481

Positivity rates by Major Cities /Districts



Summary Table by Province

Provinces	Lab Status		Hospitalized				Home or elsewhere Isolation	Recovered	Deaths
	Tested	Positive	Stable	On low flow Oxygen	On High flow Oxygen	On Vent.			
AJK	47,918	2,776	11	05	04	00	286	2,395	75
Balochistan	102,776	15,323	08	09	-	00	927	14,233	146
GB	33,827	3,816	37	11	05	02	262	3,411	88
Islamabad	373,661	16,713	18	30	05	13	481	15,983	183
KP	380,687	37,908	06	07	19	06	470	36,140	1,260
Punjab	1,288,617	99,665	49	66	83	46	1,482	95,701	2,238
Sindh	1,387,758	137,783	77	53	110	37	4,259	130,730	2,517
Total	3,615,244	313,984	206	181	226	104	8,167	298,593	6,507

Source: Ministry of national health Services, regulations and coordination, National emergency operation center

Contact Details

Dr Palitha Mahipala
WHO Representative
WHO Country Office
Islamabad – Pakistan
Tel: +92 51 9255183
ail: mahipalap@who.int

Dr Michael Lukwiya
Incident Manager
WHO Country Office
Islamabad - Pakistan
Tel: +92 51 9255184
Email: lukwiyam@who.int