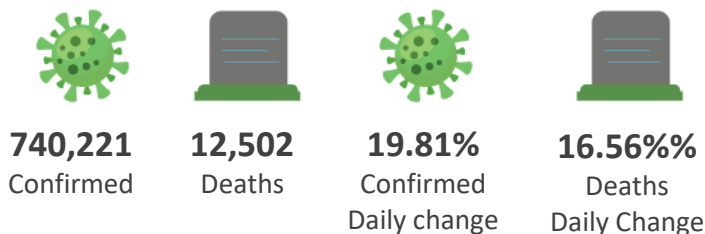
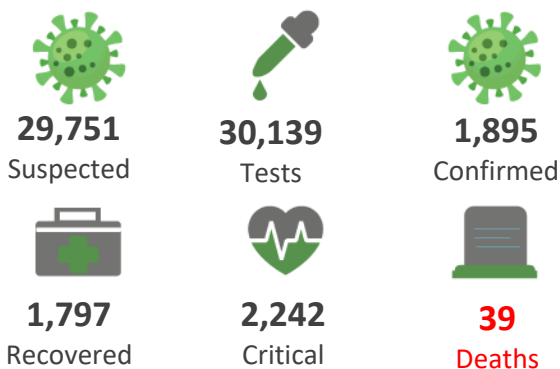




GLOBAL UPDATES (Last 24hr)

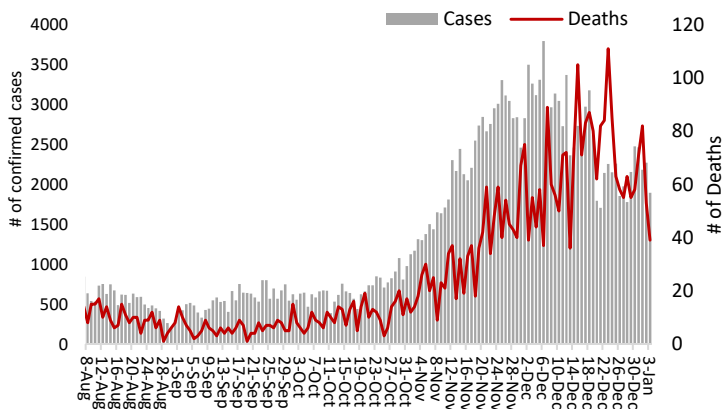


PAKISTAN UPDATES (Last 24hr)

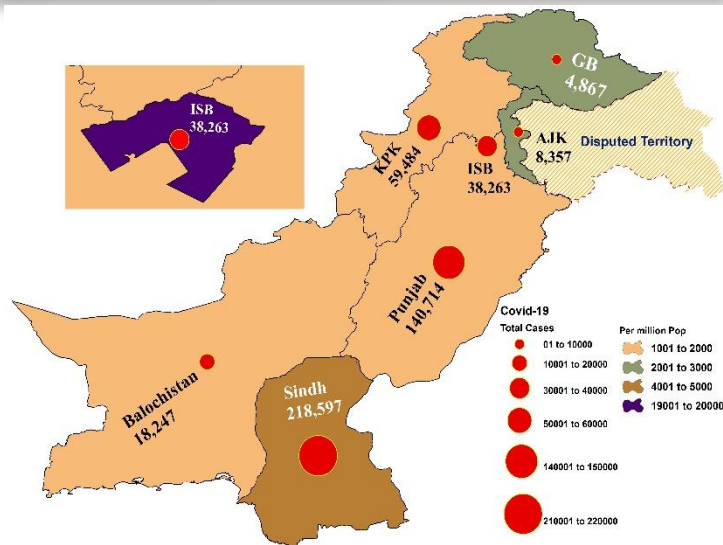


INCIDENCE & DEATHS BY DATE

08-Aug 2020 - 03-Jan 2021



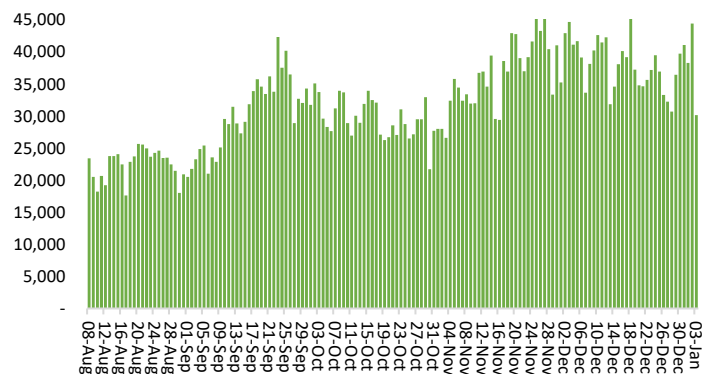
TOTAL CASES & CASES PER MILLION POP.



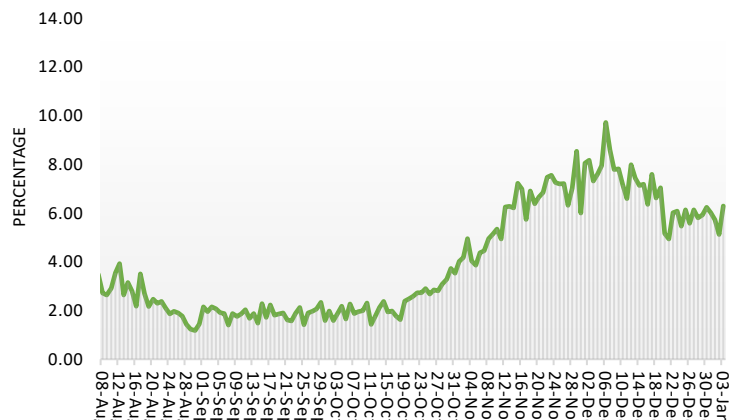
Pakistan reported **1,895** new cases of COVID-19 on **03 January 2021**. The total number of cases notified since the beginning of the outbreak is **488,529** with **10,350** deaths (**CFR: 2.12%**). Out of the total **35,722** currently active cases **2,747** cases are hospitalized.

LAB TEST (PCR + RA) CONDUCTED BY DATE

08-Aug 2020 - 03-Jan 2021



POSITIVITY RATE BY DATE



Funds

Funds Requested: 34 Million USD
Gaps: 14.98 Million USD

WHO appreciates the contribution of donors (DFID, BMGF, DFATD Canada, JICA, UNOCHA, ECHO, South Korea, Czech Republic and Germany) to support Government of Pakistan towards COVID-19 through WHO Pakistan.

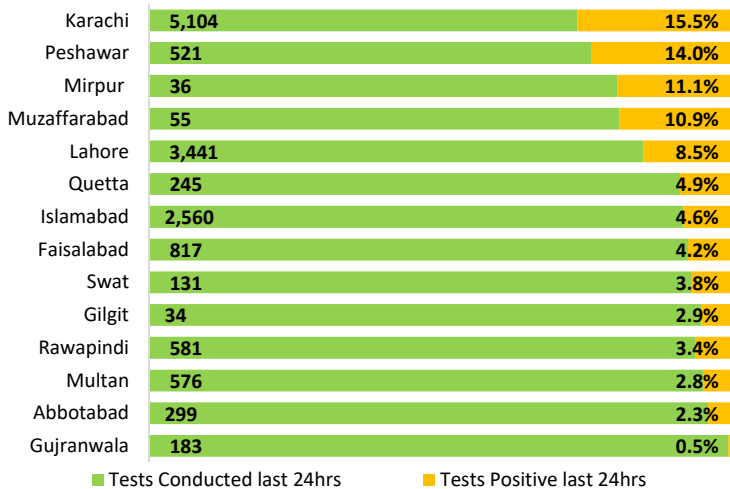
MEETINGS & COORDINATION

Today, 4th January 2021, WHO Country Representative Pakistan, Dr Palitha Mahipala along with WHE team launched the third edition of the WHO Pakistan quarterly newsletter. The newsletter contains a broad range of news and articles on WHO's COVID-19 response efforts, support to emergency management, health systems and other areas of public health in Pakistan. It is an effort to increase communication with the Government counterparts and provide insight to partner governments and donors about WHO Pakistan activities. The Newsletter describes events and news of WHO's staff incessant efforts to improve the quality, accessibility and organization of health services delivery within Pakistan and includes significant initiatives for promotion of health, inspiring stories and photographs of salient events.



POSITIVITY RATE BY MAJOR CITIES/DISTRICTS

Last 24 hrs



SUMMARY TABLE (MAJOR CITIES/DISTRICTS)

Districts	Hospitalized				Home or elsewhere Isolation
	Stable	On low flow oxygen	On High flow oxygen	On Vent	
Lahore	216	48	95	88	2,398
Rawalpindi	38	70	67	10	515
Faisalabad	06	11	43	03	251
Multan	07	62	24	30	256
Gujranwala	00	00	03	00	49
Karachi	83	143	451	74	15,833
Hyderabad	01	19	00	00	729
Peshawar	00	25	07	01	139
Swat	00	51	269	36	1,006
Abbottabad	00	00	17	00	75
Quetta	00	00	05	00	107
Islamabad	18	103	83	36	2,502
Muzaffarabad	01	04	01	00	44
Gilgit	00	04	00	00	02

SUMMARY TABLE BY PROVINCE

Provinces	Lab Status				Hospitalized				Home Isolation	Recovered	Deaths
	Tested		Positive		Stable	Oxygen		On Vent.			
	Last 24hrs	Total (PCR+RA)	Last 24hrs	Total		On low flow	On High flow				
AJK	256	99,921	32	8,357	9	10	16	0	338	7,758	226
Balochistan	485	162,112	29	18,247	0	0	5	0	245	17,812	185
GB	188	67,301	01	4,867	0	5	0	0	45	4,716	101
Islamabad	2,560	833,931	117	38,263	18	103	83	36	2,502	35,093	428
KP	5,104	785,506	229	59,484	0	147	374	41	2,728	54,519	1,675
Punjab	10,073	2,503,313	526	140,714	382	285	276	157	10,361	125,129	4,124
Sindh	11,473	2,397,783	961	218,597	96	165	465	74	16,756	197,430	3,611

Contact Details

Dr Palitha Mahipala

WHO Representative
WHO Country Office
Islamabad – Pakistan
Tel: +92 51 9255183
Email: mahipalap@who.int

Dr Michael Lukwiya

Incident Manager
WHO Country Office
Islamabad - Pakistan
Tel: +92 51 9255184
Email: lukwiyam@who.int