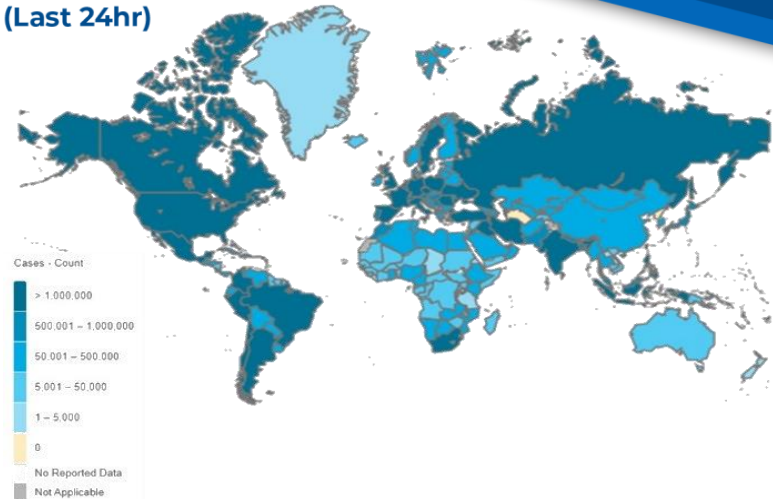


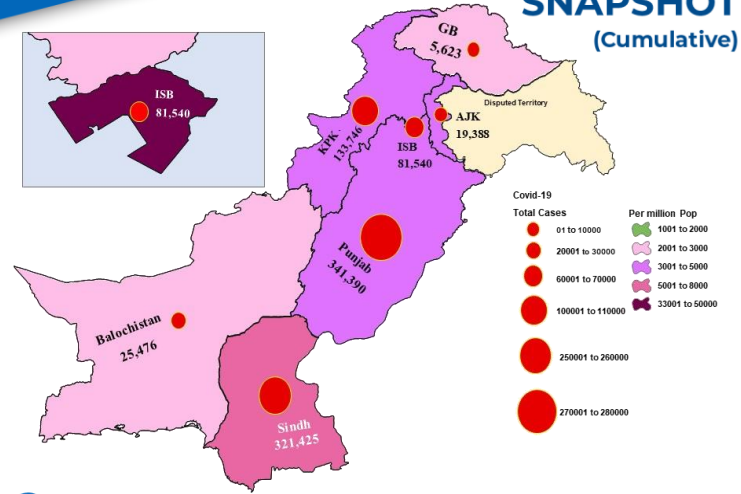
PAKISTAN COVID-19 SITUATION REPORT



GLOBAL UPDATES (Last 24hr)



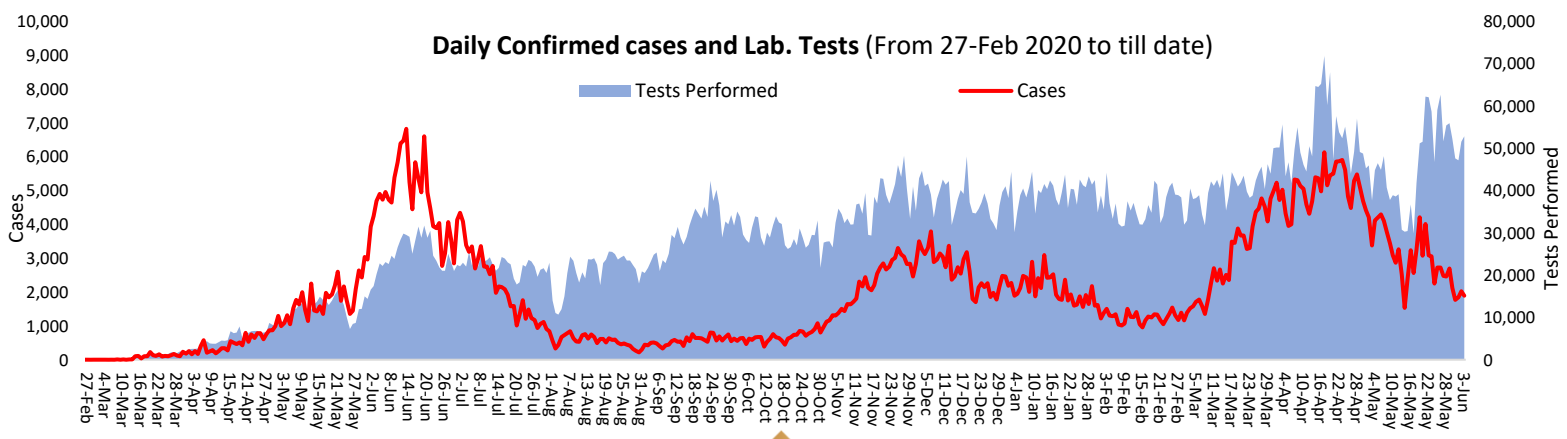
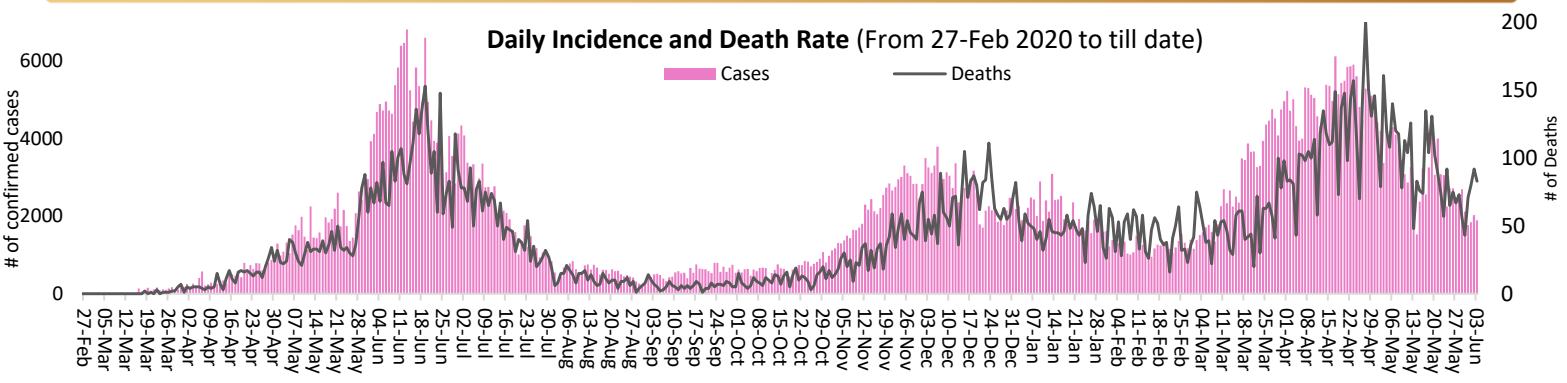
PAKISTAN COVID-19 SNAPSHOT (Cumulative)



471,828 Confirmed	15,094 Deaths	24.87% Daily Changes	67.12% Daily Changes	12,990,628 Suspected	13,420,779 Tests	928,588 Confirmed
856,005 Recovered	51,478 Active	21,105 Deaths				

PAKISTAN SNAPSHOT (LAST 24hr)

52,394 Suspected	52,859 Tests	1,893 Confirmed	3,431 Recovered	3,557 Critical	83 Deaths
----------------------------	------------------------	---------------------------	---------------------------	--------------------------	---------------------



FUNDS

Funds Requested: 34 Million USD
Gaps: 14.98 million USD

WHO appreciates the contribution of donors (FCDO, BMGF, DFATD Canada, JICA, UNOCHA, ECHO, South Korea, Czech Republic and Germany) to support Government of Pakistan towards, COVID-19 through WHO Pakistan.

Meeting and Coordination



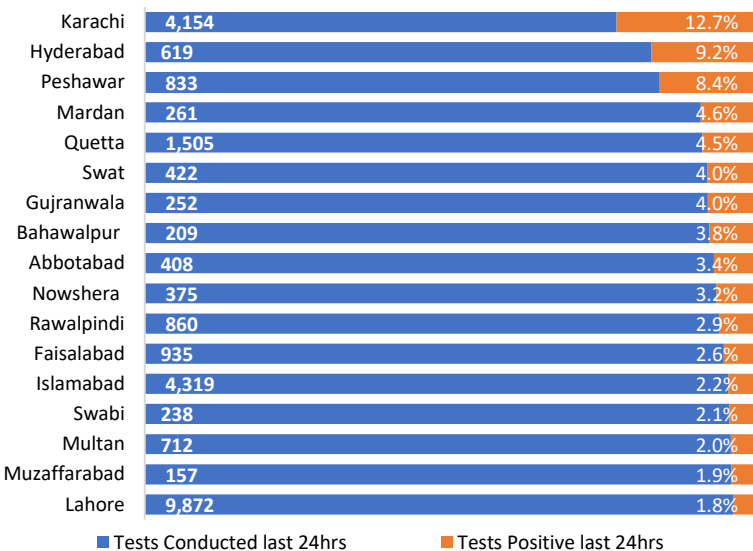
On 1st June 2021, WHO Country Representative Pakistan Dr Palitha Mahipala attended the launching ceremony of “Pak Vac”. A Pakistan made COVID-19 Vaccine. PakVac was launched by Minister for Planning & Special Initiatives, H.E Asad Umar, other attendees included Special Assistant to the Prime Minister for Health, Dr Faisal Sultan; Secretary Ministry of National Health Services Regulation & Coordination, Amir Ashraf Khwaja; Chinese delegation and senior ranking government officials

The vaccine is produced at National Institute of Health, Islamabad. A total of 240,000 doses of PakVac have been formulated, this is the first indigenous production of CanSino vaccine from CanSino Biologicals, China.

WHO Pakistan has committed to supporting national vaccine production through technical and financial assistance for technology transfer, knowledge development, WHO prequalification for local manufacturing, strengthening regulatory procedures and Pharmacovigilance for the vaccine safety and efficacy

Positivity Rate by Major Cities/Districts

Last 24 hrs



Summary Table (Major Cities /Districts)

Districts	Hospitalized				Home or elsewhere Isolation
	Stable	On low flow oxygen	On High flow oxygen	On Vent	
Mirpur	01	00	07	00	44
Muzaffarabad	01	06	08	00	124
Quetta	00	00	26	00	640
Gilgit	00	04	04	00	50
Islamabad	00	109	94	22	3,490
Abbottabad	00	74	01	00	276
Peshawar	00	56	238	36	164
Swat	00	17	54	01	114
Bahawalpur	00	08	61	18	353
Faisalabad	04	20	143	15	2,512
Gujranwala	00	11	34	07	06
Lahore	45	68	231	130	2,432
Multan	01	104	11	77	1,024
Rawalpindi	05	54	80	11	644
Hyderabad	00	23	07	00	3,688
Karachi	53	147	502	74	18,311

Summary Table by Province

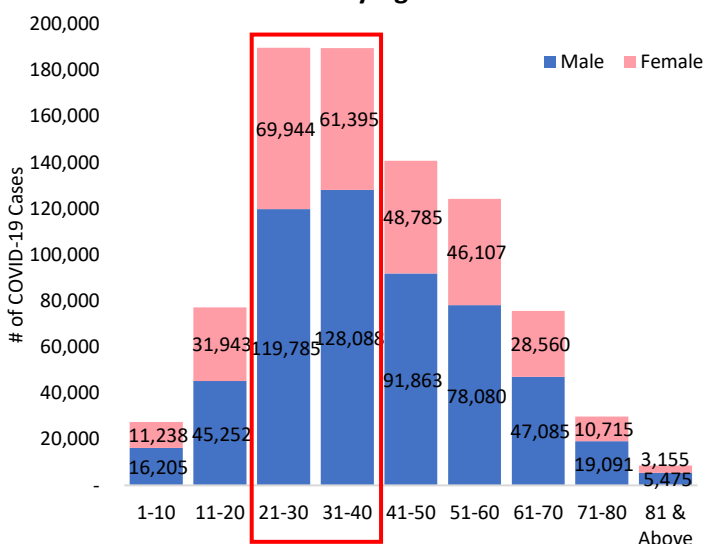
Provinces	Lab Status				Hospitalized				Home Isolation	Total Recovered	Total Deaths
	Tested		Positive		Stable	Oxygen		On Vent			
	Last 24hrs	Total (PCR+RA)	Last 24hrs	Total		On low flow	On High flow				
AJK	627	199,836	44	19,388	06	10	23	00	777	18,022	550
Balochistan	1,655	275,195	106	25,476	00	00	26	00	1,034	24,129	287
GB	354	122,437	15	5,623	00	07	04	00	106	5,399	107
Islamabad	4,319	1,597,916	94	81,540	00	109	94	22	3,490	77,062	763
KP	8,255	1,830,203	296	133,746	00	315	446	39	3,763	125,058	4,125
Punjab	21,908	5,232,385	401	341,390	199	555	725	292	15,101	314,334	10,184
Sindh	15,741	4,162,807	937	321,425	84	201	612	77	23,361	292,001	5,089

SARI/ILI Surveillance Summary, Week-21, 2021 (245 Sentinel Sites)

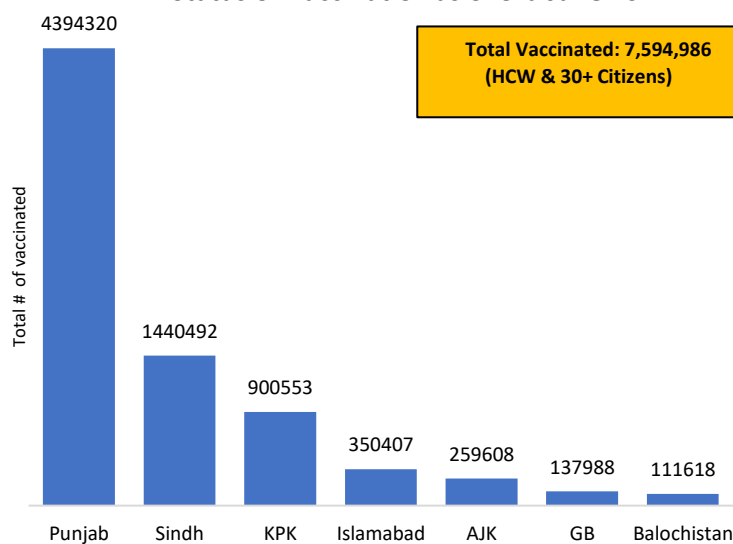
Province	SARI Cases					ILI Cases					Contact Tracing					Sentinel Sites			Bed Occupancy		
	Week-21					Week-21					Week-21					Week-21			Week-21		
	SARI Reported	Tested		Lab Positive		ILI Reported	Tested		Lab Positive		Contact Identified	Contact Lab Tested		Contact Lab Positive		Total Sentinel Sites	Sites Reported		Total Allocated Beds	Occupied Beds	
		No	%	No	%		No	%	No	%		No	%	No	%		No	%		No	%
Islamabad	124	120	96.8	24	20.0	250	194	77.6	13	6.7	400	365	91.2	110	30.1	7	7	100.0	977	260	26.6
Punjab	1468	1452	98.9	168	11.6	2769	2106	76.1	166	7.9	2816	2813	99.9	76	2.7	50	50	100.0	5343	1126	21.1
Sindh	455	448	98.5	82	18.3	1171	576	49.2	56	9.7	2209	1003	45.4	114	11.3	65	65	100.0	7520	3367	44.8
KP	459	459	100.0	167	36.4	4936	4711	95.4	570	12.1	5848	5571	95.3	234	4.2	30	30	100.0	1821	712	30.1
Balochistan	476	444	93.3	79	17.8	3401	2014	59.2	242	12.1	1231	1166	94.7	31	2.7	84	79	94.1	389	38	9.8
AJK	460	460	100.0	140	30.4	277	277	100.0	38	13.7	1856	1856	100.0	130	7.0	9	9	100.0	588	304	51.7
Total	3442	3383	98.3	660	19.5	12804	9878	77.1	1085	11.0	12812	12774	99.7	695	5.4	245	240	97.9	16731	5807	34.7

COVID-19 Cases by Age & Gender and Vaccination Status

Confirmed by Age and Gender

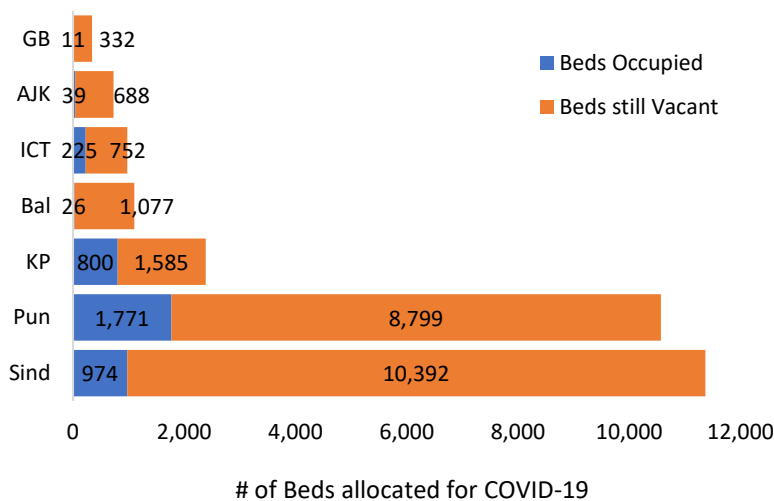


Status of Vaccination as of 3rd June 2021

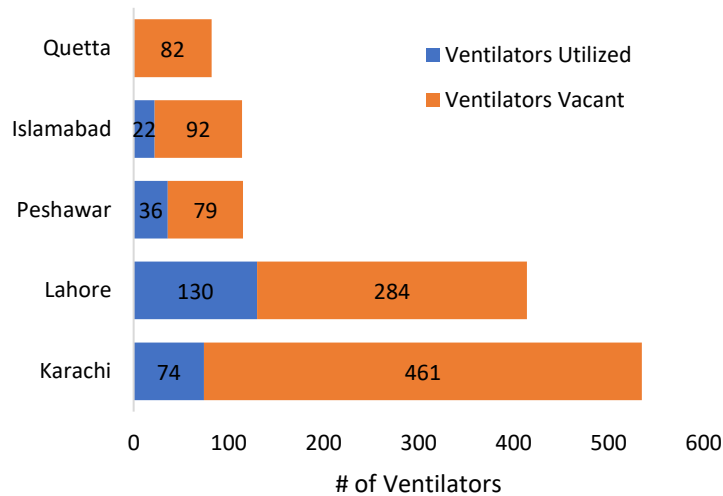


Health System Capacity

Dedicated COVID Bed Occupancy by Province



COVID Ventilator Utilization, Provincial Capitals



Contact Details

Dr Palitha Mahipala
 WHO Representative
 WHO Country Office
 Islamabad – Pakistan
 Tel: +92 51 9255183
 Email: mahipalap@who.int

Dr Michael Lukwiya
 Incident Manager
 WHO Country Office
 Islamabad - Pakistan
 Tel: +92 51 9255184
 Email: lukwiyam@who.int