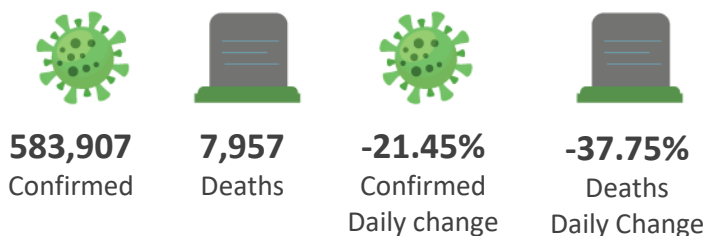
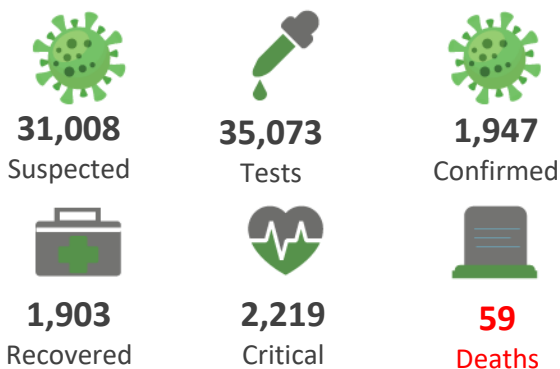




GLOBAL UPDATES (Last 24hr)

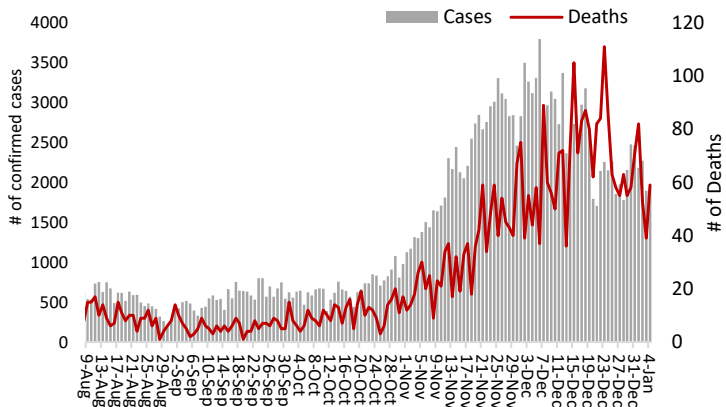


PAKISTAN UPDATES (Last 24hr)

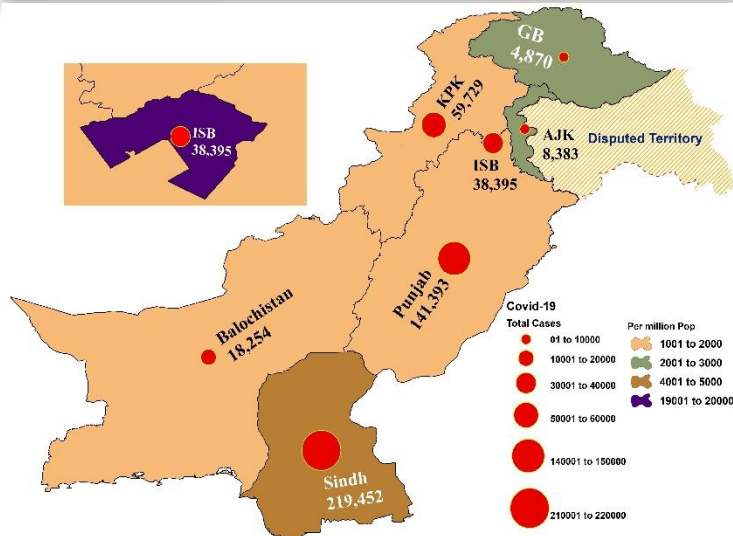


INCIDENCE & DEATHS BY DATE

09-Aug 2020 - 04-Jan 2021



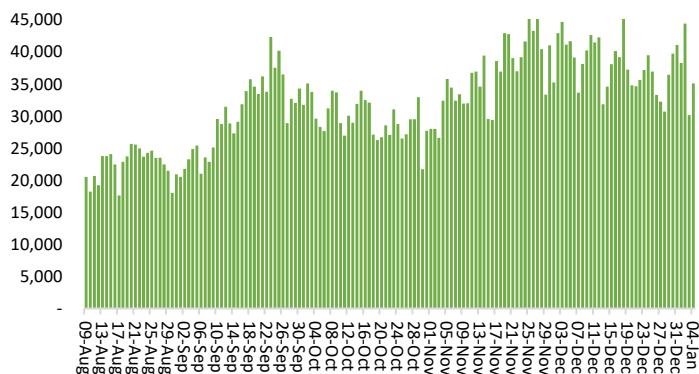
TOTAL CASES & CASES PER MILLION POP.



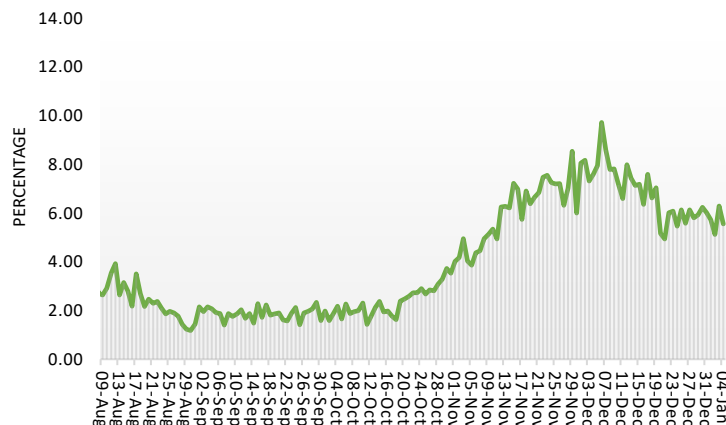
Pakistan reported **1,947** new cases of COVID-19 on **04 January 2021**. The total number of cases notified since the beginning of the outbreak is **490,476** with **10,409** deaths (**CFR: 2.12%**). Out of the total **35,707** currently active cases **2,729** cases are hospitalized.

LAB TEST (PCR + RA) CONDUCTED BY DATE

09-Aug 2020 - 04-Jan 2021



POSITIVITY RATE BY DATE



Funds

Funds Requested: 34 Million USD
Gaps: 14.98 Million USD

WHO appreciates the contribution of donors (DFID, BMGF, DFATD Canada, JICA, UNOCHA, ECHO, South Korea, Czech Republic and Germany) to support Government of Pakistan towards COVID-19 through WHO Pakistan.



MEETINGS & COORDINATION

Today, 5th January 2021, WHO Pakistan donated assortment of biomedical equipment to the Services Hospital Lahore and handed over to the hospital administration. This donation was provided to address the important gaps identified during the Integrated Quality of Hospital Care Assessment for Improvement of Maternal and Neonatal Health service delivery in 20 hospitals across Pakistan.

The donation will strengthen the quality of service delivery in the Gynaecology department at Services Hospital Lahore including the labour room, Operation Theatre and Emergency Neonatal Nursery.

The biomedical equipment donation included Operation theater tables and Lights, Neonatal Vital Sign Monitors, Infusion Pumps, Neonatal CPAP, CTG Machines, Baby Resuscitation Trolleys with warmer and Suction machines

POSITIVITY RATE BY MAJOR CITIES/DISTRICTS

Last 24 hrs

City/District	Tests Conducted last 24hrs	Tests Positive last 24hrs
Karachi	3,946	16.8%
Peshawar	729	12.3%
Abbotabad	282	5.7%
Rawalpindi	1,676	5.7%
Lahore	7,101	5.2%
Mirpur	73	4.1%
Multan	982	3.7%
Quetta	28	3.6%
Islamabad	3,713	3.6%
Swat	162	3.1%
Faisalabad	1,587	2.7%
Gilgit	106	1.9%
Gujranwala	418	1.2%
Muzaffarabad	65	0.0%

■ Tests Conducted last 24hrs

■ Tests Positive last 24hrs

SUMMARY TABLE (MAJOR CITIES/DISTRICTS)

Districts	Hospitalized				Home or elsewhere Isolation
	Stable	On low flow oxygen	On High flow oxygen	On Vent	
Lahore	228	48	103	93	2,432
Rawalpindi	38	71	61	10	526
Faisalabad	06	11	40	03	247
Multan	09	53	28	31	89
Gujranwala	00	00	03	00	51
Karachi	83	144	436	72	16,088
Hyderabad	01	25	03	00	701
Peshawar	00	27	292	34	958
Swat	00	00	15	00	82
Abbottabad	00	14	07	00	165
Quetta	00	00	05	00	94
Islamabad	11	107	76	39	2,481
Muzaffarabad	01	04	01	00	31
Gilgit	00	04	00	00	04

SUMMARY TABLE BY PROVINCE

Provinces	Lab Status				Hospitalized				Home Isolation	Recovered	Deaths
	Tested		Positive		Stable	Oxygen		On Vent.			
	Last 24hrs	Total (PCR+RA)	Last 24hrs	Total		On low flow	On High flow				
AJK	316	100,237	26	8,383	07	07	14	00	328	7,798	229
Balochistan	122	162,234	07	18,254	00	00	05	00	235	17,829	185
GB	357	67,658	03	4,870	00	05	00	00	47	4,717	101
Islamabad	3,713	837,644	132	38,395	11	107	76	39	2,481	35,253	428
KP	4,197	789,703	245	59,729	00	116	396	39	2,827	54,668	1,683
Punjab	16,203	2,519,516	679	141,393	397	276	280	164	9,891	126,225	4,160
Sindh	10,165	2,407,948	855	219,452	95	172	451	72	17,169	197,870	3,623

Contact Details

Dr Palitha Mahipala

WHO Representative
WHO Country Office
Islamabad – Pakistan
Tel: +92 51 9255183
Email: mahipalap@who.int

Dr Michael Lukwiya

Incident Manager
WHO Country Office
Islamabad - Pakistan
Tel: +92 51 9255184
Email: lukwiyam@who.int