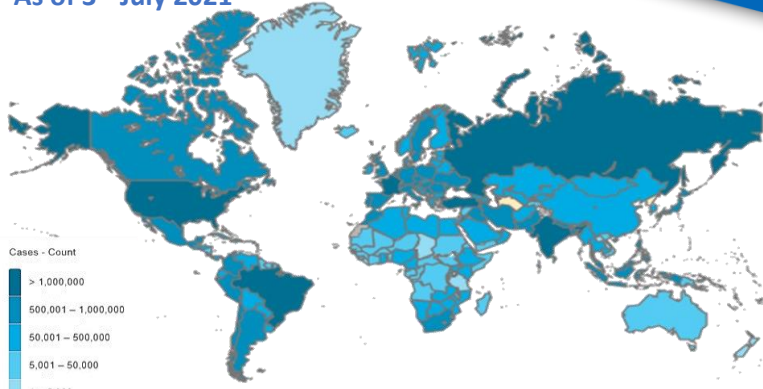


# PAKISTAN COVID-19 SITUATION REPORT

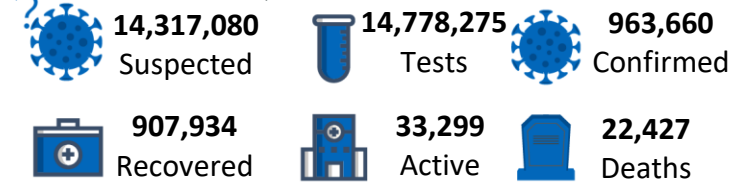

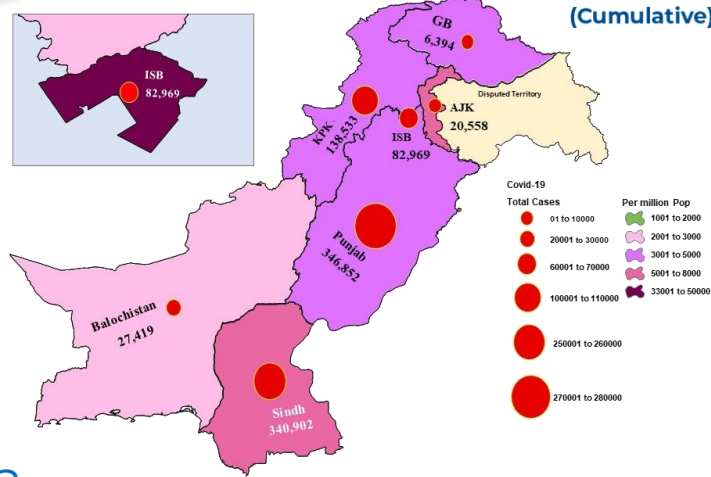


## GLOBAL UPDATES

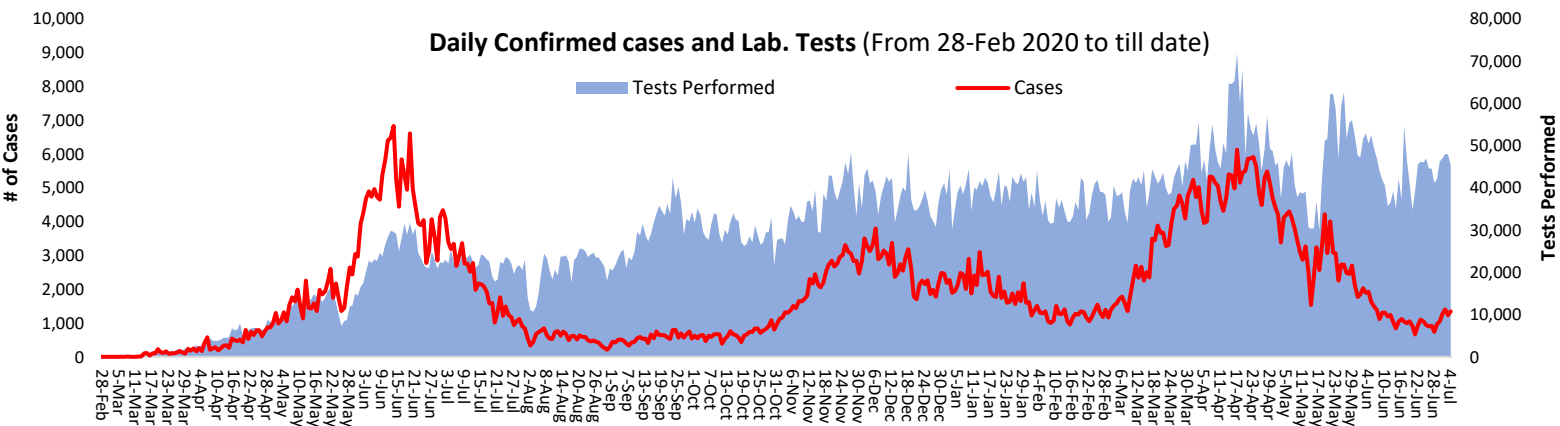
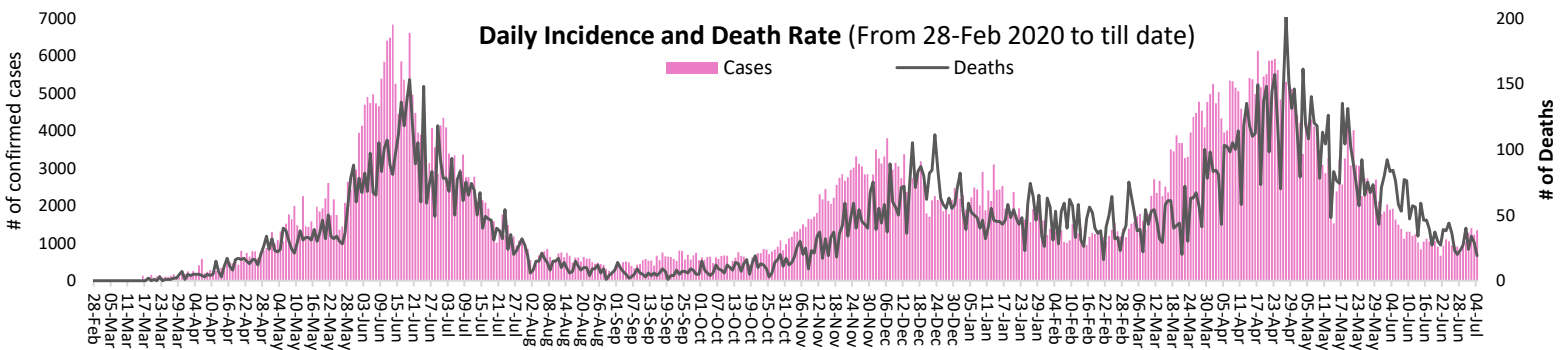
As of 3<sup>rd</sup> July 2021



## PAKISTAN COVID-19 SNAPSHOT (Cumulative)



## PAKISTAN SNAPSHOT (LAST 24hr)



**FUNDS**  
Funds Requested: 34 million USD  
Gaps: 14.98 million USD

WHO appreciates the contribution of donors (FCDO, BMGF, DFATD Canada, JICA, UNOCHA, ECHO, South Korea, Czech Republic, and Germany) to support Government of Pakistan towards, COVID-19 through WHO Pakistan.

## Meeting and Coordination

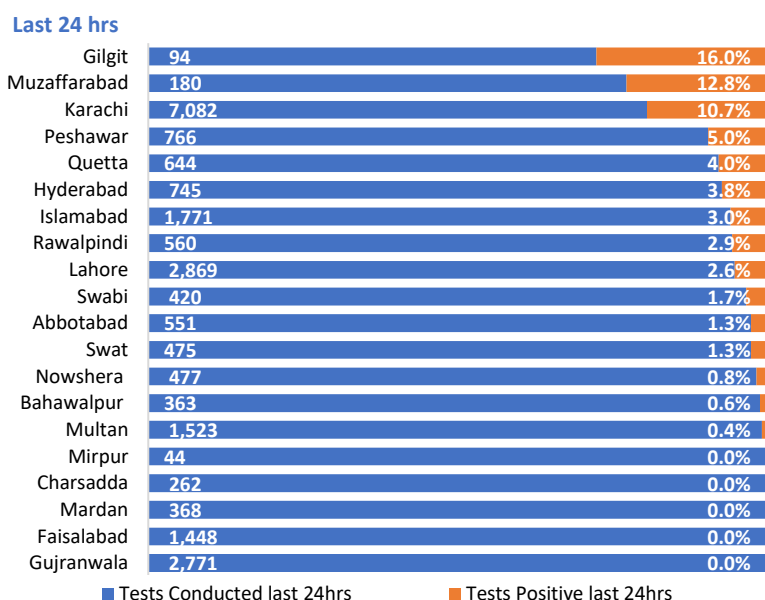


The Provincial Department of Health, AJK in collaboration with the World Health Organization Pakistan conducted a baseline survey of patient safety at the District Headquarter Hospital Kotli-AJK from 29th to 30th June 2021. The purpose of the survey was to check on the compliance with the identified 25 key areas of patient safety standards by the different hospital departments, with a view of improving the quality of health services in the hospital.

The Survey was conducted by WHO patient safety focal person Ms. Afifa Baloch, National Patient Safety Expert, Dr Rubina Aman, and patient safety advisory Dr Hussain Jafri. Recommendations were presented to the District Health Officer, Kotli, Dr Syed Shafqat and Medical Superintendent DHQ Kotli Dr Nasrullah.

The District Health officer appreciated WHO for this effort, that will go a long way in improving patient safety in the quest for quality health services.

### Positivity Rate by Major Cities/Districts



### Summary Table (Major Cities /Districts)

Districts	Hospitalized				Home or elsewhere Isolation
	Stable	On low flow oxygen	On High flow oxygen	On Vent	
Mirpur	00	00	01	00	07
Muzaffarabad	05	06	09	00	210
Quetta	00	14	14	00	368
Gilgit	00	19	11	00	312
Islamabad	01	30	57	15	1,014
Abbotabad	00	22	05	00	184
Peshawar	00	19	112	13	252
Swat	00	03	13	00	21
Bahawalpur	00	01	08	08	23
Faisalabad	18	25	61	02	2,512
Gujranwala	00	00	02	04	02
Lahore	40	54	117	66	2,432
Multan	01	42	07	22	1,024
Rawalpindi	05	48	56	07	138
Hyderabad	02	11	00	00	1,733
Karachi	58	130	377	39	17,432

### Summary Table by Province

Provinces	Lab Status				Stable	Hospitalized			Home Isolation	Total Recovered	Total Deaths
	Tested		Positive			Oxygen		On Vent.			
	Last 24hrs	Total (PCR+RA)	Last 24hrs	Total		On low flow	On High flow				
<b>AJK</b>	521	216,264	53	20,558	10	11	17	00	508	19,424	588
<b>Balochistan</b>	672	304,557	32	27,419	00	14	14	00	666	26,413	312
<b>GB</b>	293	134,331	33	6,427	00	26	13	00	442	5,835	111
<b>Islamabad</b>	1,771	1,696,696	53	82,969	01	30	57	15	1,014	81,072	780
<b>KP</b>	10,225	2,120,992	112	138,533	00	137	195	15	1,228	132,618	4,340
<b>Punjab</b>	15,247	5,723,689	124	346,852	131	307	328	129	7,205	327,976	10,776
<b>Sindh</b>	16,516	4,581,746	940	340,902	122	151	396	39	20,078	314,596	5,520

### Contact Details

**Dr Palitha Mahipala**  
WHO Representative  
WHO Country Office  
Islamabad – Pakistan  
Tel: +92 51 9255183  
Email: mahipalap@who.int

**Dr Michael Lukwiya**  
Incident Manager  
WHO Country Office  
Islamabad - Pakistan  
Tel: +92 51 9255184  
Email: lukwiyam@who.int