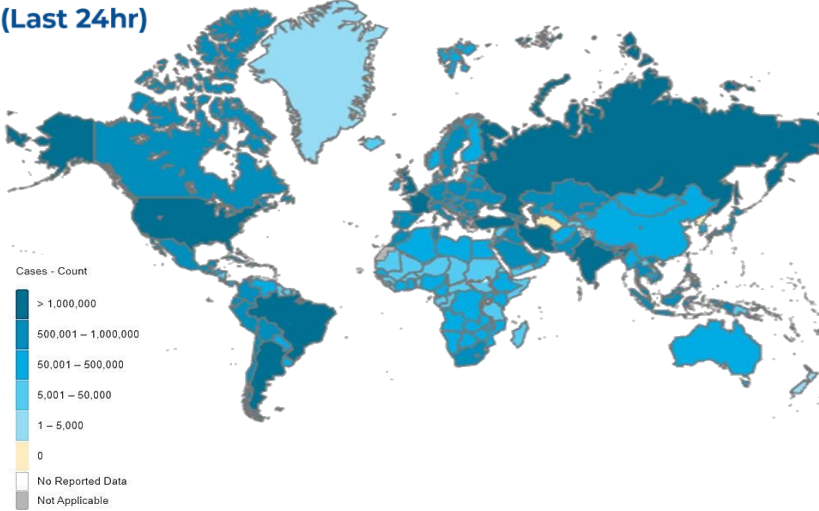
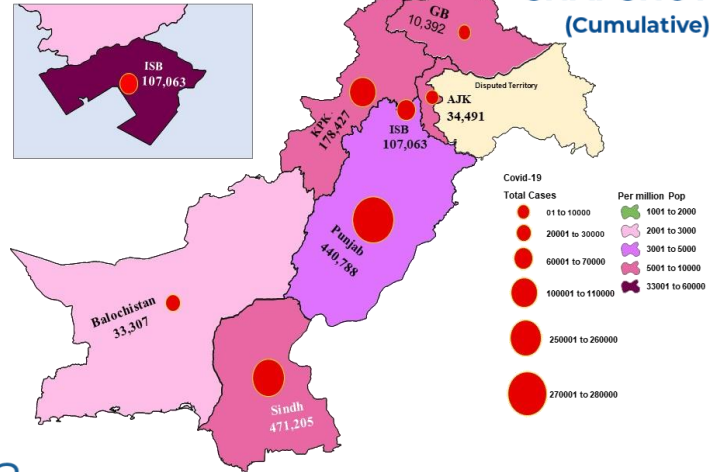




**GLOBAL UPDATES (Last 24hr)**



**PAKISTAN COVID-19 SNAPSHOT (Cumulative)**



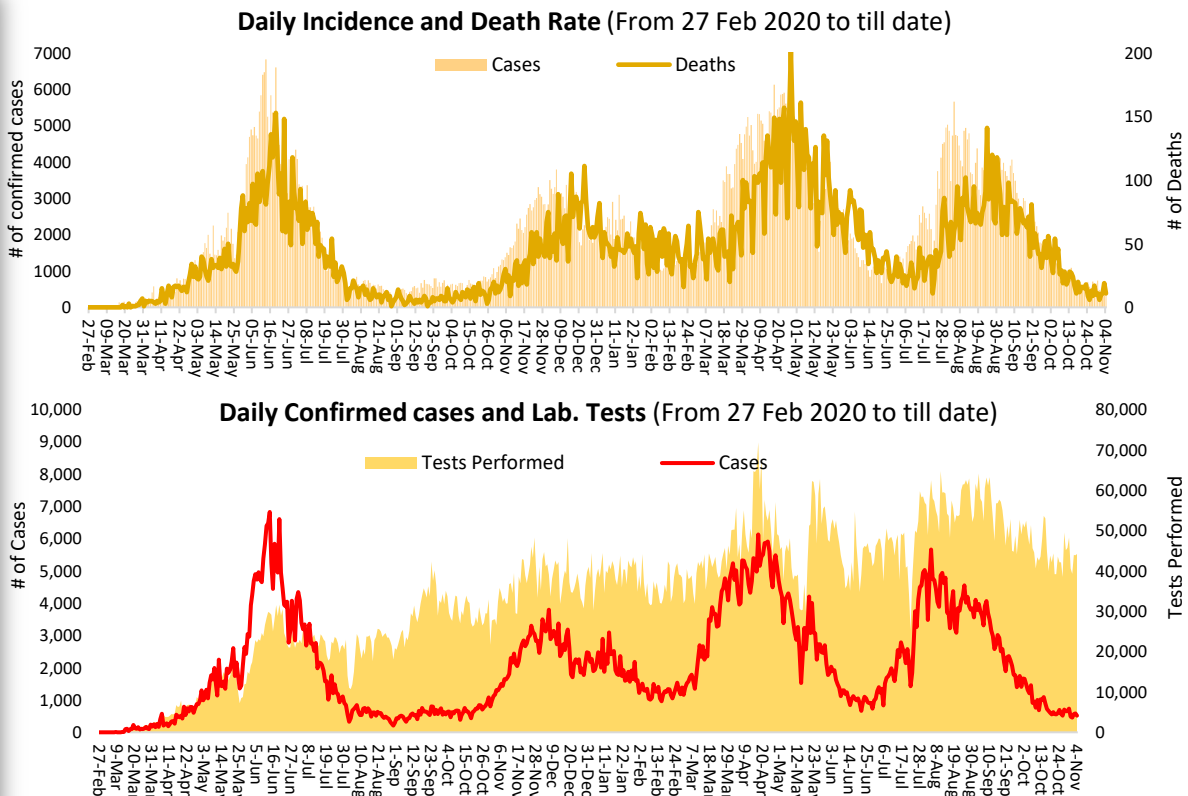
<b>479,578</b> Confirmed	<b>7,706</b> Deaths	<b>-3.35%</b> Daily Changes	<b>4.98%</b> Daily Changes	<b>7,027,377,238</b> Vaccine doses <small>As on 4<sup>th</sup> November 2021</small>	<b>20,367,647</b> Suspected	<b>21,011,048</b> Tests	<b>1,275,673</b> Confirmed
<b>1,224,425</b> Recovered	<b>22,741</b> Active	<b>28,507</b> Deaths					

**PAKISTAN SNAPSHOT (LAST 24hr)**

<b>42,357</b> Suspected	<b>44,148</b> Tests	<b>515</b> Confirmed	<b>340</b> Recovered	<b>1,229</b> Critical	<b>11</b> Deaths
----------------------------	------------------------	-------------------------	-------------------------	--------------------------	---------------------

**PAKISTAN VACCINE STATS**

	First Dose 71,424,462
	Last 24 hrs: 710,366
	Fully Vaccinated 42,999,704
	Last 24 hrs: 665,361
	Total Doses Administrated 107,078,409
	Last 24 hrs: 1,309,751



**FUNDS**

Funds Requested for 2021: 14 Million USD  
Gaps: 13.16 million USD

WHO appreciates the contribution of donors:  
(UNOCHA & USAID)



On 5th November 2021, WHO Country Representative Pakistan Dr Palitha Mahipala attended the dissemination ceremony of National Digital Health Framework at Serena Hotel Islamabad. Special Assistant to The Prime Minister on Health, Dr Faisal Sultan was the chief guest. The Director General Health, Dr Rana Muhammad Safdar, DGHS from the Provinces and representatives from UNDP, USAID and UNICEF attended the ceremony.

During his speech, Dr. Palitha congratulated department of health on finalization of the national digital health framework as a gateway for the digitalization of health sector. He also pledged WHO's continuous support towards the implementation.

Dr Faisal Sultan thanked WHO and other development partners for their support and commitment towards the finalization of the framework.

Positivity Rate by Major Cities/Districts

Districts	Daily Trend	Test Conducted (Last 24hrs)	Positive Cases (Last 24hrs)	Positivity Rate (%)
Abbottabad		300	0	0.0%
Swat		716	3	0.4%
Peshawar		2051	54	2.6%
Faisalabad		945	4	0.4%
Gujranawala		509	0	0.0%
Gujrat		51	1	2.0%
Lahore		4041	54	1.3%
Multan		820	10	1.2%
Rawalpindi		1912	11	0.6%
Islamabad		2942	41	1.4%
Karachi		4313	52	1.2%
Hyderabad		864	14	1.6%
Mirpur		27	0	0.0%
Muzaffarabad		32	0	0.0%

Summary Table (Major Cities /Districts)

Districts	Hospitalized				Home or elsewhere Isolation
	Stable	On low flow oxygen	On High flow oxygen	On Vent	
Mirpur	02	00	00	00	13
Muzaffarabad	00	00	03	00	05
Quetta	00	00	02	00	78
Gilgit	00	05	00	00	00
Islamabad	00	23	39	10	233
Abbottabad	00	05	04	00	38
Peshawar	00	18	68	20	292
Swat	00	00	17	00	03
Bahawalpur	00	06	06	04	33
Faisalabad	00	12	55	05	2,512
Gujranwala	00	03	02	02	00
Lahore	07	26	134	44	2,432
Multan	00	52	04	21	1,029
Rawalpindi	45	04	25	03	160
Hyderabad	00	03	04	01	1,730
Karachi	02	82	79	12	7,567

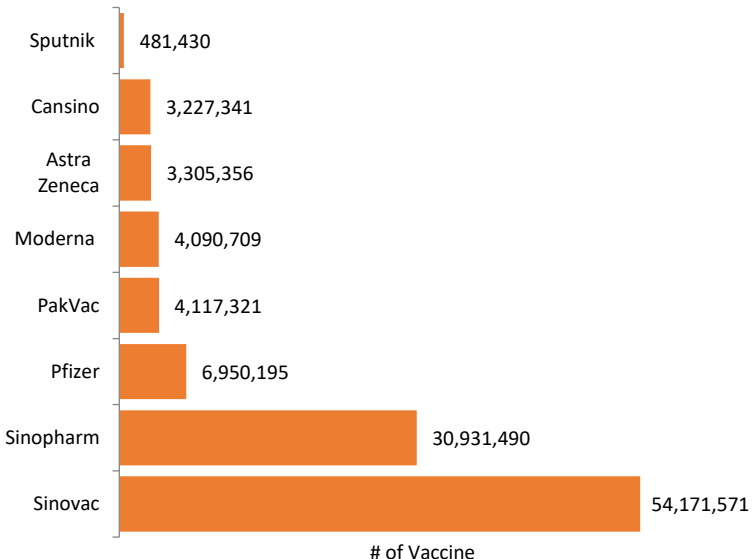
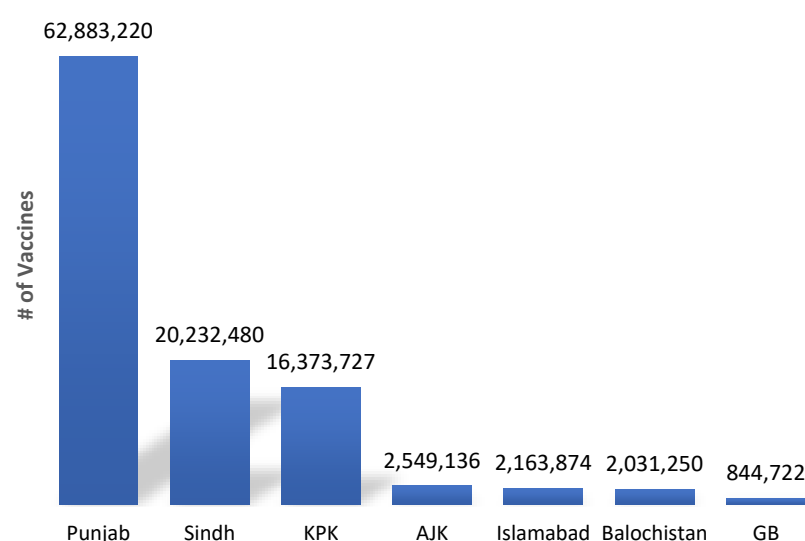
Summary Table by Province

Provinces	Lab Status				Hospitalized				Home Isolation	Total Recovered	Total Deaths
	Tested		Positive		Stable	Oxygen		On Vent.			
	Last 24hrs	Total (PCR+RA)	Last 24hrs	Total		On low flow	On High flow				
AJK	187	316,500	02	34,491	02	01	05	00	44	33,698	741
Balochistan	797	460,306	27	33,307	00	00	02	00	119	32,830	356
GB	408	204,875	00	10,392	00	05	00	00	25	10,176	186
Islamabad	2,942	2,163,946	41	107,063	00	23	39	10	233	105,815	943
KP	9,751	3,335,125	108	178,427	00	67	200	20	1,160	171,219	5,761
Punjab	15,777	7,997,914	110	440,788	18	198	360	101	7,191	419,980	12,940
Sindh	14,286	6,532,382	227	471,205	26	89	96	13	12,694	450,707	7,580

# SARI/ILI surveillance summary, Week-43, 2021 (229 Sentinel Sites)

Province	SARI Cases					ILI Cases					Contact Tracing					Sentinel Sites			Bed Occupancy		
	Week-43					Week-43					Week-43					Week-43			Week-43		
	SARI Reported	Tested		Lab Positive		ILI Reported	Tested		Lab Positive		Contact Identified	Contact Lab Tested		Contact Lab Positive		Total Sentinel Sites	Sites Reported		Total Allocated Beds	Occupied Beds	
		No	%	No	%		No	%	No	%		No	%	No	%		No	%		No	%
Islamabad	60	60	100.0	2	3.3	272	122	44.9	2	1.6	12	6	50.0	2	33.3	7	7	100.0	542	80	14.7
Punjab	1259	1259	100.0	45	3.6	2953	2506	84.9	54	2.2	4184	4178	99.9	52	1.2	50	50	100.0	4830	436	9.0
Sindh	607	604	99.5	88	14.6	1887	1215	64.4	115	9.5	2976	2740	92.1	287	10.5	65	65	100.0	3623	967	26.7
KP	373	372	99.7	79	21.2	3592	3553	98.9	137	3.9	2767	2744	99.2	84	3.1	30	30	100.0	1725	317	18.4
Balochistan	137	109	79.6	11	10.1	918	361	39.3	14	3.9	427	339	79.4	9	2.7	44	42	95.4	302	56	18.5
AJK	107	87	81.3	6	6.9	768	530	69.0	3	0.6	125	125	100.0	3	2.4	20	20	100.0	724	90	12.4
GB	9	9	100.0	1	11.1	172	112	65.1	0	0.0	6	6	100.0	0	0.0	13	13	100.0	51	1	2.0
<b>Total</b>	<b>2552</b>	<b>2500</b>	<b>98.0</b>	<b>232</b>	<b>9.3</b>	<b>10562</b>	<b>8399</b>	<b>79.5</b>	<b>325</b>	<b>3.9</b>	<b>10497</b>	<b>10138</b>	<b>96.6</b>	<b>437</b>	<b>4.3</b>	<b>229</b>	<b>227</b>	<b>99.1</b>	<b>11797</b>	<b>2329</b>	<b>19.7</b>

## COVID-19 Vaccination status by province and vaccine doses



## COVID-19 sequenced genomes

Province	Wild Type	ALPHA	BETA	GAMMA	DELTA	Total
Punjab	46	371	16	01	345	779
Sindh	77	121	235	34	266	733
KP	28	48	06	-	24	106
Baluchistan	07	3	-	-	56	66
Islamabad	246	135	19	01	841	1242
Gilgit	05	-	-	-	11	16
AJK	04	04	01	-	02	11
Unspecified	27	44	15	01	31	118
<b>Totals</b>	<b>440</b>	<b>726</b>	<b>292</b>	<b>37</b>	<b>1576</b>	<b>3,071</b>



Data Source: GISAID : <https://www.gisaid.org>, National Institute of Health, Pakistan, Aga Khan University hospital, Karachi.

The reported data is inclusive of PCR based genotyping for SARS-CoV2 variants and Whole Genome Sequencing information. Variant of Interest data is not including in this report.

### Contact Details

#### Dr Palitha Mahipala

WHO Representative  
WHO Country Office  
Islamabad – Pakistan  
Tel: +92 51 9255183  
Email: mahipalap@who.int

#### Dr Michael Lukwiya

Incident Manager  
WHO Country Office  
Islamabad - Pakistan  
Tel: +92 51 9255184  
Email: lukwiyam@who.int