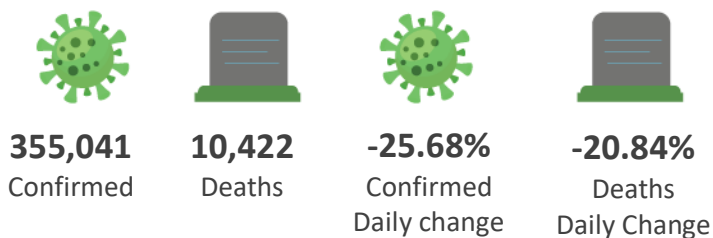
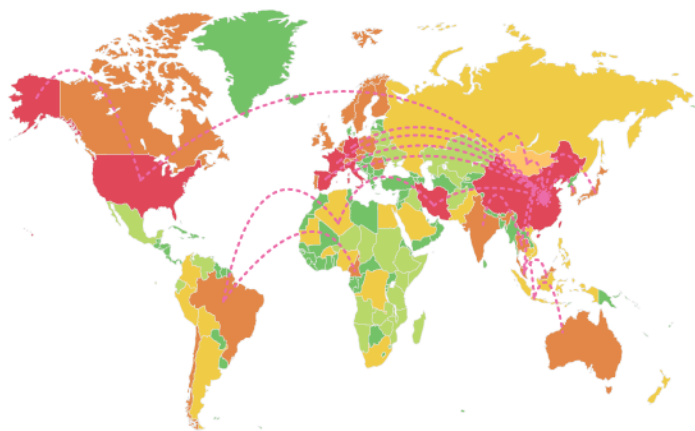


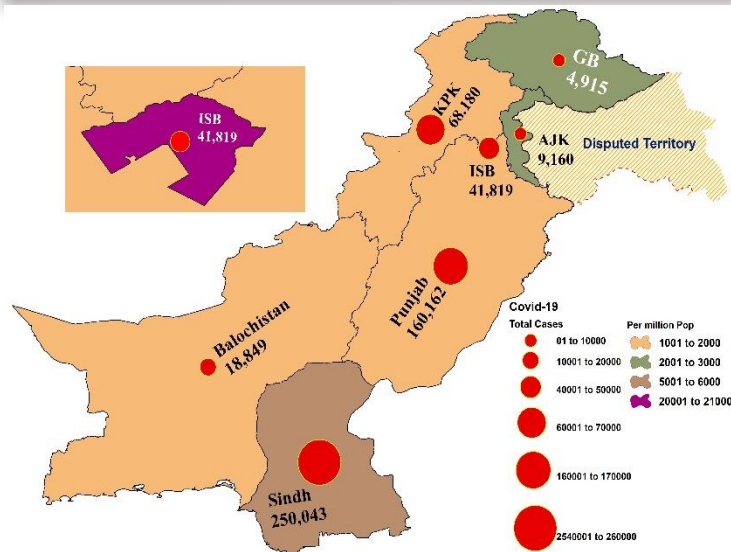


X

### GLOBAL UPDATES (Last 24hr)

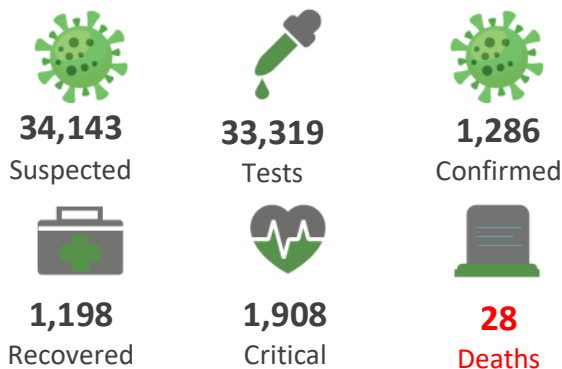


### TOTAL CASES & CASES PER MILLION POP.



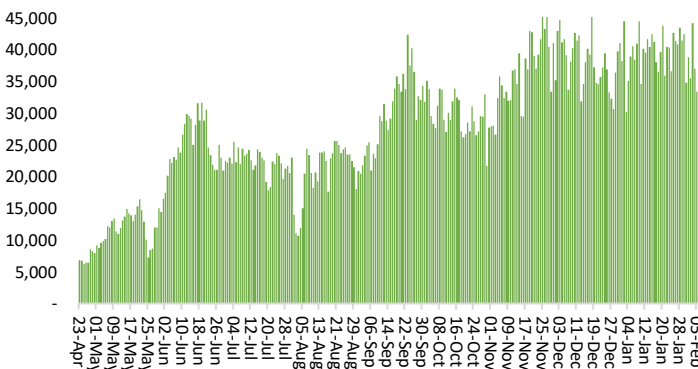
Pakistan reported **1,286** new cases of COVID-19 on **5<sup>th</sup> February 2021**. The total number of cases notified since the beginning of the outbreak is **553,128** with **11,914** deaths (**CFR: 2.15%**). Out of the total **32,514** currently active cases **2,345** cases are hospitalized.

### PAKISTAN UPDATES (Last 24hr)



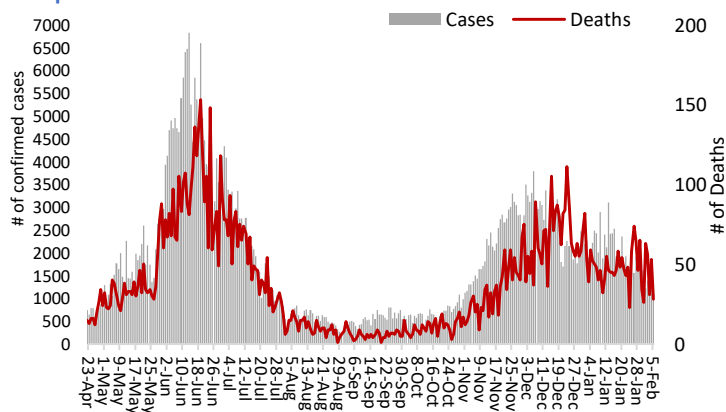
### LAB TEST (PCR + RA) CONDUCTED BY DATE

23-April 2020 - 05-Feb 2021

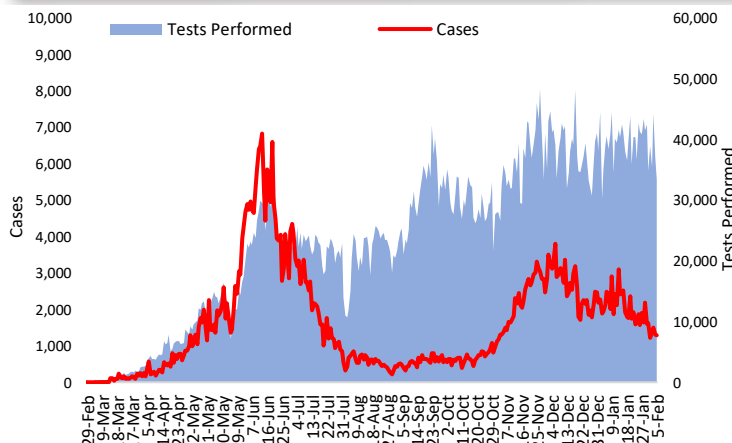


### INCIDENCE & DEATHS BY DATE

23-April 2020 - 05- Feb 2021



### TESTS PERFORMED VS CASES



### Funds

Funds Requested: 34 Million USD  
Gaps: 14.98 Million USD

WHO appreciates the contribution of donors (DFID, BMGF, DFATD Canada, JICA, UNOCHA, ECHO, South Korea, Czech Republic and Germany) to support Government of Pakistan towards COVID-19 through WHO Pakistan.



Photo showing established vaccination counters at health facilities

## MEETINGS & COORDINATION

World Health Organization Pakistan provided support to the Government of Pakistan to launch the first phase of the COVID-19 vaccination. One of the supports include establishment of vaccination counters in designated health facilities and points of entry across the country. The vaccination counters were launched on Monday 1<sup>st</sup> February 2021 as detailed; In Sindh 190, Baluchistan 50, Punjab 200, Khyber Pakhtunkhwa 283, AJ&K 380 and Gilgit Baltistan 175 vaccine counters. The counters were provided with information, education and communication messages and other materials on COVID-19 vaccine.

The counters were launched in preparation for the simultaneous inauguration of COVID-19 vaccination drives in all the provinces and territories which took place on 3<sup>rd</sup> February 2021. The first phase of vaccination targets frontline Health Care Workers.

## POSITIVITY RATE BY MAJOR CITIES/DISTRICTS

Last 24 hrs

City/District	Tests Conducted last 24hrs	Tests Positive last 24hrs	Positivity Rate (%)
Mirpur	92	9	9.8%
Karachi	2,944	286	9.7%
Lahore	3,122	218	7.0%
Peshawar	1,330	77	5.7%
Faisalabad	1,488	57	3.8%
Multan	461	14	3.0%
Bahawalpur	286	9	2.4%
Islamabad	3,662	72	2.3%
Swat	403	4	1.0%
Gujranwala	212	4	1.9%
Muzaffarabad	72	1	1.4%
Rawalpindi	999	12	1.2%
Quetta	317	3	0.9%
Abbotabad	393	3	0.8%
Gilgit	101	0	0.0%

## SUMMARY TABLE (MAJOR CITIES/DISTRICTS)

Districts	Hospitalized				Home or elsewhere Isolation
	Stable	On low flow oxygen	On High flow oxygen	On Vent	
Faisalabad	06	08	49	03	247
Gujranwala	00	00	03	00	51
Lahore	212	55	122	87	2,432
Multan	08	78	25	24	326
Rawalpindi	40	61	57	06	273
Karachi	47	140	325	77	16,754
Hyderabad	01	26	03	00	1,210
Abbottabad	00	13	02	00	68
Peshawar	00	29	227	33	747
Swat	00	00	14	00	58
Quetta	00	00	01	00	49
Islamabad	07	50	53	24	1,133
Muzaffarabad	00	00	01	00	09
Gilgit	00	02	02	00	00

## SUMMARY TABLE BY PROVINCE

Provinces	Lab Status				Hospitalized				Home Isolation	Total Recovered	Total Deaths
	Tested		Positive		Stable	Oxygen		On Vent.			
	Last 24hrs	Total (PCR+RA)	Last 24hrs	Total		On low flow	On High flow				
AJK	395	111,420	16	9,160	03	02	34	00	363	8,488	270
Balochistan	566	179,028	05	18,849	00	00	01	00	94	18,558	196
GB	350	79,418	02	4,915	00	03	02	00	14	4,794	102
Islamabad	3,662	1,015,431	85	41,819	07	50	53	24	1,133	40,074	478
KP	6,084	987,499	176	68,180	00	110	294	46	1,983	63,799	1,948
Punjab	12,243	3,004,196	457	160,162	373	300	277	132	7,991	146,235	4,854
Sindh	10,019	2,778,774	545	250,043	54	168	335	77	18,591	226,752	4,066

### Contact Details

**Dr Palitha Mahipala**

WHO Representative  
WHO Country Office  
Islamabad – Pakistan  
Tel: +92 51 9255183  
Email: mahipalap@who.int

**Dr Michael Lukwiya**

Incident Manager  
WHO Country Office  
Islamabad - Pakistan  
Tel: +92 51 9255184  
Email: lukwiyam@who.int