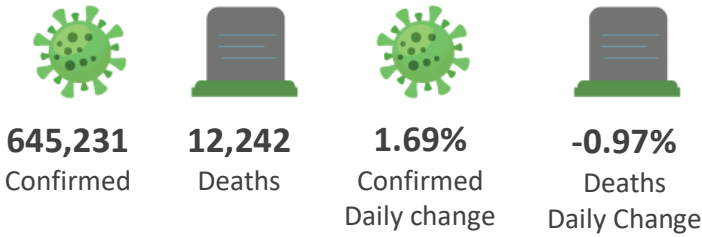
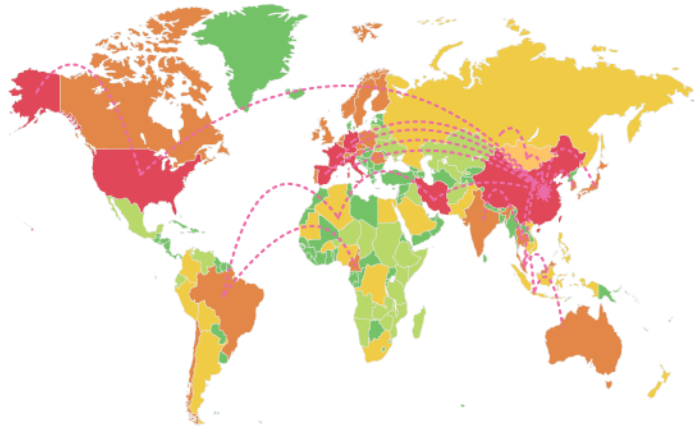


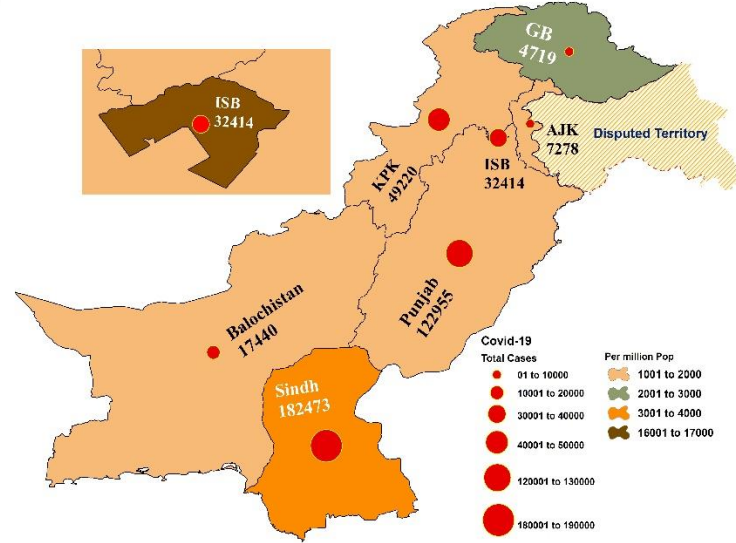


COVID-19 SITUATION REPORT

GLOBAL UPDATES (Last 24hr)

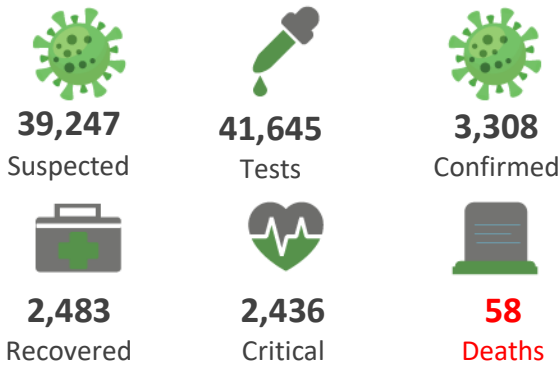


TOTAL CASES & CASES PER MILLION POP.



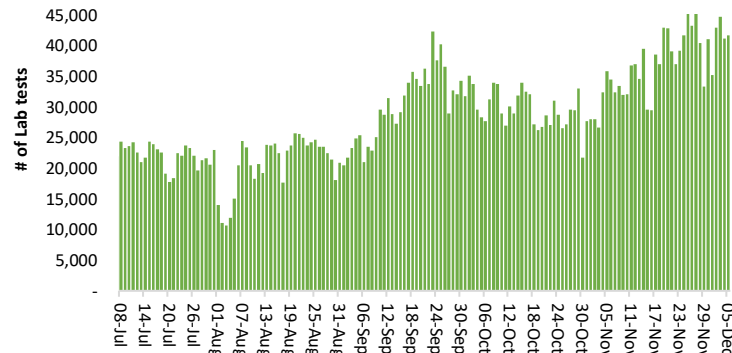
Pakistan reported **3,308** new cases of COVID-19 on **05 December 2020**. The total number of cases notified since the beginning of the outbreak is **416,499** with **8,361** deaths (**CFR: 2.00%**). Out of the total **53,126** currently active cases **2,996** cases are hospitalized.

PAKISTAN UPDATES (Last 24hr)



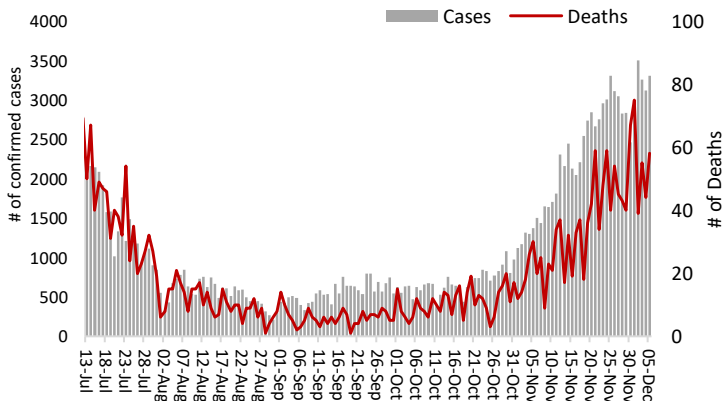
LAB TEST CONDUCTED BY DATE

08-Jul to 05-Dec 2020

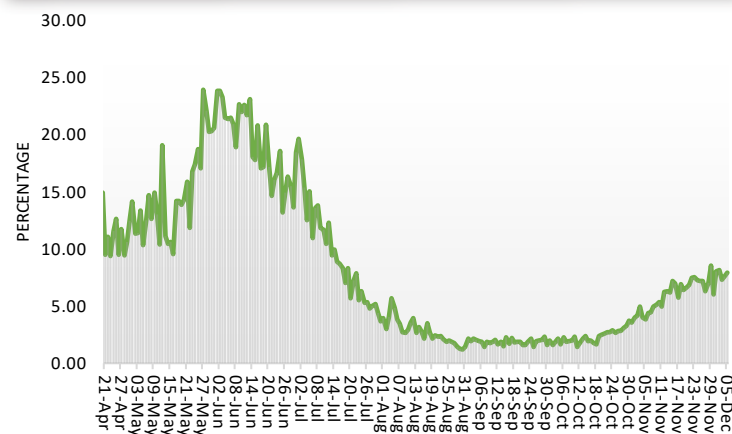


INCIDENCE & DEATHS BY DATE

13-Jul - 05-Dec 2020



POSITIVITY RATE BY DATE



Funds

Funds Requested: 34 Million USD
Gaps: 14.98 Million USD

WHO appreciates the contribution of donors (DFID, BMGF, DFATD Canada, JICA, UNOCHA, ECHO, South Korea, Czech Republic and Germany) to support Government of Pakistan towards COVID-19 through WHO Pakistan.

MEETINGS & COORDINATION

The World Health Organization Pakistan in collaboration with Provincial EPI Cell Punjab conducted one day comprehensive sentinel site surveillance review meeting on congenital rubella syndrome (CRS) on 1st December 2020 at Falettie's Grand hotel, Lahore.

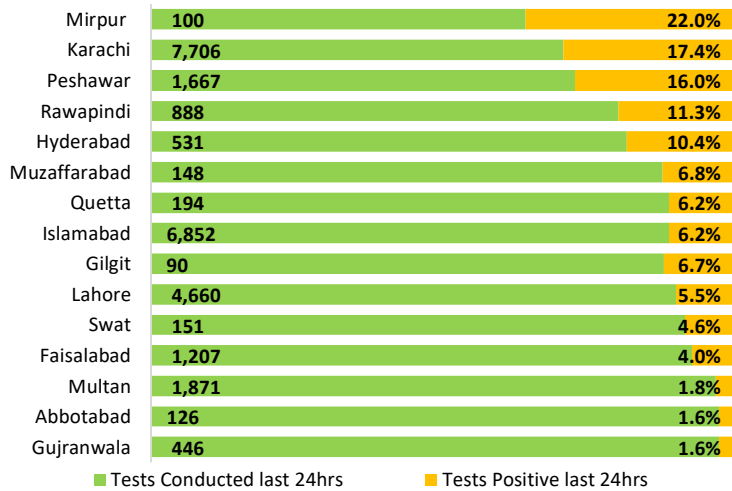
The objective of the surveillance meeting was to assess hospital surveillance performance, identify gaps and formulate way forward.

Eight hospital staff from Children Hospital Lahore, Children Hospital Multan, Benazir Bhutto Hospital Rawalpindi and three divisional EPI officers attended this meeting. Participants were local surveillance coordinators, Microbiologist and data entry operators.



POSITIVITY RATE BY MAJOR CITIES/DISTRICTS

Last 24 hrs



SUMMARY TABLE (MAJOR CITIES/DISTRICTS)

Districts	Hospitalized				Home or elsewhere Isolation
	Stable	On low flow oxygen	On High flow oxygen	On Vent	
Lahore	251	55	76	85	168
Rawalpindi	56	59	72	20	03
Faisalabad	03	07	45	04	07
Multan	07	103	17	45	28
Gujranwala	00	00	03	00	156
Karachi	92	167	450	82	17,386
Hyderabad	04	19	17	00	1,677
Peshawar	00	49	272	51	761
Swat	00	02	16	00	48
Abbotabad	00	52	05	00	381
Quetta	00	01	07	00	349
Islamabad	13	159	116	38	5,540
Muzaffarabad	06	02	04	01	384
Gilgit	00	05	01	00	28

SUMMARY TABLE BY PROVINCE

Provinces	Lab Status				Hospitalized				Home Isolation	Recovered	Deaths
	Tested		Positive		Stable	Oxygen		On Vent.			
	Last 24hrs	Total	Last 24hrs	Total		On low flow	On High flow				
AJK	545	87,035	59	7,278	17	12	37	02	1,404	5,629	177
Balochistan	413	150,671	48	17,440	00	01	07	00	600	16,663	169
GB	411	56,504	11	4,719	00	09	04	00	140	4,468	98
Islamabad	6,852	698,069	422	32,414	13	159	116	38	5,540	26,208	340
KP	4,757	637,191	537	49,220	00	200	333	55	3,061	44,167	1,404
Punjab	14,983	2,074,339	662	122,955	421	300	239	180	19,343	99,310	3,162
Sindh	13,684	2,051,177	1,569	182,473	109	186	476	82	20,042	158,567	3,011

Contact Details

Dr Palitha Mahipala

WHO Representative
WHO Country Office
Islamabad – Pakistan
Tel: +92 51 9255183
Email: mahipalap@who.int

Dr Michael Lukwiya

Incident Manager
WHO Country Office
Islamabad - Pakistan
Tel: +92 51 9255184
Email: lukwiyam@who.int