

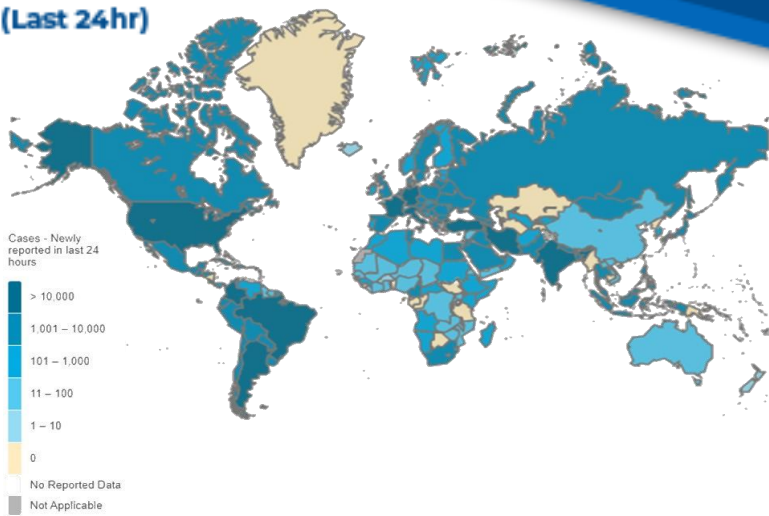


PAKISTAN COVID-19 SITUATION REPORT

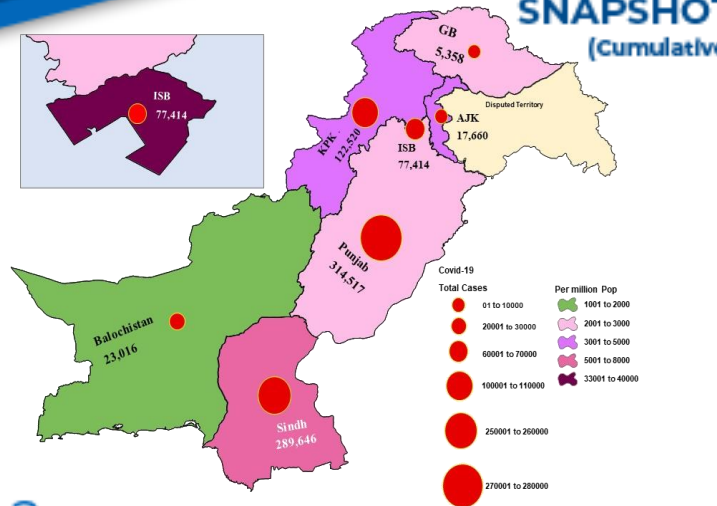


Friday, 7th May 2021
(1 year & 71 Days)

GLOBAL UPDATES (Last 24hr)



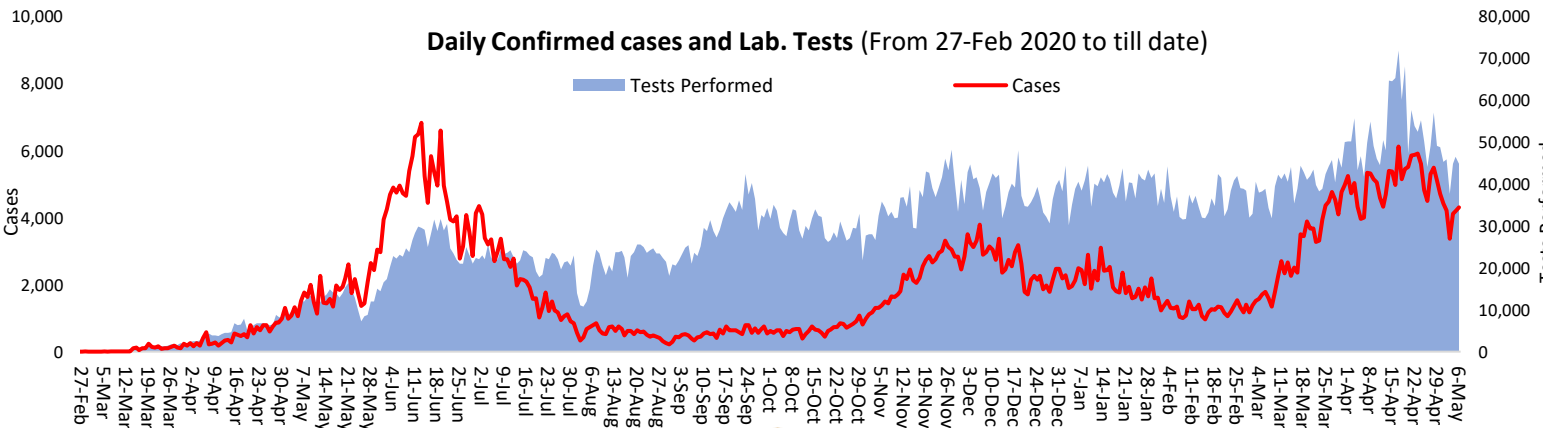
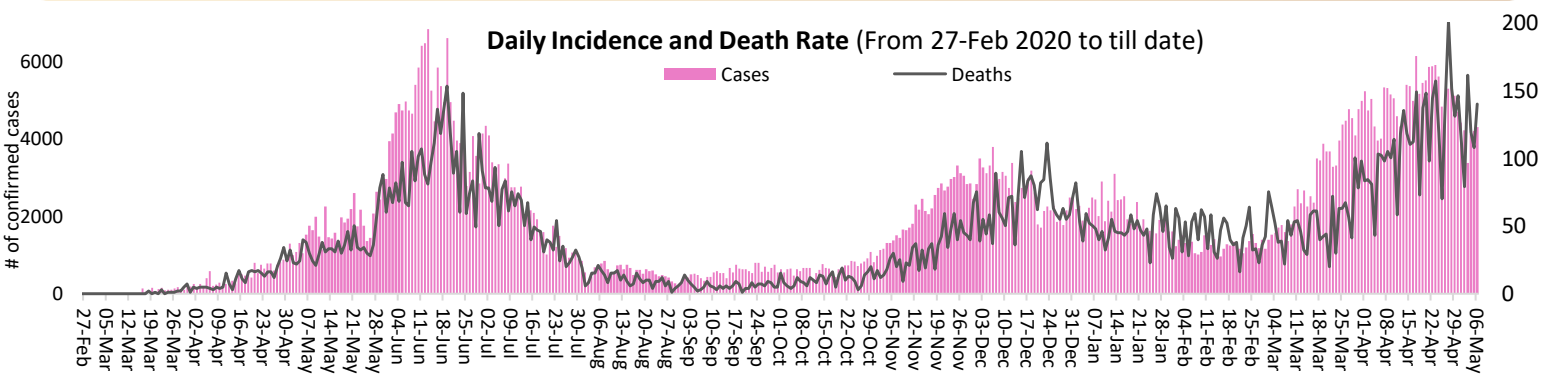
PAKISTAN COVID-19 SNAPSHOT (Cumulative)



847,537 Confirmed	14,777 Deaths	16.47% Daily Changes	27.91% Daily Changes	11,688,384 Suspected	12,101,832 Tests	850,131 Confirmed
747,755 Recovered	83,699 Active	18,677 Deaths				

PAKISTAN SNAPSHOT (LAST 24hr)

44,330 Suspected	44,846 Tests	4,298 Confirmed	4,631 Recovered	5,177 Critical	140 Deaths
----------------------------	------------------------	---------------------------	---------------------------	--------------------------	----------------------



FUNDS

Funds Requested: 34 Million USD

Gaps: 14.98 million USD

WHO appreciates the contribution of donors (FCDO, BMGF, DFATD Canada, JICA, UNOCHA, ECHO, South Korea, Czech Republic and Germany) to support Government of Pakistan towards, COVID-19 through WHO Pakistan.

Meeting and Coordination



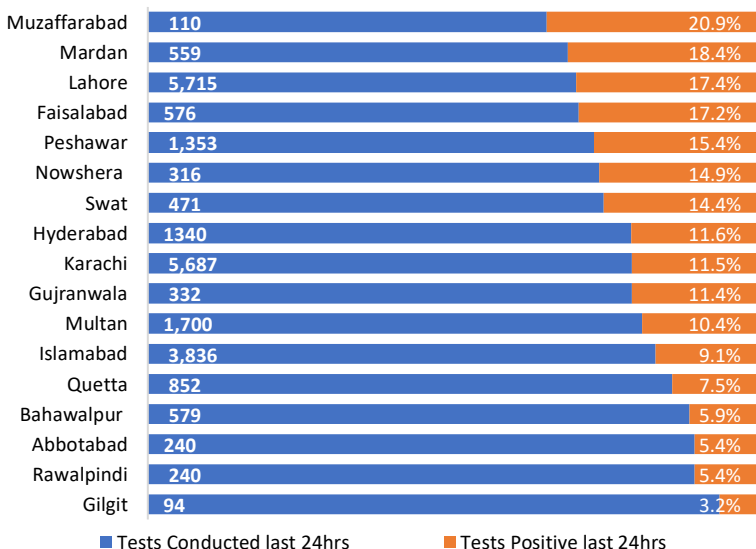
On 3rd May 2021, the WHO Country Representative Pakistan Dr Palitha Mahipala accompanied by the Acting Director General Health Services Balochistan, Dr Tahira Kamal visited the Trauma Center in Quetta and handed over assortment of Patient Safety Equipment worth of US\$ 8,997 to the Managing Director, Dr Fareed Sumalani.

The donation included: Addressograph Machine, Path-Lab Barcode machine, Patient Assisted Transfer Sheets, Patient Wrist Band Printer, Apnea Alarm for neonates, Double Lock Narcotics Cabinet, Storage racks, Waste baskets and Hand washing dispenser with consumables.

During his speech, the WR reaffirmed WHO's continuous support towards patient safety and high-quality services deliver.

Positivity Rate by Major Cities/Districts

Last 24 hrs



Summary Table (Major Cities /Districts)

Districts	Hospitalized				Home or elsewhere Isolation
	Stable	On low flow oxygen	On High flow oxygen	On Vent	
Mirpur	01	-	12	-	202
Muzaffarabad	04	7	11	-	418
Quetta	-	-	32	-	1,032
Gilgit	-	3	03	-	49
Islamabad	15	182	186	57	10,748
Abbottabad	-	93	12	-	165
Peshawar	-	82	511	57	1,028
Swat	-	61	70	02	1,050
Bahawalpur	-	24	68	20	1,008
Faisalabad	11	60	290	20	2,512
Gujranwala	-	23	53	20	19
Lahore	92	96	465	248	2,432
Multan	01	68	25	76	876
Rawalpindi	09	73	129	24	1,502
Hyderabad	-	23	43	-	3,301
Karachi	37	120	308	54	12,431

Summary Table by Province

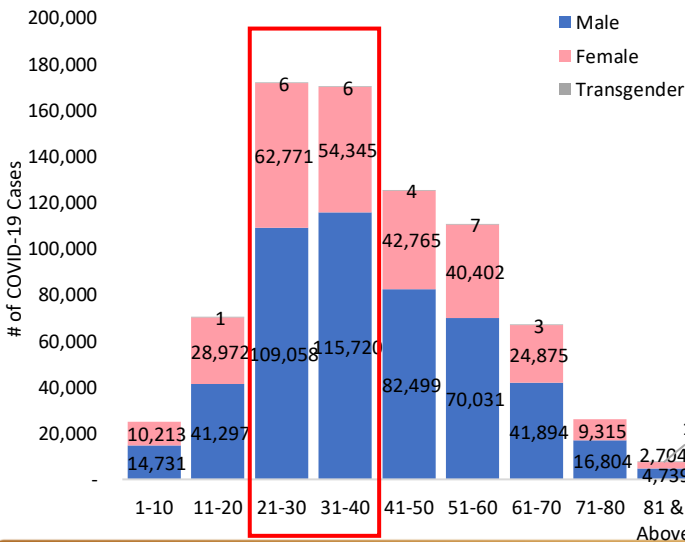
Provinces	Lab Status				Hospitalized				Home Isolation	Total Recovered	Total Deaths
	Tested		Positive		Stable	Oxygen		On Vent.			
	Last 24hrs	Total (PCR+RA)	Last 24hrs	Total		On low flow	On High flow				
AJK	604	180,447	77	17,660	14	24	39	00	1,986	15,098	499
Balochistan	1,192	240,857	116	23,016	00	00	32	00	1,380	21,361	243
GB	308	112,489	03	5,358	00	05	05	00	102	5,139	107
Islamabad	3,836	1,500,749	349	77,414	15	182	186	57	10,748	65,524	702
KP	7,486	1,637,045	792	122,520	00	555	895	76	8,995	108,462	3,537
Punjab	17,599	4,704,424	1,995	314,517	435	759	1,268	466	38,051	264,647	8,891
Sindh	13,821	3,725,821	966	289,646	37	165	409	54	16,759	267,524	4,698

SARI/ILI Surveillance Summary, Week-17, 2021 (245 Sentinel Sites)

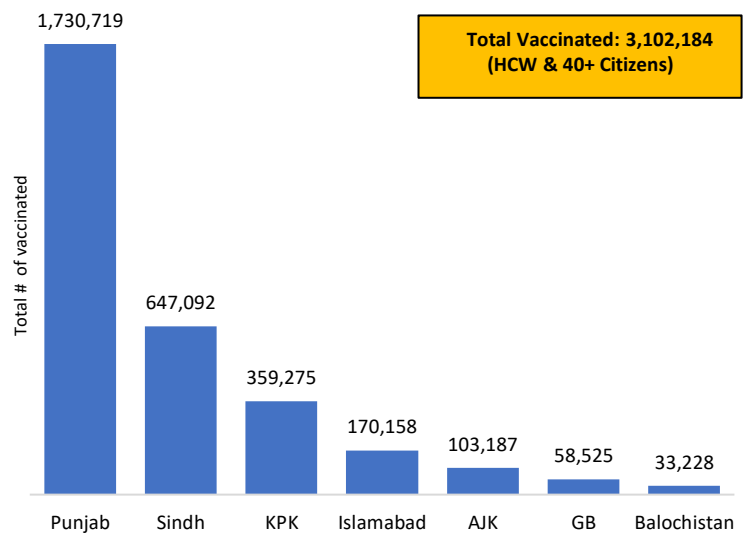
Province	SARI Cases					ILI Cases					Contact Tracing					Sentinel Sites			Bed Occupancy		
	Week-17					Week-17					Week-17					Week-17			Week-17		
	SARI Reported	Tested		Lab Positive		ILI Reported	Tested		Lab Positive		Contact Identified	Contact Lab Tested		Contact Lab Positive		Total Sentinel Sites	Sites Reported		Total Allocated Beds	Occupied Beds	
		No	%	No	%		No	%	No	%		No	%	No	%		No	%		No	%
Islamabad	359	359	100.0	110	31.0	350	128	37.0	18	14.0	1077	635	59.0	298	46.0	7	7	100.0	871	464	53.0
Punjab	1767	1749	98.9	377	21.5	3204	2423	75.6	308	12.7	4114	4093	99.5	116	2.8	50	50	100.0	5274	2225	42.2
Sindh	630	616	97.8	80	13.0	1342	743	55.4	76	10.2	5964	4556	76.4	480	10.5	65	63	96.9	7520	3272	43.5
KP	632	632	100.0	268	42.4	5363	5026	93.7	1187	23.6	7360	6736	91.5	338	5.1	30	30	100.0	1743	1209	69.3
Balochistan	424	395	93.2	73	18.5	3931	1353	34.4	123	9.1	1303	912	70.0	72	7.9	84	79	94.1	402	37	9.2
AJK	396	396	100.0	160	40.4	410	410	100.0	86	20.9	1556	1556	100.0	150	9.7	9	9	100.0	588	408	69.4
Total	4208	4147	98.5	1068	25.7	14600	10083	69.1	1798	17.8	21374	18488	86.5	1454	7.9	245	238	97.1	16,398	7615	46.4

COVID-19 Cases by Age & Gender and Vaccination Status

Confirmed by Age and Gender

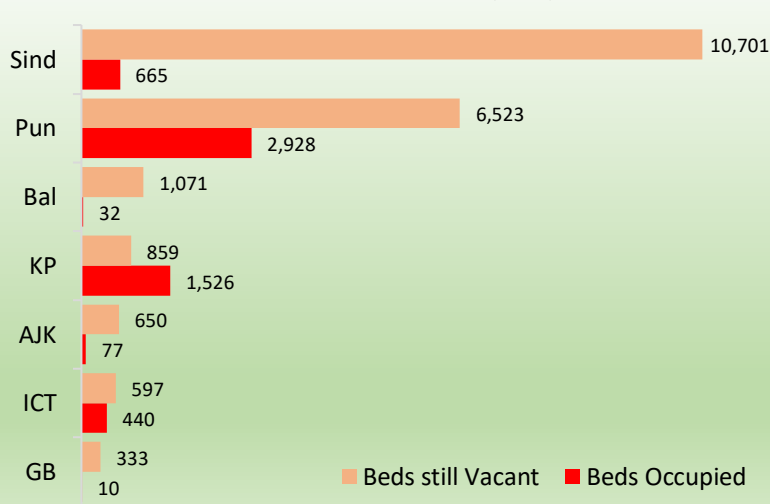


Status of Vaccination

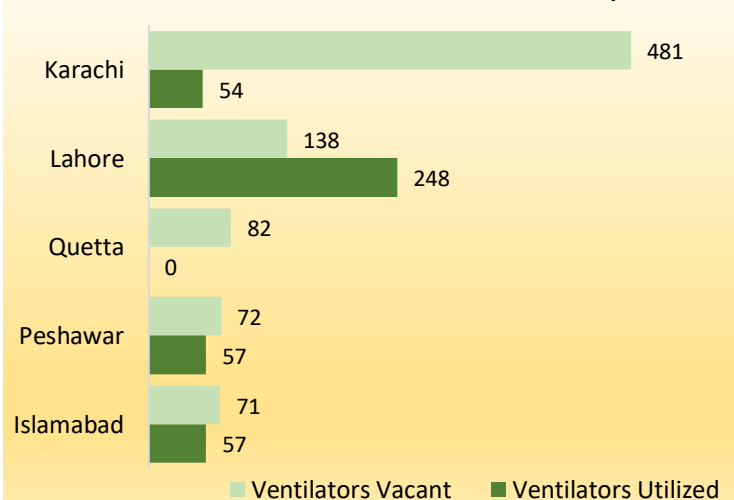


Health System Capacity

Dedicated COVID Bed Occupancy



COVID Ventilator Utilization, Provincial Capitals



Contact Details

Dr Palitha Mahipala

WHO Representative
WHO Country Office
Islamabad – Pakistan
Tel: +92 51 9255183
Email: mahipalap@who.int

Dr Michael Lukwiya

Incident Manager
WHO Country Office
Islamabad - Pakistan
Tel: +92 51 9255184
Email: lukwiyam@who.int