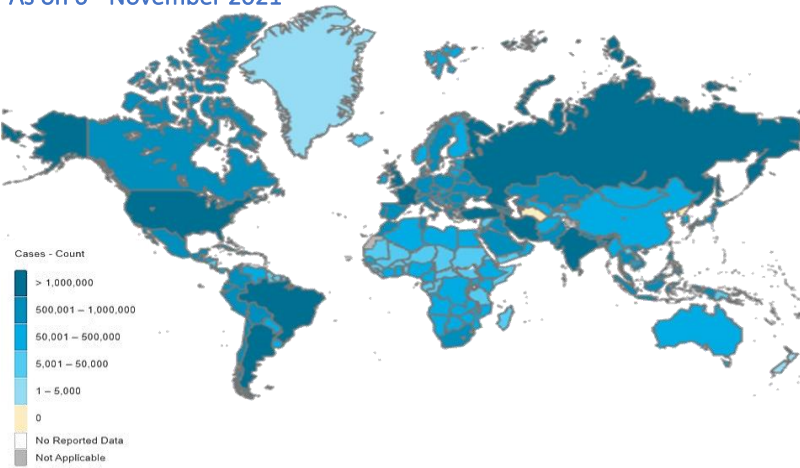


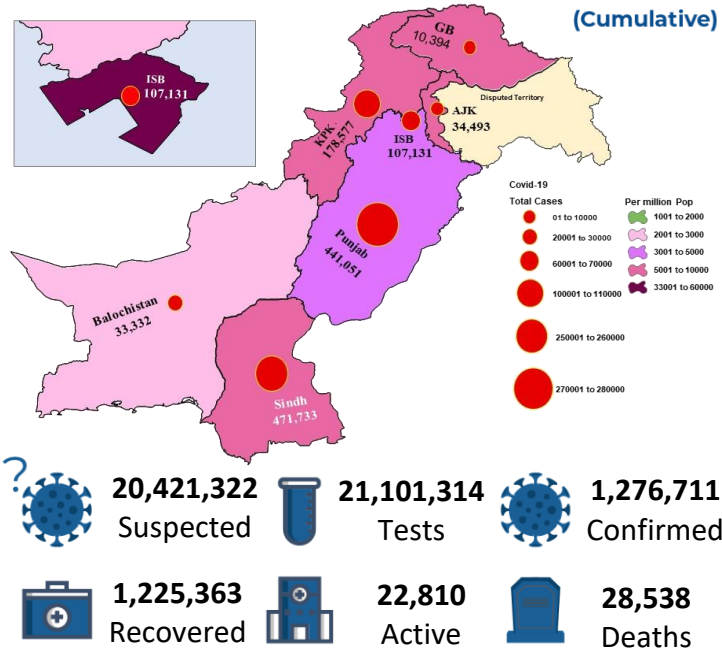


**GLOBAL UPDATES**

As on 6<sup>th</sup> November 2021



**PAKISTAN COVID-19 SNAPSHOT (Cumulative)**



<b>484,880</b> Confirmed	<b>6,869</b> Deaths	<b>-2.68%</b> Daily Changes	<b>-11.76%</b> Daily Changes	<b>7,027,377,238</b> Vaccine doses	<b>20,421,322</b> Suspected	<b>21,101,314</b> Tests	<b>1,276,711</b> Confirmed
<b>1,225,363</b> Recovered	<b>22,810</b> Active	<b>28,538</b> Deaths					

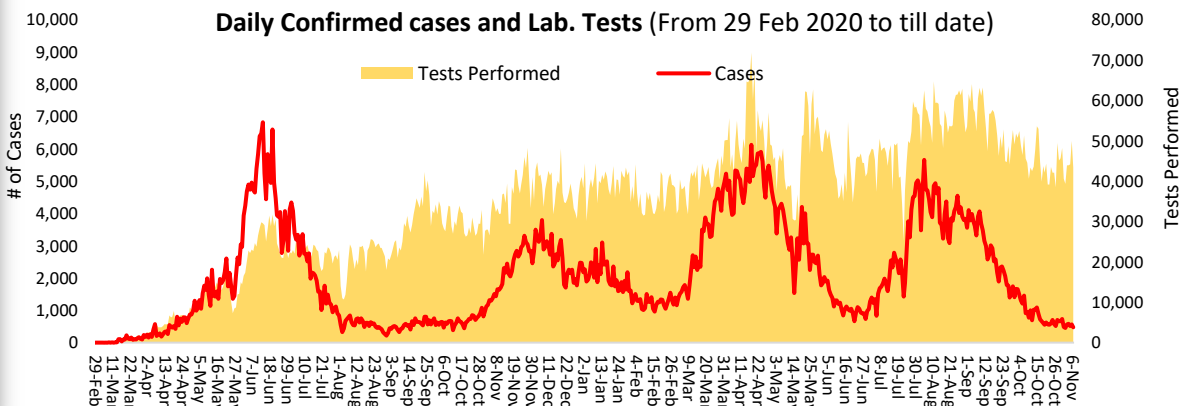
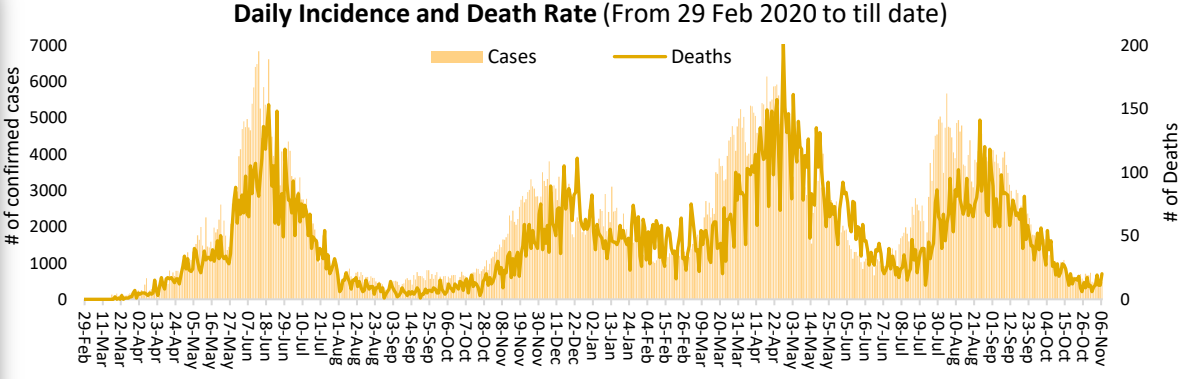
<b>PAKISTAN SNAPSHOT (LAST 24hr)</b>	<b>42,297</b> Suspected	<b>43,348</b> Tests	<b>471</b> Confirmed	<b>493</b> Recovered	<b>1,233</b> Critical	<b>20</b> Deaths
--------------------------------------	----------------------------	------------------------	-------------------------	-------------------------	--------------------------	---------------------

**PAKISTAN VACCINE STATS**  
As on 6<sup>th</sup> November 2021

**First Dose**  
73,979,036  
**Last 24 hrs:**  
663,285

**Fully Vaccinated**  
43,849,554  
**Last 24 hrs:**  
617,684

**Total Doses Administrated**  
110,800,576  
**Last 24 hrs:**  
1,213,592





On 5<sup>th</sup> November 2021, WHO Country Representative Pakistan, Dr Palitha Mahipala conducted a virtual briefing for the development partners in Pakistan. The WRs brief encompassed the current COVID-19 situation globally, in the Eastern Mediterranean Region and in Pakistan. In the Pakistan situation, Dr. Palitha presented the COVID-19 cases and mortality patterns by major cities and districts, current health system burden and the government response. The WR noted with appreciation that over 1 million doses of COVID 19 vaccines are being administered daily in the country. He pledged WHO's continued support towards the ongoing vaccination drive.

Dr Palitha thanked partners for their support in the COVID-19 response and requested them to continue supporting the Government of Pakistan response.

Positivity Rate by Major Cities/Districts

Districts	Daily Trend	Test Conducted (Last 24hrs)	Positive Cases (Last 24hrs)	Positivity Rate (%)
Abbottabad		407	1	0.2%
Swat		527	1	0.2%
Peshawar		1504	26	1.7%
Faisalabad		1575	7	0.4%
Gujranawala		583	0	0.0%
Gujrat		119	0	0.0%
Lahore		4129	73	1.8%
Multan		1369	14	1.0%
Rawalpindi		1203	11	0.9%
Islamabad		3245	28	0.9%
Karachi		3355	75	2.2%
Hyderabad		217	16	7.4%
Mirpur		70	1	1.4%
Muzaffarabad		26	0	0.0%

Summary Table (Major Cities /Districts)

Districts	Hospitalized				Home or elsewhere Isolation
	Stable	On low flow oxygen	On High flow oxygen	On Vent	
Mirpur	01	00	00	00	15
Muzaffarabad	00	01	02	00	04
Quetta	00	00	02	00	72
Gilgit	00	06	00	00	01
Islamabad	00	18	39	10	248
Abbottabad	00	02	04	00	42
Peshawar	00	17	80	20	270
Swat	00	00	13	00	08
Bahawalpur	00	07	11	03	33
Faisalabad	00	06	62	03	2,512
Gujranwala	00	02	03	02	00
Lahore	07	29	123	51	2,432
Multan	00	45	04	17	1,029
Rawalpindi	30	08	24	04	160
Hyderabad	00	03	04	01	1,736
Karachi	03	82	79	11	7,589

Summary Table by Province

Provinces	Lab Status				Stable	Hospitalized			Home Isolation	Total Recovered	Total Deaths
	Tested		Positive			Oxygen		On Vent.			
	Last 24hrs	Total (PCR+RA)	Last 24hrs	Total		On low flow	On High flow				
AJK	231	316,882	01	34,493	02	01	04	00	42	33,703	741
Balochistan	371	461,284	07	33,332	01	00	02	00	124	32,848	357
GB	324	205,593	01	10,394	00	06	00	00	26	10,176	186
Islamabad	3,245	2,170,812	28	107,131	00	18	39	10	248	105,872	944
KP	10,125	3,355,418	65	178,577	00	74	213	20	1,130	171,371	5,769
Punjab	15,645	8,031,387	133	441,051	16	190	358	100	7,125	420,316	12,946
Sindh	13,407	6,559,938	236	471,733	27	89	97	12	12,836	451,077	7,595

Contact Details

**Dr Palitha Mahipala**  
 WHO Representative  
 WHO Country Office  
 Islamabad – Pakistan  
 Tel: +92 51 9255183  
 Email: mahipalap@who.int

**Dr Michael Lukwiya**

Incident Manager  
 WHO Country Office  
 Islamabad - Pakistan  
 Tel: +92 51 9255184  
 Email: lukwiyam@who.int