



SITUATION REPORT

COVID-19 PAKISTAN

Friday, 7th August 2020 (Day – 163)

Daily Updates (Last 24hrs)

19,680

Suspected Cases

20,461

Tests Conducted

782

Confirmed Cases

2,041

Recovered Cases

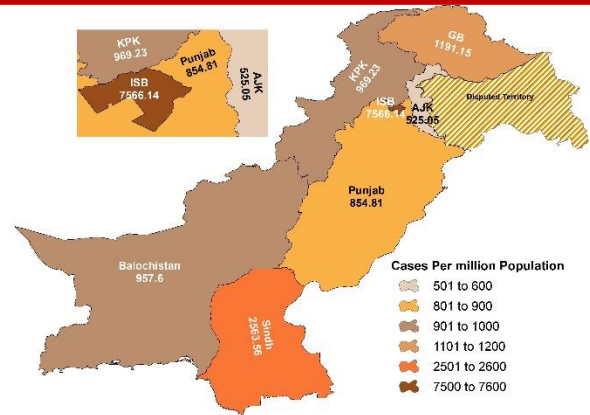
826

Currently Critical

17

Deaths

COVID-19 case density/million Population

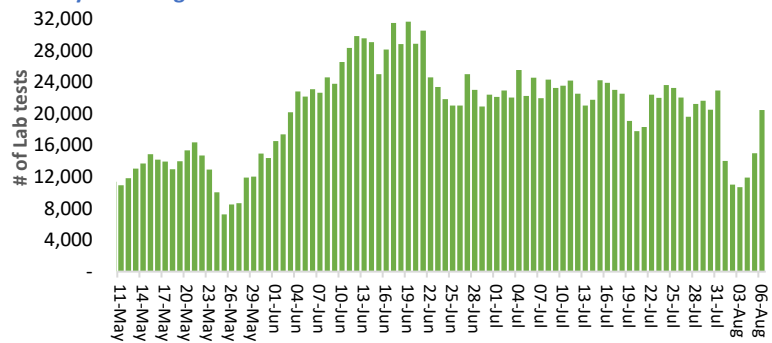


Executive Summary

Pakistan reported **782** new cases of COVID-19 on **06 August 2020**. The total number of cases notified since the beginning of the outbreak is **282,645** with **6,052** deaths (**CFR: 2.14%**). Out of the total **18,494** currently active cases, **1,294** cases are hospitalized, out of which **826 (63.83%)** are in critical condition. **17,200** COVID-19 positive cases are at designated isolation facilities or in-home isolation. A total of **258,099 (91.31%)** have recovered and discharged.

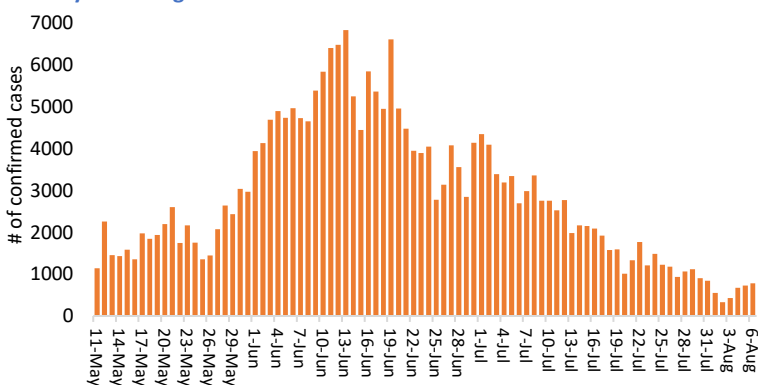
Daily Lab tests conducted in Pakistan

10 May to 06 Aug 2020



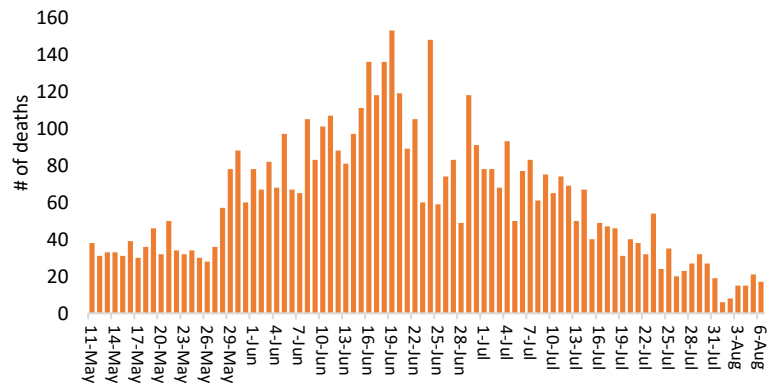
Daily incidence of COVID-19 cases in Pakistan

10 May to 06 Aug 2020



Daily Mortality in Pakistan

10 May to 06 Aug 2020



Funds

Funds Requested: 21.5 Million USD

Gaps: 14.98 Million USD

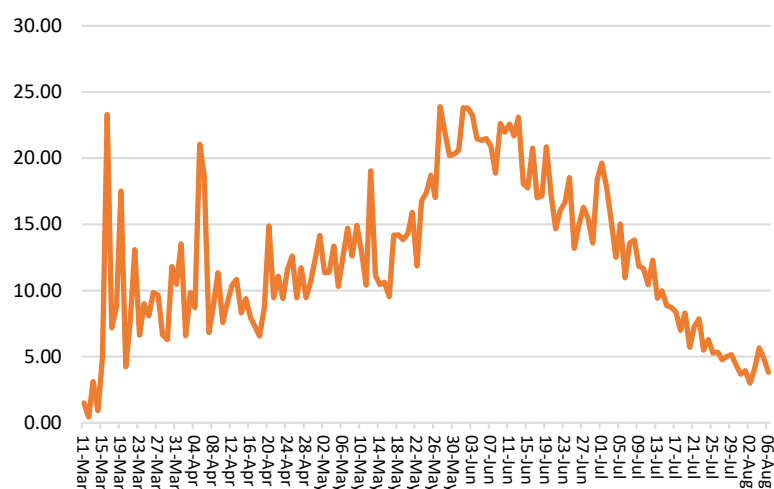
WHO appreciates the contribution of donors (DFID, BMGF, DFATD Canada, JICA, UNOCHA, South Korea, Czech Republic and Germany) to support Government of Pakistan towards COVID-19 through WHO Pakistan.



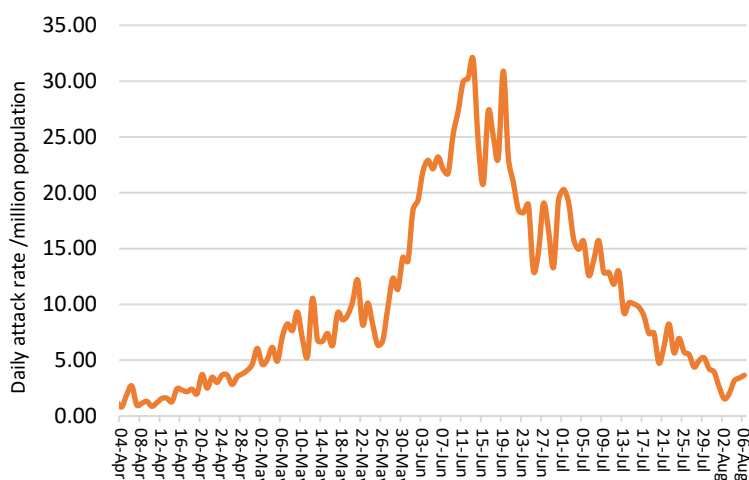
Meeting & Coordination

Today 7th August 2020, WHO country Representative Pakistan, Dr Palitha Mahipala chaired a planning meeting to review WHO Pakistan COVID-19 plan (April – July) and to develop the plan for the next six months. The Incident Manger Dr Michael Lukwiya gave introductory remarks followed by presentations by the Technical team members. Key areas of focus in the next six months will include strengthening surveillance (sentinel, PoE and IDSR), laboratory strengthening, case management and IPC and community mobilization and sensitization and coordination of the response.

Daily Positivity rate in Pakistan



Daily Attack rate/million population



Maintaining Essential Health Services in Pakistan

WHO is supporting national and provincial malaria programs for the maintenance of essential care during COVID -19 response. Virtual international and national consultative meetings and training courses in malaria and NTDs have been done. Additionally, WHO has supported provision of essential medicine for the treatment of cutaneous Leishmaniasis in outbreak hit districts of KP and Baluchistan. WHO continue to support provision of MDT drugs for leprosy patients. Plan of action/ concept note for donor support to emerging situation of Dengue in the country in the post monsoon season is under development.

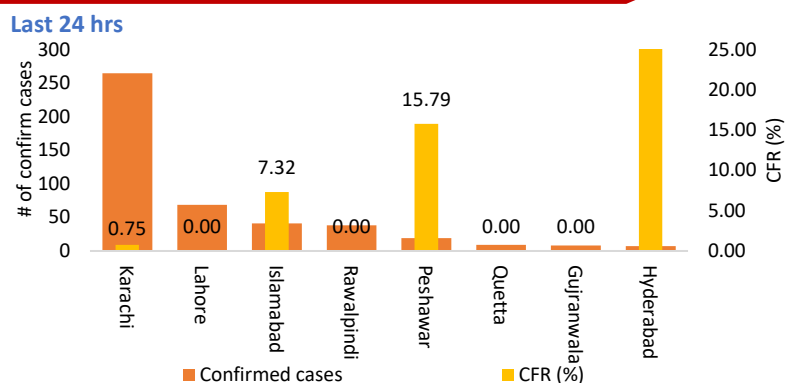


Service delivery on Leishmaniasis in Khyber Pakhtunkhwa

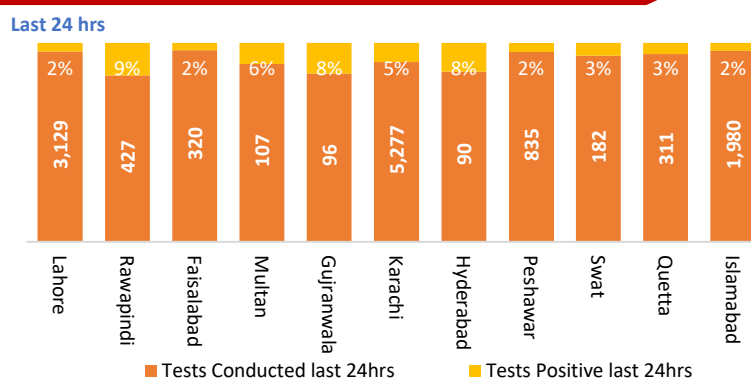
Summary table (Cumulative) as of 7th August 2020

Lab Status		Hospitalized			Home or elsewhere Isolation	Recovered	Deaths
Tested	Positive	Stable	On oxygen	On Vent.			
2,079,333	282,645	468	663	163	17,200	258,099	6,052

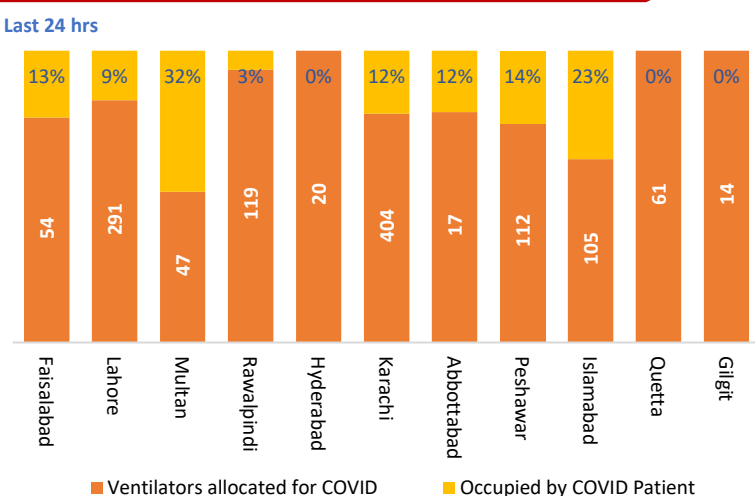
COVID-19 confirmed cases & CFR (%) by districts



COVID-19 Positivity rates in major cities/districts



Occupied COVID ventilators in major cities/districts



Summary table for major cities/district

Districts	Hospitalized				Home or elsewhere Isolation
	Stable	On low flow oxygen	On High flow oxygen	On Vent.	
Lahore	48	28	89	27	2,425
Rawalpindi	05	22	04	04	380
Faisalabad	14	02	15	07	322
Multan	10	02	00	15	402
Gujranwala	85	00	27	01	180
Karachi	37	65	128	49	2,567
Hyderabad	02	01	06	00	226
Peshawar	02	07	53	16	819
Swat	00	04	04	01	255
Quetta	00	00	06	00	508
Islamabad	23	16	02	24	2,114

Summary table by province as of 7th August 2020 (09:00 AM)

Provinces	Lab Status		Hospitalized				Home or elsewhere Isolation	Recovered	Deaths
	Tested	Positive	Stable	On low flow Oxygen	On High flow Oxygen	On Vent.			
AJK	28,265	2,124	10	04	02	00	197	1,854	57
Balochistan	62,787	11,821	00	00	06	00	1,411	10,267	137
GB	16,509	2,287	70	19	02	00	280	1,861	55
Islamabad	198,028	15,182	23	16	02	24	2,114	12,833	170
KP	216,614	34,432	15	28	102	22	2,365	30,681	1,219
Punjab	761,581	94,040	276	114	153	68	5,180	86,085	2,164
Sindh	795,549	122,759	74	79	136	49	5,653	114,518	2,250

Source: Ministry of national health Services, regulations and coordination, National emergency operation center

Contact Details

Dr Palitha Mahipala
 WHO Representative
 WHO Country Office
 Islamabad – Pakistan
 Tel: +92 51 9255183
 ail: mahipalap@who.int

Dr Michael Lukwiya
 Incident Manager
 WHO Country Office
 Islamabad - Pakistan
 Tel: +92 51 9255184
 Email: lukwiyam@who.int