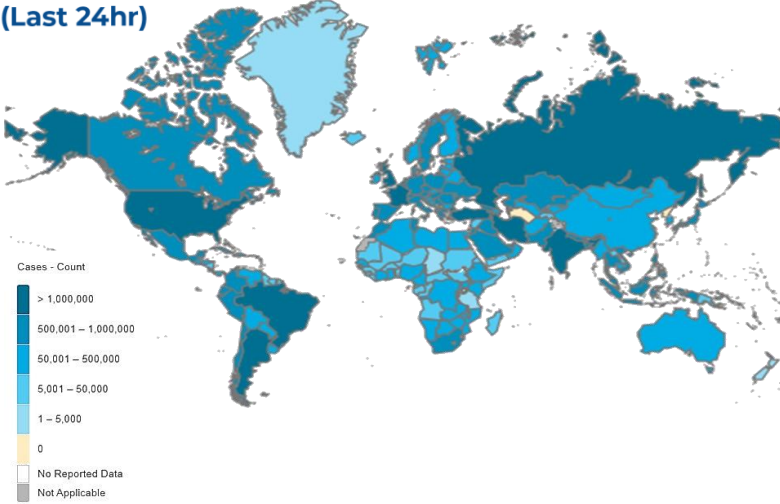
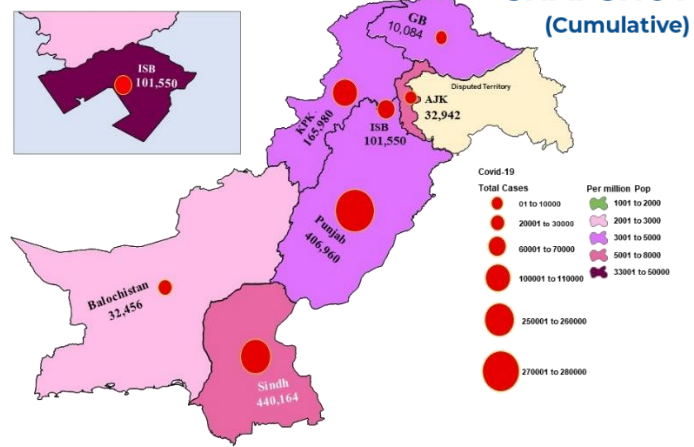




GLOBAL UPDATES (Last 24hr)



PAKISTAN COVID-19 SNAPSHOT (Cumulative)



355,094 Confirmed	5,499 Deaths	-33.59% Daily Changes	-42.00% Daily Changes	5,352,927,296 Vaccine doses	17,651,667 Suspected	18,223,308 Tests	1,190,136 Confirmed
1,071,976 Recovered	91,747 Active	26,413 Deaths					

As on 5th September 2021

PAKISTAN SNAPSHOT (LAST 24hr)

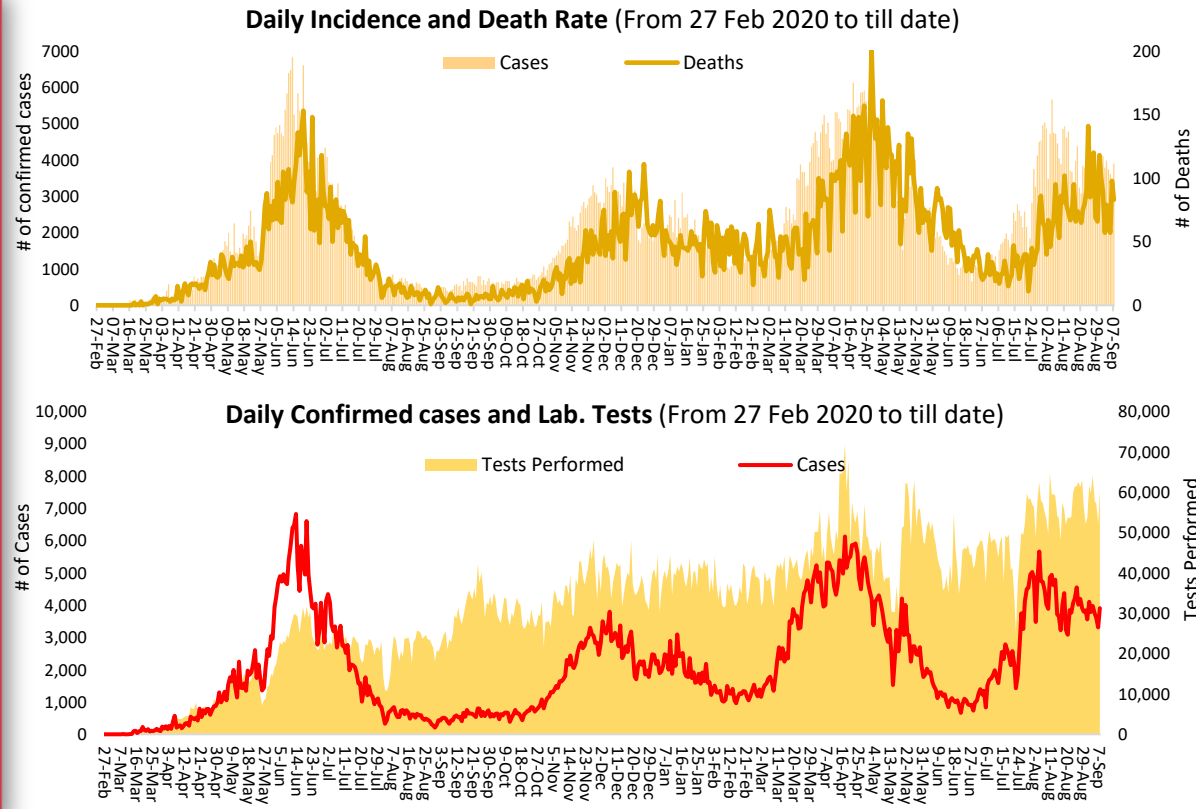
60,618 Suspected	60,537 Tests	3,902 Confirmed	4,387 Recovered	5,389 Critical	83 Deaths
----------------------------	------------------------	---------------------------	---------------------------	--------------------------	---------------------

PAKISTAN VACCINE STATS

First Dose: 48,943,904
Last 24 hrs: 837,085

Fully Vaccinated: 20,525,969
Last 24 hrs: 467,545

Total Doses Administrated: 64,554,859
Last 24 hrs: 1,235,568





On 6th September 2021, the Director General Health Services AJK, Dr Sardar Aftab Hussain Khan paid a visit to the WHO Country Representative Pakistan, Dr Palitha Mahipala at WHO country office, Islamabad.

During the visit, the two officials discussed the current situation of COVID-19 in AJK and the response. Dr Palitha noted the rise in incidence and positivity rate of COVID-19 and emphasized to the DGHS AJK on the need to heighten the implementation of public health measures: wearing masks, social distancing and hand hygiene, as well as enhancing the Test, Trace, and Quarantine (TTQ) strategy. The WR pledged WHO support in improving the testing capacities in AJK.

Dr Sardar thanked WHO for the technical assistance and reiterated the commitment of the Government of AJK to the national COVID-19 response.

Positivity Rate by Major Cities/Districts

Districts	Daily Trend	Test Conducted (Last 24hrs)	Positive Cases (Last 24hrs)	Positivity Rate (%)
Abbottabad		259	14	5.4%
Swat		285	15	5.3%
Peshawar		1303	149	11.4%
Faisalabad		1432	130	9.1%
Gujernawala		1376	38	2.8%
Gujrat		77	4	5.2%
Lahore		6324	670	10.6%
Multan		1945	105	5.4%
Rawalpindi		1955	442	22.6%
Islamabad		5064	301	5.9%
Karachi		5650	469	8.3%
Hyderabad		1559	139	8.9%
Mirpur		122	15	12.3%
Muzaffarabad		114	7	6.1%

Summary Table (Major Cities /Districts)

Districts	Hospitalized				Home or elsewhere Isolation
	Stable	On low flow oxygen	On High flow oxygen	On Vent	
Mirpur	00	02	11	00	263
Muzaffarabad	00	01	08	01	211
Quetta	00	00	02	00	160
Gilgit	00	05	05	00	51
Islamabad	30	83	207	49	5,490
Abbottabad	00	59	65	01	290
Peshawar	00	55	411	40	1,095
Swat	00	54	110	09	03
Bahawalpur	00	17	85	15	595
Faisalabad	18	44	347	11	2,512
Gujranwala	00	9	93	11	55
Lahore	81	81	311	192	2,432
Multan	02	174	29	81	1,024
Rawalpindi	06	58	140	30	1,874
Hyderabad	04	37	32	02	3,390
Karachi	84	155	358	69	43,884

Summary Table by Province

Provinces	Lab Status				Stable	Hospitalized			Home Isolation	Total Recovered	Total Deaths
	Tested		Positive			Oxygen		On Vent.			
	Last 24hrs	Total (PCR+RA)	Last 24hrs	Total		On low flow	On High flow				
AJK	766	284,757	69	32,942	04	10	40	01	2,049	30,126	712
Balochistan	1,136	411,697	45	32,456	03	00	02	00	380	31,729	342
GB	714	179,123	19	10,084	04	11	13	00	295	9,582	179
Islamabad	5,064	1,939,885	301	101,550	30	83	207	49	5,490	94,814	877
KP	10,516	2,740,472	468	165,980	00	552	981	53	6,035	153,204	5,155
Punjab	23,818	6,984,229	1,955	406,960	209	837	1,433	377	23,834	368,152	12,118
Sindh	18,523	5,683,145	1,045	440,164	133	220	449	71	47,892	384,369	7,030

Contact Details

Dr Palitha Mahipala
 WHO Representative
 WHO Country Office
 Islamabad – Pakistan
 Tel: +92 51 9255183
 Email: mahipalap@who.int

Dr Michael Lukwiya
 Incident Manager
 WHO Country Office
 Islamabad - Pakistan
 Tel: +92 51 9255184
 Email: lukwiyam@who.int