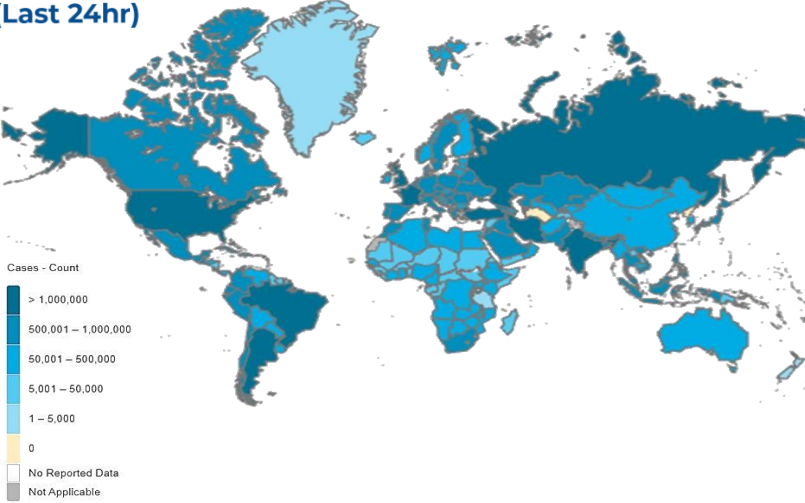
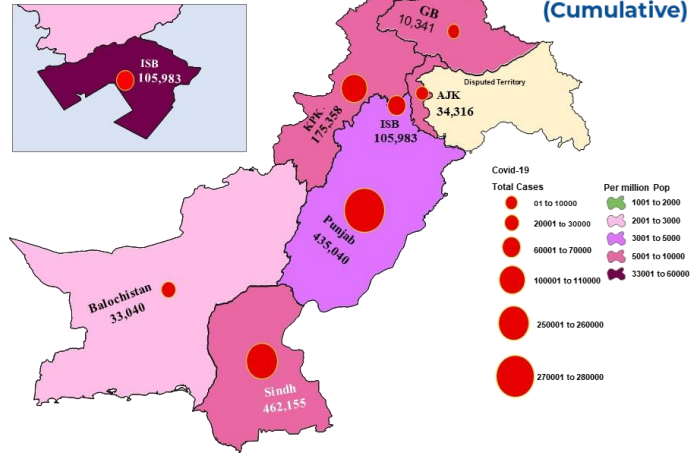




GLOBAL UPDATES (Last 24hr)



PAKISTAN COVID-19 SNAPSHOT (Cumulative)



448,770 Confirmed	7,764 Deaths	11.32% Daily Changes	21.12% Daily Changes	6,262,445,422 Vaccine doses	19,183,573 Suspected	19,782,491 Tests	1,256,233 Confirmed
1,184,527 Recovered	43,650 Active	28,058 Deaths					

As on 5th October 2021

PAKISTAN SNAPSHOT (LAST 24hr)

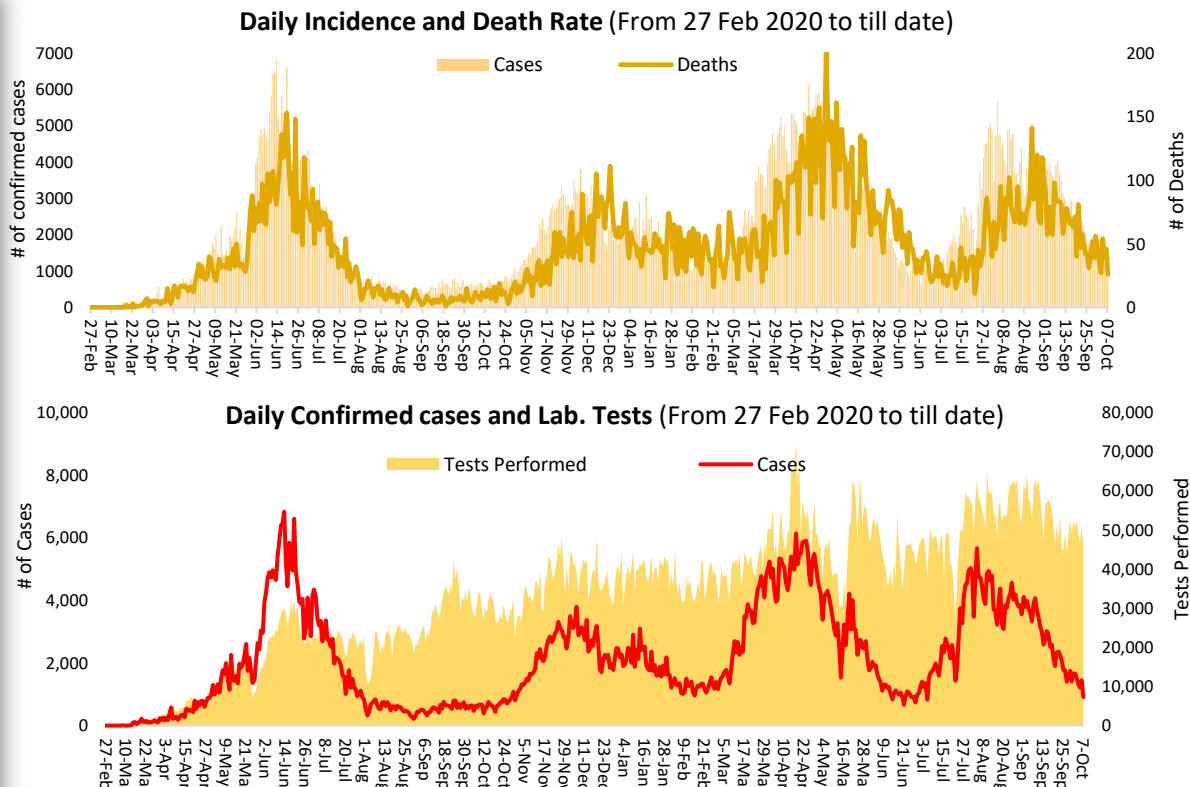
44,389 Suspected	45,619 Tests	912 Confirmed	1,633 Recovered	2,763 Critical	26 Deaths
----------------------------	------------------------	-------------------------	---------------------------	--------------------------	---------------------

PAKISTAN VACCINE STATS

First Dose
63,046,740
Last 24 hrs:
493,575

Fully Vaccinated
32,723,061
Last 24 hrs:
604,451

Total Doses Administrated
89,719,686
Last 24 hrs:
1,052,572



FUNDS

Funds Requested for 2021: 14 Million USD
Gaps: 13.16 million USD

WHO appreciates the contribution of donors:
(UNOCHA & USAID)

Meetings & Coordination



On 8th October 2021, WHO Country Representative Pakistan, Dr Palitha Mahipala launched the sixth edition of WHO Pakistan quarterly newsletter; **COVID-19 Pakistan** at the WHO country office, Islamabad. The WR was flanked by the WHO Emergency (WHE) Team. The Newsletter highlights on; WHO's support to the government of Pakistan in the COVID-19 vaccination rollout where currently over 1 million people are vaccinated every day, adaptation of WHO interim guidance to strengthen COVID-19 testing, milestones in the IDSR rollout and Provision of other essential health services.

The news section highlights WHO support to government programs, collaboration with development partners and academic and research institutions in advancing the health agenda. During the launch Dr Palitha applauded the WHE team for their performance and counselled on the need for teamwork and commitment to achieve more for the country.

Positivity Rate by Major Cities/Districts

Districts	Daily Trend	Test Conducted (Last 24hrs)	Positive Cases (Last 24hrs)	Positivity Rate (%)
Abbottabad		448	0	0.0%
Swat		609	4	0.7%
Peshawar		1260	59	4.7%
Faisalabad		887	13	1.5%
Gujranawala		1387	6	0.4%
Gujrat		828	2	0.2%
Lahore		6566	236	3.6%
Multan		1483	16	1.1%
Rawalpindi		1522	21	1.4%
Islamabad		4744	53	1.1%
Karachi		2846	160	5.6%
Hyderabad		130	9	6.9%
Mirpur		94	5	5.3%
Muzaffarabad		45	1	2.2%

Summary Table by Province

Provinces	Lab Status				Hospitalized				Home Isolation	Total Recovered	Total Deaths
	Tested		Positive		Stable	Oxygen		On Vent.			
	Last 24hrs	Total (PCR+RA)	Last 24hrs	Total		On low flow	On High flow				
AJK	645	307,668	17	34,316	01	03	08	00	357	33,208	739
Balochistan	724	444,224	14	33,040	02	01	05	00	159	32,524	349
GB	535	192,980	3	10,341	00	05	02	00	120	10,028	186
Islamabad	4,744	2,070,097	53	105,983	11	44	98	24	1,928	102,948	930
KP	11,079	3,066,660	146	175,358	00	193	482	39	3,156	165,865	5,623
Punjab	21,261	7,535,634	393	435,040	53	401	877	283	12,789	407,880	12,757
Sindh	6,631	6,165,228	286	462,155	39	124	147	27	22,272	432,074	7,474

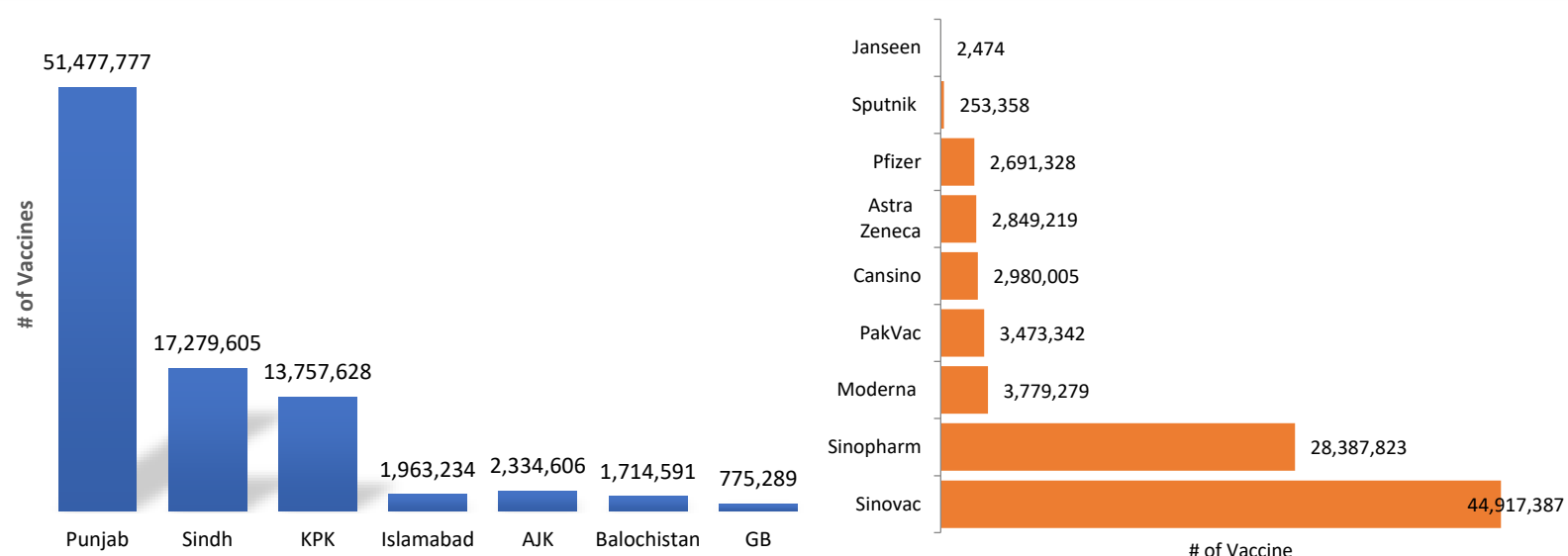
Summary Table (Major Cities /Districts)

Districts	Hospitalized				Home or elsewhere Isolation
	Stable	On low flow oxygen	On High flow oxygen	On Vent	
Mirpur	01	01	04	00	87
Muzaffarabad	00	00	01	00	27
Quetta	00	00	05	00	62
Gilgit	00	05	02	00	61
Islamabad	11	44	98	24	1,928
Abbottabad	00	12	23	00	46
Peshawar	00	37	233	34	652
Swat	00	06	28	03	04
Bahawalpur	00	08	30	12	549
Faisalabad	01	20	196	10	2,512
Gujranwala	00	05	22	07	21
Lahore	19	74	256	131	2,432
Multan	00	95	07	74	1,024
Rawalpindi	108	10	50	08	2,143
Hyderabad	01	20	08	03	2,041
Karachi	07	92	111	24	17,944

SARI/ILI surveillance summary, Week-39, 2021 (229 Sentinel Sites)

Province	SARI Cases					ILI Cases					Contact Tracing					Sentinel Sites			Bed Occupancy		
	Week-39					Week-39					Week-39					Week-39			Week-39		
	SARI Reported	Tested		Lab Positive		ILI Reported	Tested		Lab Positive		Contact Identified	Contact Lab Tested		Contact Lab Positive		Total Sentinel Sites	Sites Reported		Total Allocated Beds	Occupied Beds	
		No	%	No	%		No	%	No	%		No	%	No	%		No	%		No	%
Islamabad	123	123	100	5	4.1	257	170	66.1	6	3.5	55	40	72.7	3	7.5	7	7	100	836	233	27.9
Punjab	1489	1489	100.0	114	7.8	2578	1948	75.5	110	5.7	3885	3582	98.7	107	3.0	50	50	100	5295	1188	22.4
Sindh	783	780	99.8	161	21.2	2122	1282	60.4	186	14.5	3321	3041	91.6	470	15.5	65	65	100	3823	1108	30.6
KP	844	844	100.0	171	26.8	4205	3819	90.8	229	6.0	5069	4722	93.2	155	3.3	30	30	100	1888	655	38.8
Balochistan	203	185	91.1	13	7.0	1215	431	35.5	16	3.7	706	608	86.1	9	1.5	44	42	95.5	375	51	13.6
AJK	216	216	100.0	27	12.5	735	591	80.4	21	3.8	629	629	100.0	21	3.3	20	20	100.0	724	177	24.4
GB	19	18	94.7	0	0.0	65	64	98.5	0	0.0	8	8	100.0	0	0.0	13	13	100.0	51	3	5.9
Total	3437	3415	99.4	491	14.4	11177	8303	74.3	568	6.8	13473	12810	93.8	785	6.1	229	227	99.1	12592	3415	27.1

COVID-19 Vaccination status by province and vaccine doses



COVID-19 sequenced genomes

Province	Wild Type	ALPHA	BETA	GAMMA	DELTA	Total
Punjab	46	371	16	01	289	723
Sindh	77	121	235	34	241	708
KP	28	48	06		24	106
Baluchistan	07	03	-	-	56	66
Islamabad	246	135	19	01	796	1,197
Gilgit	05	-	-	-	11	16
AJK	04	04	01	-	2	11
Unspecified	27	44	15	01	31	118
Totals	440	726	292	37	1450	2,945



Data Source: GISAID : <https://www.gisaid.org>, National Institute of Health, Pakistan, Aga Khan University hospital, Karachi.

The reported data is inclusive of PCR based genotyping for SARS-CoV2 variants and Whole Genome Sequencing information. Variant of Interest data is not including in this report.

Contact Details

Dr Palitha Mahipala

WHO Representative
WHO Country Office
Islamabad – Pakistan
Tel: +92 51 9255183
Email: mahipalap@who.int

Dr Michael Lukwiya

Incident Manager
WHO Country Office
Islamabad - Pakistan
Tel: +92 51 9255184
Email: lukwiyam@who.int