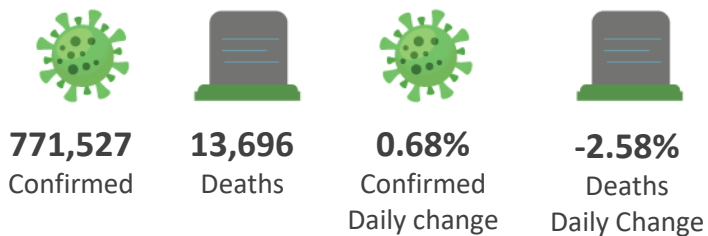


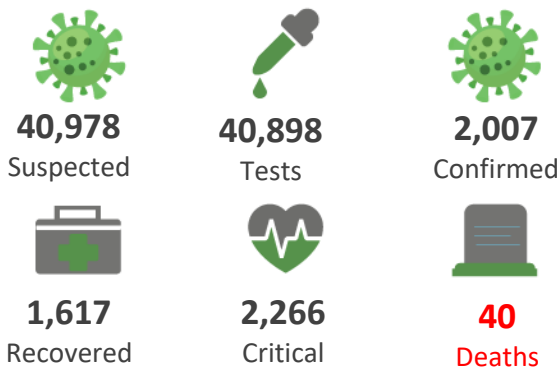


COVID-19 SITUATION REPORT

GLOBAL UPDATES (Last 24hr)

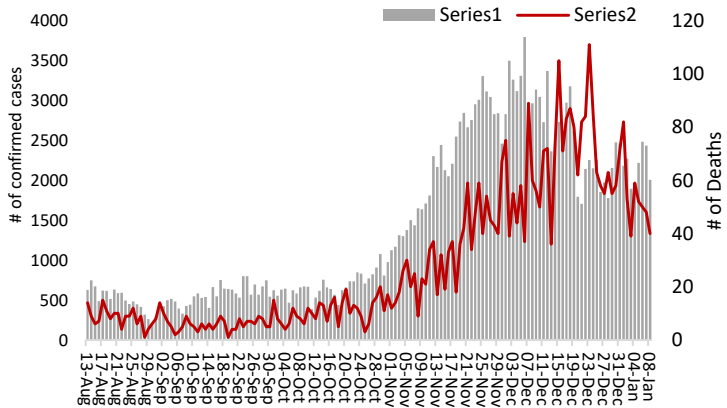


PAKISTAN UPDATES (Last 24hr)

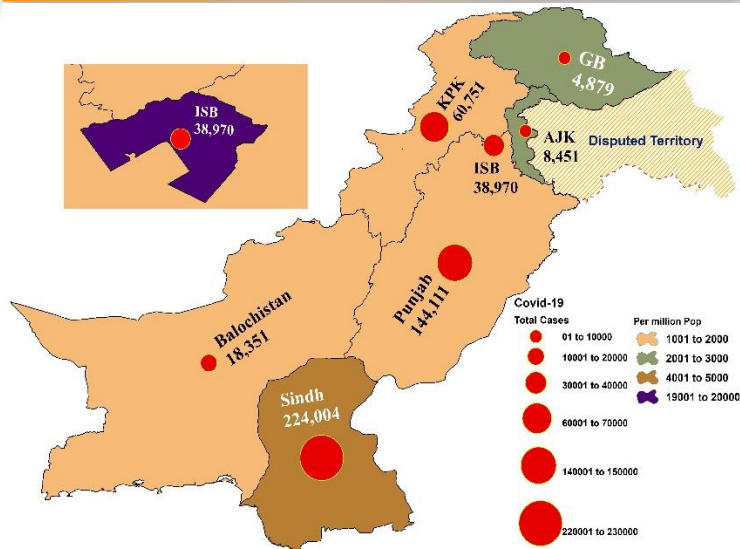


INCIDENCE & DEATHS BY DATE

13-Aug 2020 - 08-Jan 2021



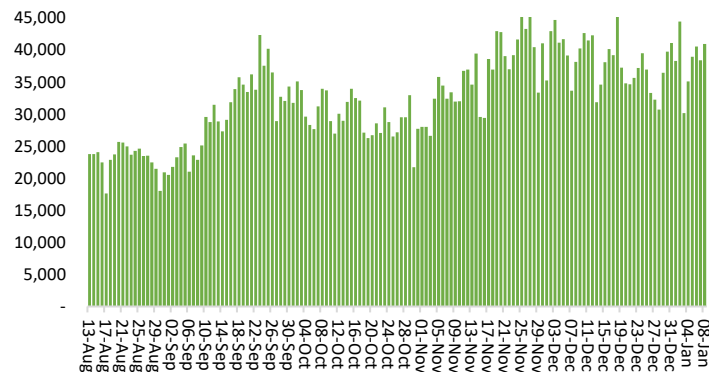
TOTAL CASES & CASES PER MILLION POP.



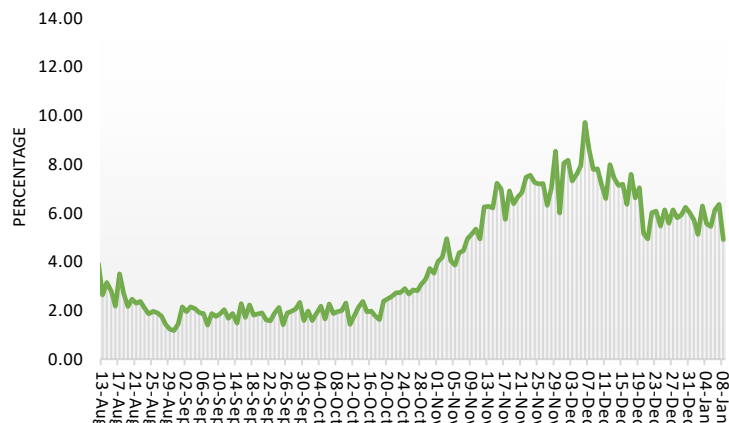
Pakistan reported **2,007** new cases of COVID-19 on **08 January 2021**. The total number of cases notified since the beginning of the outbreak is **499,517** with **10,598** deaths (**CFR: 2.12%**). Out of the total **33,474** currently active cases **2,779** cases are hospitalized.

LAB TEST (PCR + RA) CONDUCTED BY DATE

13-Aug 2020 - 08-Jan 2021



POSITIVITY RATE BY DATE



Funds

Funds Requested: 34 Million USD
Gaps: 14.98 Million USD

WHO appreciates the contribution of donors (DFID, BMGF, DFATD Canada, JICA, UNOCHA, ECHO, South Korea, Czech Republic and Germany) to support Government of Pakistan towards COVID-19 through WHO Pakistan.

MEETINGS & COORDINATION

On 8th January 2021, The WHO Country Representative Pakistan Dr Palitha Mahipala donated COVID-19 Rapid Antigen Tests to the Director of Central Health Establishment (CHE), Ministry of National Health Services Regulations & Coordination at WHO country office Islamabad.

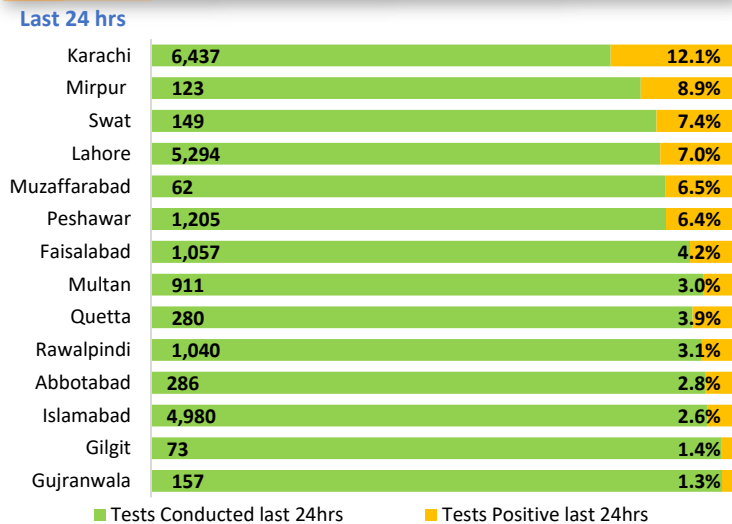
The purpose of the donation is to strengthen the testing capacity at Points of Entry (POE) to comply with the recent travel restrictions guidelines for the inbound passengers from the UK and South Africa.

Dr Irfan Ahmad, Director CHE, expressed his gratitude to WHO for its continued support to Government of Pakistan in combating the COVID-19 Pandemic.



Dr Palitha Mahipala (Right), WHO Country Representative Pakistan & **Dr Irfan Tahir (Left)**, Director of Central Health Establishment, MoNHSR&C.

POSITIVITY RATE BY MAJOR CITIES/DISTRICTS



SUMMARY TABLE (MAJOR CITIES/DISTRICTS)

Districts	Hospitalized				Home or elsewhere Isolation
	Stable	On low flow oxygen	On High flow oxygen	On Vent	
Faisalabad	06	06	50	02	247
Gujranwala	00	00	03	00	34
Lahore	213	55	97	81	2,432
Multan	07	74	20	31	132
Rawalpindi	40	68	64	12	351
Karachi	85	176	476	78	16,201
Hyderabad	00	26	02	00	603
Abbotabad	00	23	05	00	105
Peshawar	00	28	285	32	932
Swat	00	02	14	00	60
Quetta	00	00	02	00	87
Islamabad	30	80	83	34	1,761
Muzaffarabad	01	03	02	00	27
Gilgit	00	05	00	00	06

SUMMARY TABLE BY PROVINCE

Provinces	Lab Status				Hospitalized				Home Isolation	Recovered	Deaths
	Tested		Positive		Stable	Oxygen		On Vent.			
	Last 24hrs	Total (PCR+RA)	Last 24hrs	Total		On low flow	On High flow				
AJK	343	101,319	21	8,451	05	07	22	01	258	7,923	235
Balochistan	613	164,412	37	18,351	00	00	02	00	264	17,898	187
GB	374	69,085	01	4,879	00	05	00	00	45	4,728	101
Islamabad	4,980	857,153	128	38,970	30	80	83	34	1761	36,546	436
KP	6,246	810,849	215	60,751	00	118	377	37	2,573	55,928	1,718
Punjab	15,438	2,581,317	600	144,111	382	292	283	155	8,905	129,852	4,242
Sindh	12,904	2,459,469	1,005	224,004	96	205	487	78	16,889	202,570	3,679

Contact Details

Dr Palitha Mahipala
WHO Representative
WHO Country Office
Islamabad – Pakistan
Tel: +92 51 9255183
Email: mahipalap@who.int

Dr Michael Lukwiya
Incident Manager
WHO Country Office
Islamabad - Pakistan
Tel: +92 51 9255184
Email: lukwiyam@who.int