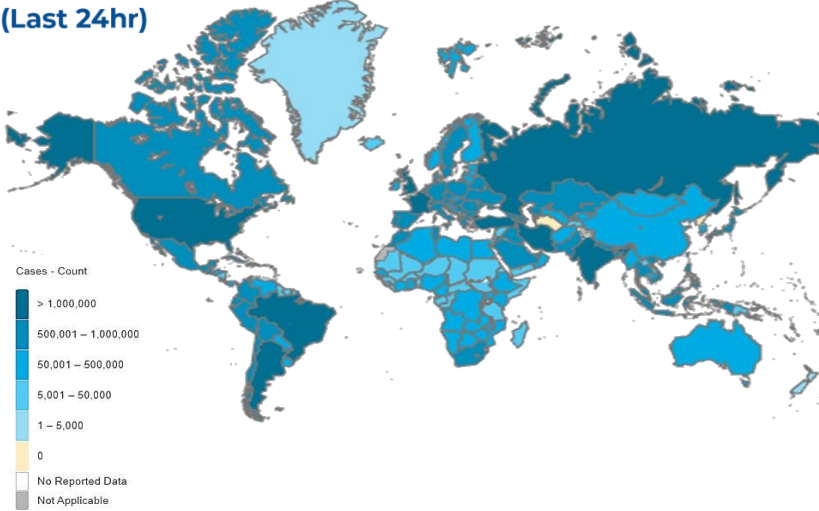
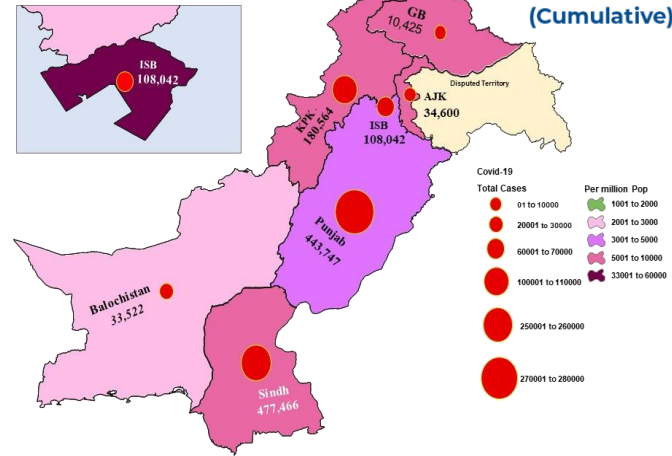




GLOBAL UPDATES (Last 24hr)



PAKISTAN COVID-19 SNAPSHOT (Cumulative)



644,923 Confirmed	8,213 Deaths	-9.19% Daily Changes	10.94% Daily Changes	8,158,815,265 Vaccine doses	21,695,094 Suspected	22,428,325 Tests	1,288,366 Confirmed
1,250,069 Recovered	9,485 Active	28,812 Deaths					

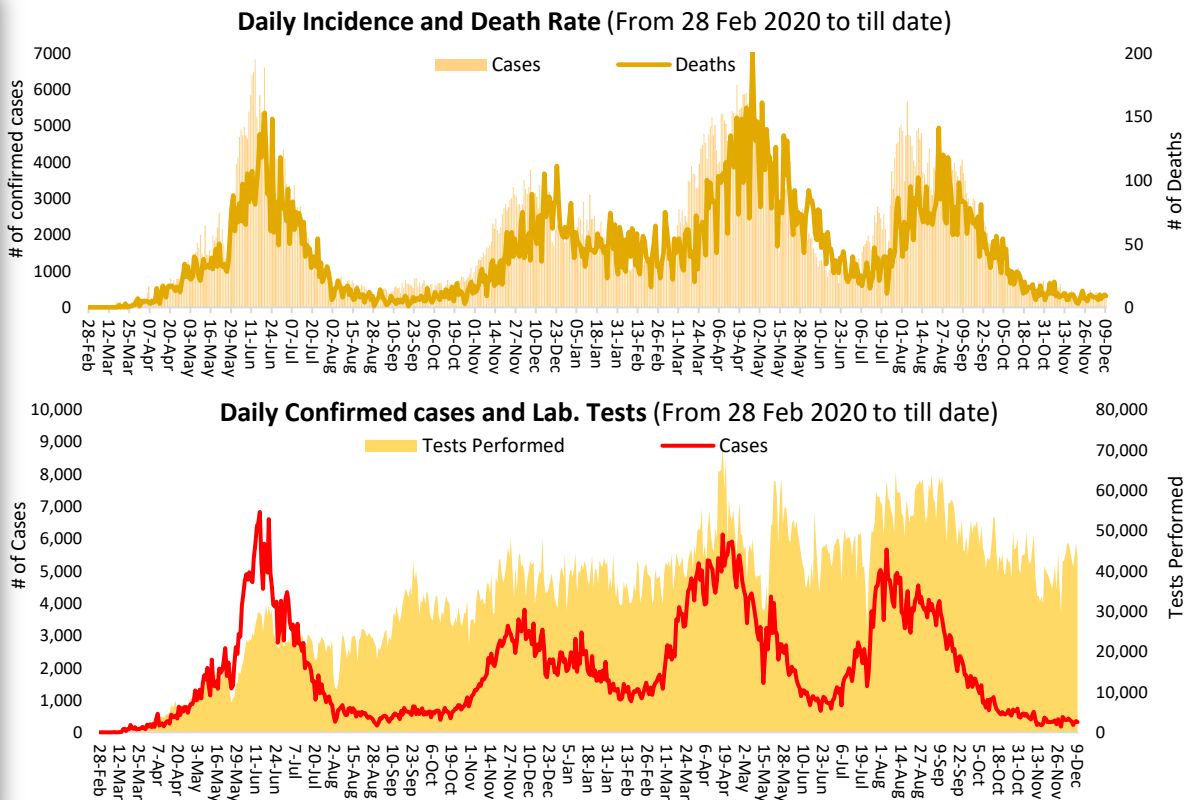
As on 8th December 2021

PAKISTAN SNAPSHOT (LAST 24hr)

41,450 Suspected	42,978 Tests	313 Confirmed	648 Recovered	758 Critical	09 Deaths
----------------------------	------------------------	-------------------------	-------------------------	------------------------	---------------------

PAKISTAN VACCINE STATS

	First Dose 83,180,958
	Last 24 hrs: 487,317
	Fully Vaccinated 54,556,748
	Last 24 hrs: 775,647
	Total Doses Administrated 131,311,097
	Last 24 hrs: 1,227,596



FUNDS

Funds Requested for 2021: 14 Million USD
Gaps: 13.16 million USD

WHO appreciates the contribution of donors:
(UNOCHA & USAID)

Meetings & Coordination



On 10th December 2021, Senior Minister, Ministry of Trade, Industries and Labor, Gilgit Baltistan H.E Ubaidullah Baig paid a courtesy visit to the WHO Country Representative Pakistan Dr Palitha Mahipala at WHO Country Office, Islamabad. During the meeting, Dr Palitha briefed the honorable Minister on the current Covid-19 situation and response in the country. He emphasized on the need to continue the implementation of public health measures: wearing masks, social distancing, and hand hygiene. The WR further gave a brief on the joint work by WHO and partners and reiterated the need for further collaboration in the COVID 19 response. The WR thanked the government of Gilgit Baltistan for its efforts in implementing the response measures.

The honorable Minister appreciated the technical and logistical support by WHO Pakistan to the government in the COVID 19 response. The two officials committed to enhanced collaboration and coordination in support of government programs.

Positivity Rate by Major Cities/Districts

Districts	Daily Trend	Test Conducted (Last 24hrs)	Positive Cases (Last 24hrs)	Positivity Rate (%)
Abbottabad		63	0	0.0%
Swat		216	0	0.0%
Peshawar		1273	24	1.9%
Faisalabad		701	1	0.1%
Gujranawala		637	1	0.2%
Gujrat		507	0	0.0%
Lahore		3393	34	1.0%
Multan		596	3	0.5%
Rawalpindi		2288	17	0.7%
Islamabad		5082	20	0.4%
Karachi		3740	61	1.6%
Hyderabad		955	14	1.5%
Mirpur		60	3	5.0%
Muzaffarabad		56	0	0.0%

Summary Table by Province

Summary Table (Major Cities /Districts)

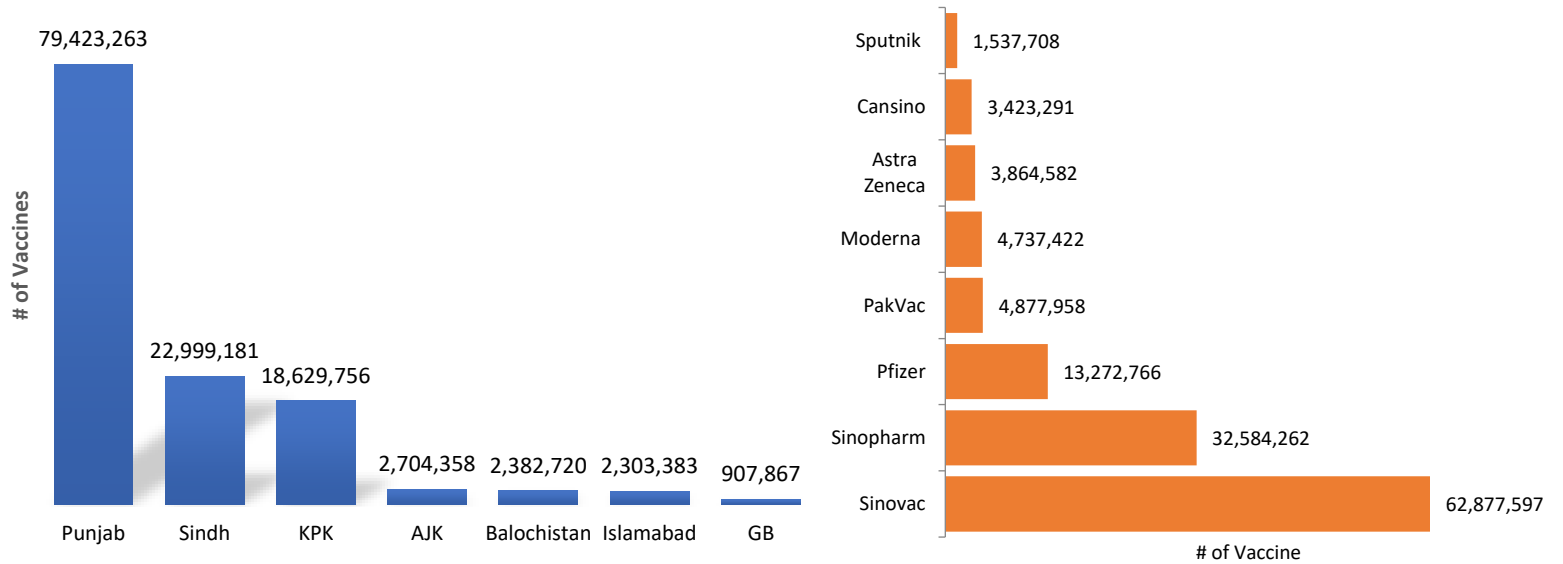
Districts	Hospitalized				Home or elsewhere Isolation
	Stable	On low flow oxygen	On High flow oxygen	On Vent	
Mirpur	00	00	04	00	13
Muzaffarabad	00	00	00	00	02
Quetta	00	00	01	00	23
Gilgit	00	04	00	00	00
Islamabad	00	35	23	08	289
Abbottabad	00	03	05	00	08
Peshawar	00	21	80	22	181
Swat	00	01	03	00	09
Bahawalpur	00	06	00	00	33
Faisalabad	00	06	21	02	2,512
Gujranwala	00	00	03	00	11
Lahore	03	03	57	29	2,434
Multan	00	19	00	04	1,030
Rawalpindi	02	10	08	03	160
Hyderabad	00	03	03	01	363
Karachi	00	58	42	10	1,961

Provinces	Lab Status				Hospitalized				Home Isolation	Total Recovered	Total Deaths
	Tested		Positive		Stable	Oxygen		On Vent.			
	Last 24hrs	Total (PCR+RA)	Last 24hrs	Total		On low flow	On High flow				
AJK	233	322,445	05	34,600	01	01	05	00	36	33,814	743
Balochistan	647	485,016	03	33,522	00	02	01	00	39	33,117	363
GB	267	215,202	03	10,425	00	04	00	00	11	10,224	186
Islamabad	5,082	2,299,787	20	108,042	00	35	23	08	289	106,725	962
KP	9,324	3,638,028	50	180,564	00	51	142	22	518	173,952	5,879
Punjab	17,693	8,549,447	65	443,747	14	120	165	48	3,367	426,985	13,048
Sindh	9,732	6,918,400	167	477,466	20	64	57	10	4,432	465,252	7,631

SARI/ILI surveillance summary, Week-48, 2021 (229 Sentinel Sites)

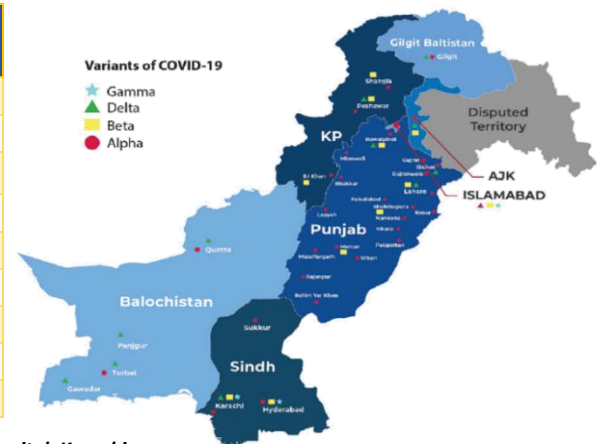
Province	SARI Cases					ILI Cases					Contact Tracing					Sentinel Sites			Bed Occupancy		
	Week-48					Week-48					Week-48					Week-48			Week-48		
	SARI Reported	Tested		Lab Positive		ILI Reported	Tested		Lab Positive		Contact Identified	Contact Lab Tested		Contact Lab Positive		Total Sentinel Sites	Sites Reported		Total Allocated Beds	Occupied Beds	
		No	%	No	%		No	%	No	%		No	%	No	%		No	%		No	%
Islamabad	74	74	100.0	4	5.4	476	360	75.6	9	2.5	22	15	68.2	2	13.3	7	7	100.0	502	62	12.4
Punjab	1002	1002	100.0	27	2.7	2207	1742	78.9	26	1.5	1291	1291	100.0	15	1.2	50	50	100.0	4154	290	7.0
Sindh	493	493	100.0	19	3.9	785	655	83.4	16	2.4	395	366	92.7	25	6.8	65	31	47.7	2431	86	3.5
KP	199	199	100.0	44	22.1	3170	3134	98.9	75	2.4	1470	1456	99.0	14	1.0	30	30	100.0	1666	120	7.2
Balochistan	144	115	79.9	7	6.1	896	343	38.3	12	3.5	207	182	87.9	6	3.3	44	44	100.0	157	69	43.9
AJK	39	37	94.9	1	2.7	267	240	89.9	6	2.5	70	70	100.0	1	1.4	20	13	65.0	647	19	2.9
GB	16	16	100.0	0	0.0	38	38	100.0	0	0.0	0	0	0.0	0	0.0	13	13	100.0	51	0	0.0
Total	1967	1936	98.4	102	5.3	7839	6512	83.1	144	2.2	3455	3380	97.8	63	1.9	229	188	82.1	9608	646	6.7

COVID-19 Vaccination status by province and vaccine doses



COVID-19 sequenced genomes

Province	Wild Type	ALPHA	BETA	GAMMA	DELTA	DELTA +	Total
Punjab	46	371	16	01	461	-	930
Sindh	77	121	235	34	364	-	864
KP	28	48	06	-	24	-	106
Baluchistan	07	03	-	-	56	-	66
Islamabad	246	135	19	01	904	03	1,308
Gilgit	05	-	-	-	15	-	20
AJK	04	04	01	-	02	-	11
Unspecified	27	44	15	01	31	-	118
Totals	440	726	292	37	1,857	03	3,423



Data Source: GISAID : <https://www.gisaid.org>, National Institute of Health, Pakistan, Aga Khan University hospital, Karachi.

The reported data is inclusive of PCR based genotyping for SARS-CoV2 variants and Whole Genome Sequencing information. Variant of Interest data is not including in this report.

Contact Details

Dr Palitha Mahipala

WHO Representative
WHO Country Office
Islamabad – Pakistan
Tel: +92 51 9255183
Email: mahipalap@who.int

Dr Michael Lukwiya

Incident Manager
WHO Country Office
Islamabad - Pakistan
Tel: +92 51 9255184
Email: lukwiyam@who.int