



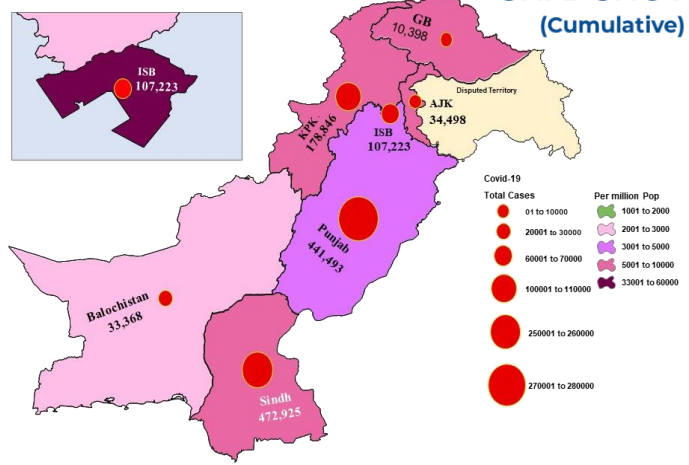
GLOBAL UPDATES (Last 24hr)



Cases - Count

- > 1,000,000
- 500,001 – 1,000,000
- 50,001 – 500,000
- 5,001 – 50,000
- 1 – 5,000
- 0
- No Reported Data
- Not Applicable

PAKISTAN COVID-19 SNAPSHOT (Cumulative)



536,060 Confirmed	7,636 Deaths	39.21% Daily Changes	21.44% Daily Changes	7,084,922,999 Vaccine doses	20,535,097 Suspected	21,280,406 Tests	1,278,751 Confirmed
1,226,906 Recovered	23,270 Active	28,575 Deaths					

PAKISTAN SNAPSHOT (LAST 24hr)

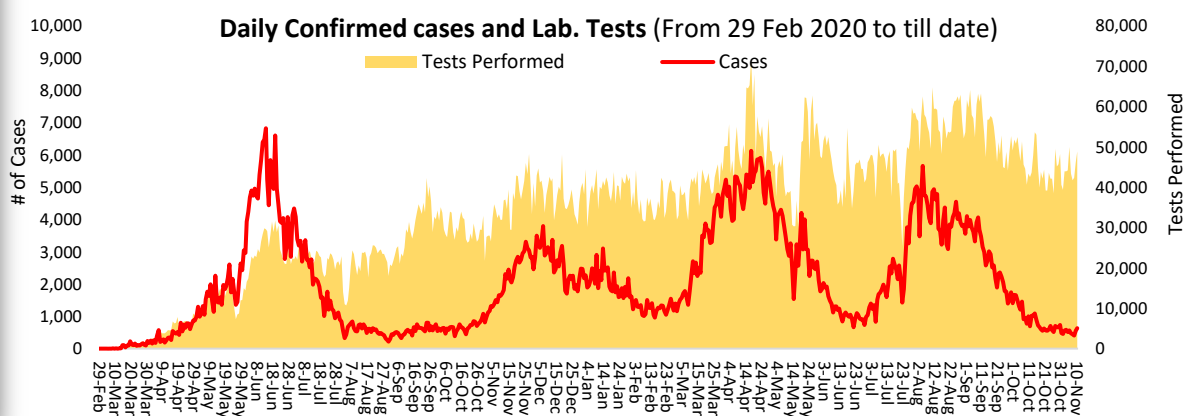
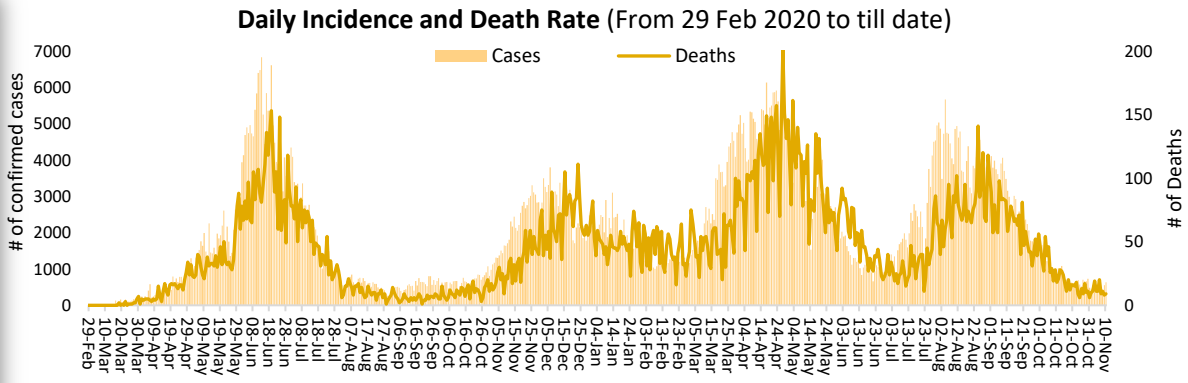
46,164 Suspected	48,882 Tests	637 Confirmed	316 Recovered	1,156 Critical	09 Deaths
----------------------------	------------------------	-------------------------	-------------------------	--------------------------	---------------------

PAKISTAN VACCINE STATS

First Dose
76,784,188
Last 24 hrs:
644,833

Fully Vaccinated
46,660,734
Last 24 hrs:
673,802

Total Doses Administrated
116,131,086
Last 24 hrs:
1,239,916





On 10th November 2021, The Food and Agriculture Organization (FAO) Representative in Pakistan Ms. Florence Rolle paid a courtesy visit to the WHO Country Representative Pakistan Dr Palitha Mahipala at the WHO Country Office Islamabad. During the meeting, Dr. Palitha briefed the FAO representative on the COVID-19 situation and response. He particularly noted the progress in the vaccination drive; over 1 million persons get vaccinated every day. The WR further gave a brief on the joint work by WHO and partners and reiterated on the need for further collaboration in the COVID 19 response.

The FAO representative Ms. Florence appreciated the technical and logistical support by WHO Pakistan to the government in the COVID 19 response. The two officials committed to enhanced collaboration and coordination in support of government programs

Positivity Rate by Major Cities/Districts

Districts	Daily Trend	Test Conducted (Last 24hrs)	Positive Cases (Last 24hrs)	Positivity Rate (%)
Abbottabad		231	0	0.0%
Swat		587	1	0.2%
Peshawar		2037	36	1.8%
Faisalabad		592	8	1.4%
Gujranawala		649	0	0.0%
Gujrat		51	2	3.9%
Lahore		5276	63	1.2%
Multan		1175	7	0.6%
Rawalpindi		410	3	0.7%
Islamabad		2892	25	0.9%
Karachi		6515	66	1.0%
Hyderabad		743	23	3.1%
Mirpur		63	0	0.0%
Muzaffarabad		30	0	0.0%

Summary Table (Major Cities /Districts)

Districts	Hospitalized				Home or elsewhere Isolation
	Stable	On low flow oxygen	On High flow oxygen	On Vent	
Mirpur	00	01	00	00	13
Muzaffarabad	00	01	00	00	04
Quetta	00	00	01	00	66
Gilgit	00	06	00	00	04
Islamabad	00	25	33	11	254
Abbottabad	00	02	08	0	26
Peshawar	00	16	86	20	240
Swat	00	00	08	00	06
Bahawalpur	00	07	08	04	33
Faisalabad	00	05	63	02	2,512
Gujranwala	00	04	01	03	00
Lahore	06	27	93	36	2,434
Multan	00	43	00	01	1,030
Rawalpindi	30	05	22	20	160
Hyderabad	00	03	04	01	1,743
Karachi	04	91	64	13	7,681

Summary Table by Province

Provinces	Lab Status				Hospitalized				Home Isolation	Total Recovered	Total Deaths
	Tested		Positive		Stable	Oxygen		On Vent.			
	Last 24hrs	Total (PCR+RA)	Last 24hrs	Total		On low flow	On High flow				
AJK	214	317,505	03	34,498	01	02	00	00	41	33,713	741
Balochistan	637	463,679	12	33,368	00	00	01	00	112	32,897	358
GB	362	206,883	03	10,398	00	06	00	00	11	10,195	186
Islamabad	2,892	2,182,232	25	107,223	00	25	33	11	254	105,953	947
KP	9,697	3,391,161	73	178,846	00	66	212	20	1,071	171,695	5,782
Punjab	16,422	8,096,036	115	441,493	16	181	328	81	7,060	420,865	12,962
Sindh	18,658	6,622,910	406	472,925	24	98	78	14	13,524	451,588	7,599

Contact Details

Dr Palitha Mahipala
 WHO Representative
 WHO Country Office
 Islamabad – Pakistan
 Tel: +92 51 9255183
 Email: mahipalap@who.int

Dr Michael Lukwiya
 Incident Manager
 WHO Country Office
 Islamabad - Pakistan
 Tel: +92 51 9255184
 Email: lukwiyam@who.int