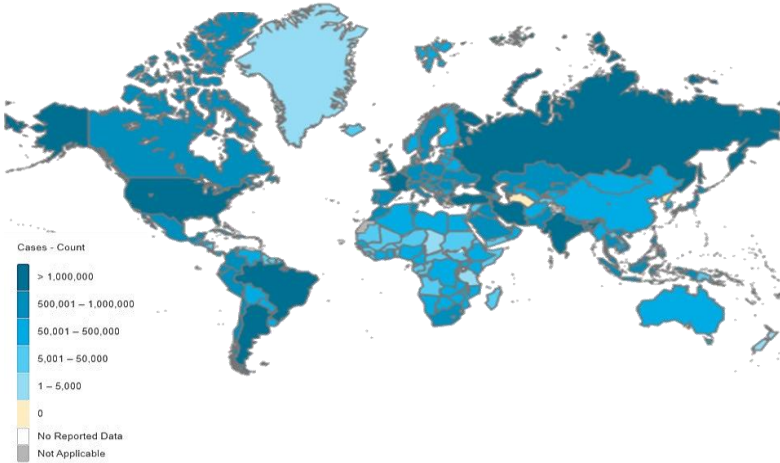




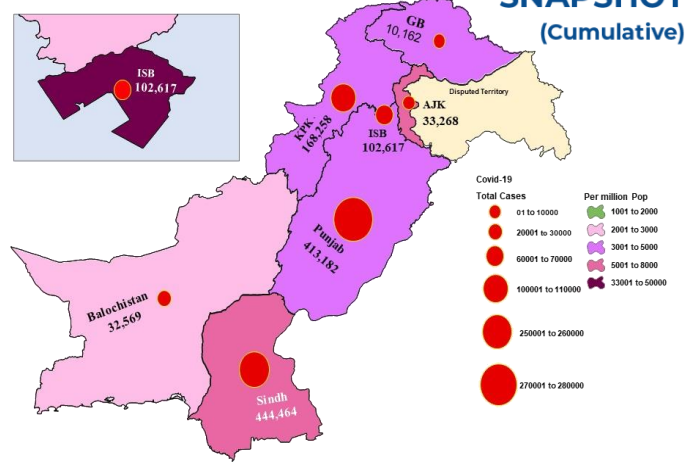
**GLOBAL UPDATES**

On 11<sup>th</sup> September 2021



**PAKISTAN COVID-19 SNAPSHOT**

(Cumulative)



<b>584,433</b> Confirmed	<b>8,091</b> Deaths	<b>0.06%</b> Daily Changes	<b>-26.33%</b> Daily Changes	<b>5,352,927,296</b> Vaccine doses	As on 5 <sup>th</sup> September 2021	<b>17,894,815</b> Suspected	<b>18,468,570</b> Tests	<b>1,204,520</b> Confirmed
<b>1,086,785</b> Recovered	<b>91,015</b> Active	<b>26,720</b> Deaths						

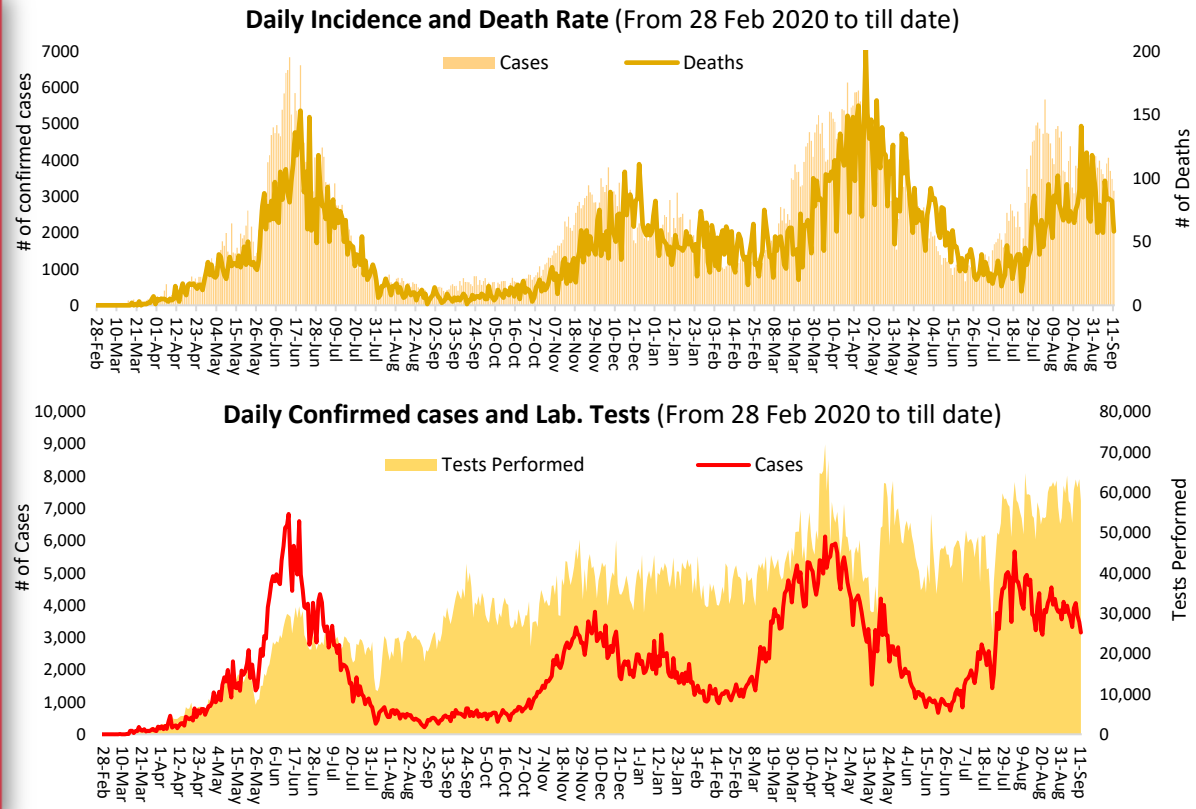
<b>PAKISTAN SNAPSHOT</b> (LAST 24hr)	<b>58,168</b> Suspected	<b>57,792</b> Tests	<b>3,153</b> Confirmed	<b>3,797</b> Recovered	<b>5,370</b> Critical	<b>58</b> Deaths
---	----------------------------	------------------------	---------------------------	---------------------------	--------------------------	---------------------

**PAKISTAN VACCINE STATS**  
On 11<sup>th</sup> September 2021

First Dose  
50,803,582  
Last 24 hrs:  
596,373

Fully Vaccinated  
21,613,626  
Last 24 hrs:  
320,071

Total Doses Administrated  
67,342,288  
Last 24 hrs:  
873,783





On 9<sup>th</sup> September 2021, WHO Country Representative Pakistan Dr Palitha Mahipala while on support supervisory mission to Balochistan, visited Permanent Transit Point (PTP) for Polio vaccination, established at Yaro Levies Check Post Quetta-Chaman Highway. The PTP point is established to facilitate vaccination of children under five in transit. Between 800-1000 children are vaccinated at the check post daily.

During the visit to the PTP, Dr Palitha met the team working at the PTP, inspected the cold chain and mechanism by which vehicles were being stopped and children vaccinated. The WR appreciated the good work being conducted at the PTP and promised to provide vaccine carrier and other accessories to support vaccination at the PTP at Yaro.

**Positivity Rate by Major Cities/Districts**

Districts	Daily Trend	Test Conducted (Last 24hrs)	Positive Cases (Last 24hrs)	Positivity Rate (%)
Abbottabad		663	24	3.6%
Swat		690	31	4.5%
Peshawar		1274	138	10.8%
Faisalabad		1807	99	5.5%
Gujranawala		200	17	8.5%
Gujrat		394	11	2.8%
Lahore		3987	549	13.8%
Multan		1384	76	5.5%
Rawalpindi		2396	157	6.6%
Islamabad		5003	270	5.4%
Karachi		4500	362	8.0%
Hyderabad		1195	131	11.0%
Mirpur		67	9	13.4%
Muzaffarabad		149	3	2.0%

**Summary Table (Major Cities /Districts)**

Districts	Hospitalized				Home or elsewhere Isolation
	Stable	On low flow oxygen	On High flow oxygen	On Vent	
Mirpur	00	01	11	01	263
Muzaffarabad	00	01	06	00	159
Quetta	00	00	03	00	160
Gilgit	00	05	07	00	36
Islamabad	26	124	172	41	4,184
Abbottabad	00	45	66	00	178
Peshawar	00	125	422	41	943
Swat	00	40	127	08	07
Bahawalpur	00	17	85	15	549
Faisalabad	18	44	343	11	2,512
Gujranwala	00	21	59	10	21
Lahore	107	73	312	206	2,432
Multan	02	207	29	88	1,024
Rawalpindi	06	60	134	30	2,143
Hyderabad	06	39	29	01	3,613
Karachi	77	155	293	52	43,987

**Summary Table by Province**

Provinces	Lab Status				Stable	Hospitalized			Home Isolation	Total Recovered	Total Deaths
	Tested		Positive			Oxygen		On Vent.			
	Last 24hrs	Total (PCR+RA)	Last 24hrs	Total		On low flow	On High flow				
AJK	816	288,734	58	33,268	04	11	43	01	1,614	30,877	718
Balochistan	1,050	416,542	20	32,569	03	00	04	00	343	31,877	342
GB	577	181,649	12	10,162	02	09	15	00	276	9,681	179
Islamabad	5,003	1,958,008	270	102,617	26	124	172	41	4,184	97,183	887
KP	11,537	2,787,264	476	168,258	00	543	950	52	6,423	155,040	5,250
Punjab	20,963	7,072,534	1,374	413,182	187	921	1422	405	23,534	374,502	12,211
Sindh	17,846	5,763,839	943	444,464	123	218	386	53	48,926	387,625	7,133

**Contact Details**

**Dr Palitha Mahipala**  
 WHO Representative  
 WHO Country Office  
 Islamabad – Pakistan  
 Tel: +92 51 9255183  
 Email: mahipalap@who.int

**Dr Michael Lukwiya**

Incident Manager  
 WHO Country Office  
 Islamabad - Pakistan  
 Tel: +92 51 9255184  
 Email: lukwiyam@who.int