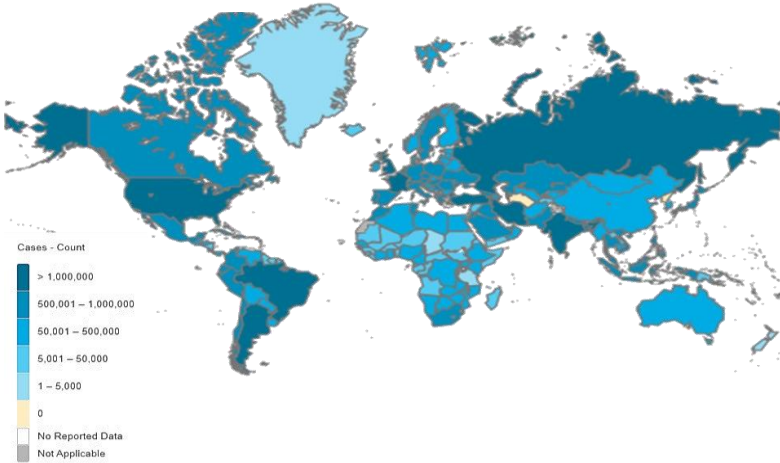


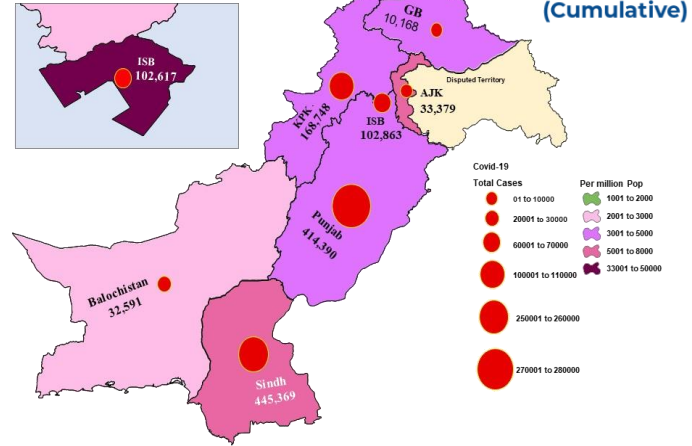


GLOBAL UPDATES

On 11th September 2021



PAKISTAN COVID-19 SNAPSHOT (Cumulative)



584,433 Confirmed	8,091 Deaths	0.06% Daily Changes	-26.33% Daily Changes	5,352,927,296 Vaccine doses	17,975,753 Suspected	18,521,728 Tests	1,207,508 Confirmed
1,090,176 Recovered	90,545 Active	26,787 Deaths					

As on 5th September 2021

PAKISTAN SNAPSHOT (LAST 24hr)

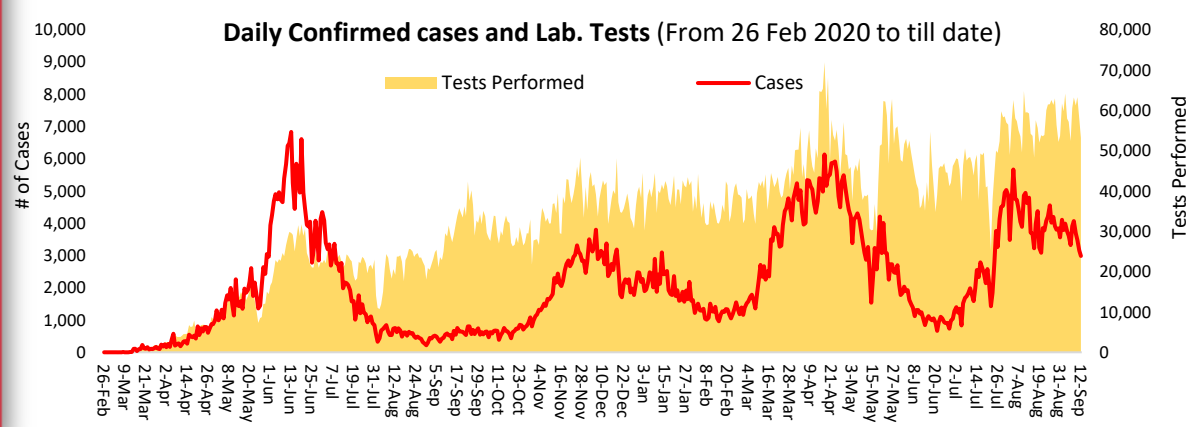
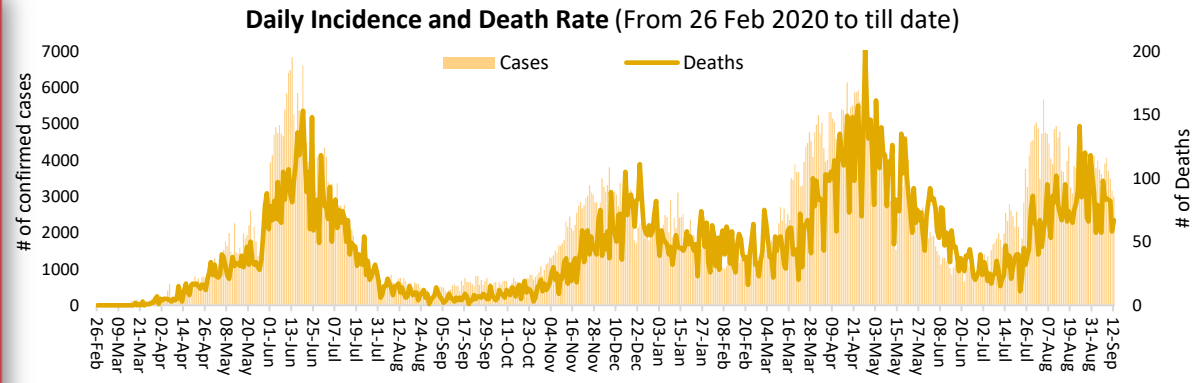
51,938 Suspected	53,158 Tests	2,988 Confirmed	3,391 Recovered	5,066 Critical	67 Deaths
----------------------------	------------------------	---------------------------	---------------------------	--------------------------	---------------------

PAKISTAN VACCINE STATS

First Dose: 51,390,802
Last 24 hrs: 587,092

Fully Vaccinated: 21,962,455
Last 24 hrs: 304,417

Total Doses Administrated: 68,227,337
Last 24 hrs: 885,049





On 13th September 2021, Ministry of National Health Services, Regulation and Coordination (MONHSR&C) in collaboration with World Health Organization Pakistan, launched “Wear a mask, Protect Pakistan” campaign at the WHO country office Islamabad. The function was presided over by the Special Assistant to the Prime Minister on health, Dr Faisal Sultan. Dignitaries including, Secretary Health Mr. Amir Ashraf Khawaja Director General Health Services, MONHSR&C Dr. Rana Muhammad Safdar, graced the occasion. The campaign aim is to promote mask wearing alongside other public health measures.

In his speech, The WHO Country Representative Pakistan, Dr Palitha Mahipala announced WHO donation of 300,000 masks to kickstart the campaign, he further advised on compliance to COVID 19 SOPs.

Dr Faisal appreciated WHO for wholistic support to the government of Pakistan in the COVID-19 response.

Positivity Rate by Major Cities/Districts

Districts	Weekly Trend	Test Conducted (Last 24hrs)	Positive Cases (Last 24hrs)	Positivity Rate (%)
Abbottabad		157	4	2.5%
Swat		293	9	3.1%
Peshawar		1150	127	11.0%
Faisalabad		1584	46	2.9%
Gujernawala		664	16	2.4%
Gujrat		76	9	11.8%
Lahore		5434	662	12.2%
Multan		781	85	10.9%
Rawalpindi		1138	63	5.5%
Islamabad		4103	246	6.0%
Karachi		5021	433	8.6%
Hyderabad		1258	85	6.8%
Mirpur		244	38	15.6%
Muzaffarabad		133	6	4.5%
Gilgit		101	1	1.0%
Skardu		29	2	6.9%

Summary Table (Major Cities /Districts)

Districts	Hospitalized				Home or elsewhere Isolation
	Stable	On low flow oxygen	On High flow oxygen	On Vent	
Mirpur	00	02	11	01	279
Muzaffarabad	01	01	08	00	143
Quetta	00	00	03	00	167
Gilgit	00	05	05	00	39
Islamabad	25	119	172	42	3,858
Abbottabad	00	39	69	00	180
Peshawar	00	77	405	39	992
Swat	00	26	118	07	33
Bahawalpur	00	17	85	15	549
Faisalabad	18	44	343	11	2,512
Gujranwala	00	16	57	11	21
Lahore	106	73	307	207	2,432
Multan	02	209	27	88	1,024
Rawalpindi	03	47	90	30	2,143
Hyderabad	06	39	29	01	3,681
Karachi	78	153	283	55	44,089

Summary Table by Province

Provinces	Lab Status				Stable	Hospitalized			Home Isolation	Total Recovered	Total Deaths
	Tested		Positive			Oxygen		On Vent.			
	Last 24hrs	Total (PCR+RA)	Last 24hrs	Total		On low flow	On High flow				
AJK	1,049	289,783	111	33,379	04	11	44	01	1,560	31,038	721
Balochistan	930	417,472	22	32,591	03	00	04	00	329	31,913	342
GB	489	182,138	6	10,168	05	07	13	00	277	9,685	181
Islamabad	4,103	1,962,111	246	102,863	25	119	172	42	3,858	97,758	889
KP	11,052	2,798,316	490	168,748	00	456	821	49	6,744	155,408	5,270
Punjab	19,038	7,091,572	1,208	414,390	198	899	1,368	410	23,412	375,878	12,225
Sindh	16,497	5,780,336	905	445,369	124	217	377	56	48,940	388,496	7,159

Contact Details

Dr Palitha Mahipala
 WHO Representative
 WHO Country Office
 Islamabad – Pakistan
 Tel: +92 51 9255183
 Email: mahipalap@who.int

Dr Michael Lukwiya
 Incident Manager
 WHO Country Office
 Islamabad - Pakistan
 Tel: +92 51 9255184
 Email: lukwiyam@who.int