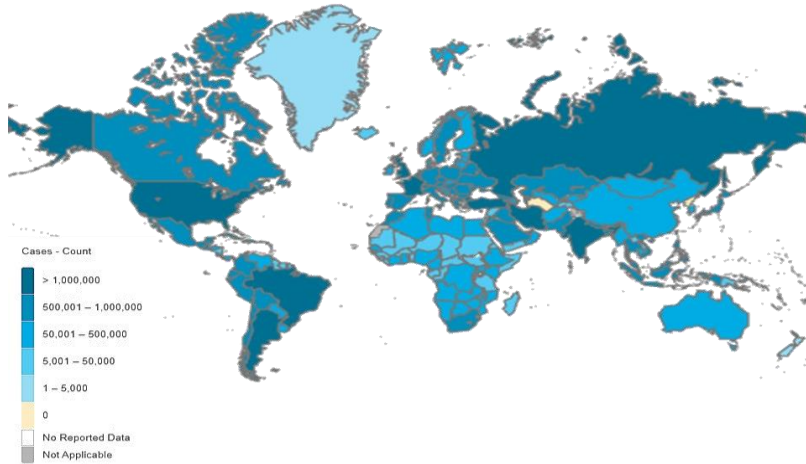


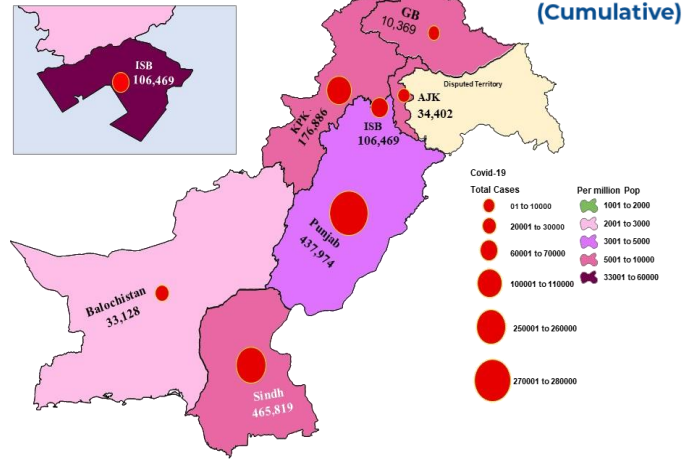


GLOBAL UPDATES

As on 16th October 2021



PAKISTAN COVID-19 SNAPSHOT (Cumulative)



422,625 Confirmed	7,300 Deaths	-7.90% Daily Changes	-4.28% Daily Changes	6,495,672,032 Vaccine doses	19,630,435 Suspected	20,235,921 Tests	1,265,047 Confirmed
1,210,897 Recovered	25,870 Active	28,280 Deaths					

PAKISTAN SNAPSHOT (LAST 24hr)

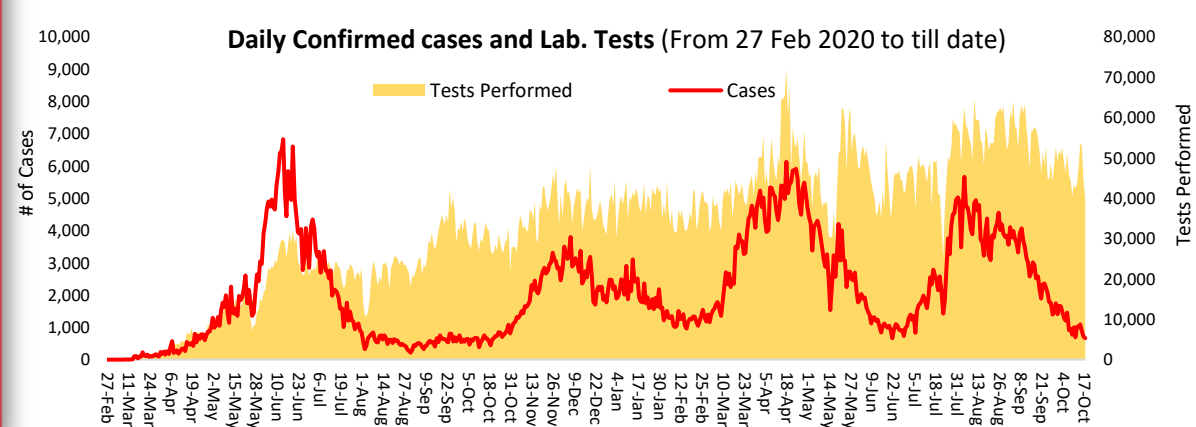
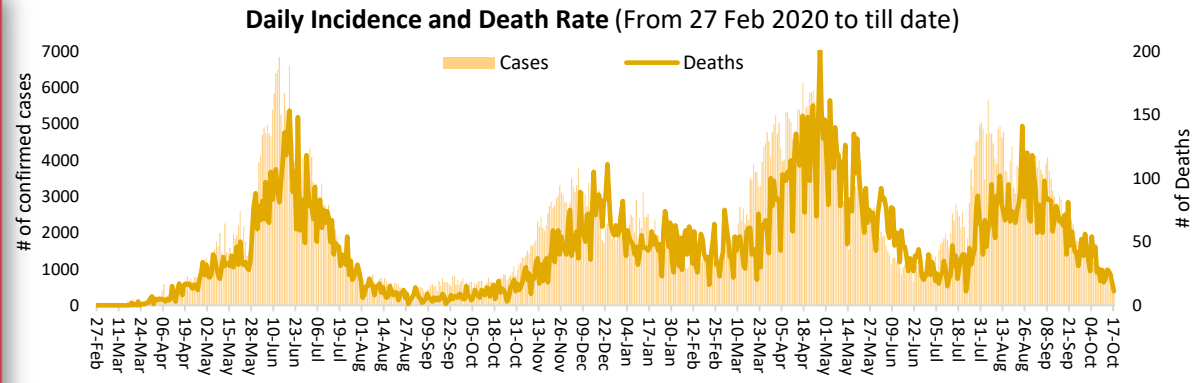
39,194 Suspected	39,902 Tests	663 Confirmed	1,019 Recovered	1,913 Critical	11 Deaths
----------------------------	------------------------	-------------------------	---------------------------	--------------------------	---------------------

PAKISTAN VACCINE STATS
As on 17th October 2021

First Dose
65,962,154
Last 24 hrs:
403,877

Fully Vaccinated
36,792,543
Last 24 hrs:
512,637

Total Doses Administrated
96,016,932
Last 24 hrs:
916,514





On 18th October 2021, WHO Country Representative Pakistan Dr Palitha Mahipala conducted a support supervisory visit to the COVID-19 mass vaccination center at F-9 park, Islamabad. The WR was received by the District Health Officer (DHO), Islamabad Dr Zaeem Zia and the vaccination team deployed at the facility. This vaccination facility is supported by WHO. Dr Zaeem informed the WR that 85% of the target population in Islamabad have received the first dose of COVID-19 vaccine. He appreciated WHO support to the vaccination drive in Islamabad.

The DHO updated the WR on the response to the ongoing upsurge of dengue cases in Islamabad. Dr Palitha appreciated the front-line health workers for their commitment to the COVID-19 vaccination drive. He pledged to support the DHO to respond to Dengue especially in awareness raising, surveillance and vector control.

Positivity Rate by Major Cities/Districts

Districts	Weekly Trend	Test Conducted (Last 24hrs)	Positive Cases (Last 24hrs)	Positivity Rate (%)
Abbottabad		331	3	0.9%
Swat		740	4	0.5%
Peshawar		1133	39	3.4%
Faisalabad		835	9	1.1%
Gujernawala		1135	0	0.0%
Gujrat		83	0	0.0%
Lahore		4024	110	2.7%
Multan		847	7	0.8%
Rawalpindi		953	15	1.6%
Islamabad		2277	24	1.1%
Karachi		3969	61	1.5%
Hyderabad		1157	64	5.5%
Mirpur		37	0	0.0%
Muzaffarabad		30	0	0.0%
Gilgit		118	0	0.0%
Skardu		0	0	-

Summary Table (Major Cities /Districts)

Districts	Hospitalized				Home or elsewhere Isolation
	Stable	On low flow oxygen	On High flow oxygen	On Vent	
Mirpur	00	01	05	00	36
Muzaffarabad	00	00	02	00	03
Quetta	00	00	07	00	49
Gilgit	00	03	02	00	25
Islamabad	09	49	61	21	866
Abbottabad	00	09	20	00	51
Peshawar	00	34	139	38	506
Swat	00	03	20	03	00
Bahawalpur	00	05	10	07	549
Faisalabad	00	17	96	04	2,512
Gujranwala	00	05	8	04	21
Lahore	15	39	141	90	2,432
Multan	00	72	14	40	1,024
Rawalpindi	79	12	30	05	2,143
Hyderabad	00	08	09	02	1,656
Karachi	04	85	93	13	7,278

Summary Table by Province

Provinces	Lab Status				Hospitalized				Home Isolation	Total Recovered	Total Deaths
	Tested		Positive		Stable	Oxygen		On Vent.			
	Last 24hrs	Total (PCR+RA)	Last 24hrs	Total		On low flow	On High flow				
AJK	288	311,743	05	34,402	00	03	10	00	166	33,483	740
Balochistan	805	450,180	08	33,128	00	02	07	00	120	32,647	352
GB	402	197,301	00	10,369	00	03	02	00	70	10,108	186
Islamabad	2,277	2,104,759	24	106,469	09	49	61	21	866	104,526	937
KP	9,639	3,167,766	112	176,886	00	128	327	42	2,616	168,087	5,686
Punjab	15,020	7,718,566	181	437,974	36	282	536	193	8,432	415,646	12,849
Sindh	11,471	6,285,606	333	465,819	32	102	130	15	11,610	446,400	7,530

Contact Details

Dr Palitha Mahipala
 WHO Representative
 WHO Country Office
 Islamabad – Pakistan
 Tel: +92 51 9255183
 Email: mahipalap@who.int

Dr Michael Lukwiya

Incident Manager
 WHO Country Office
 Islamabad - Pakistan
 Tel: +92 51 9255184
 Email: lukwiyam@who.int