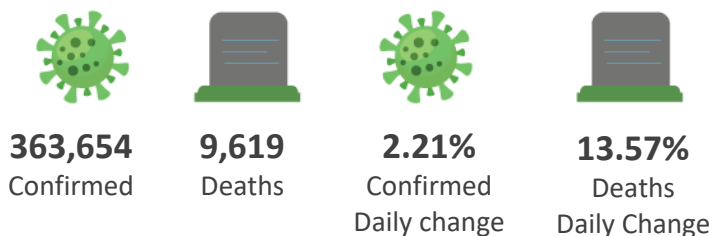


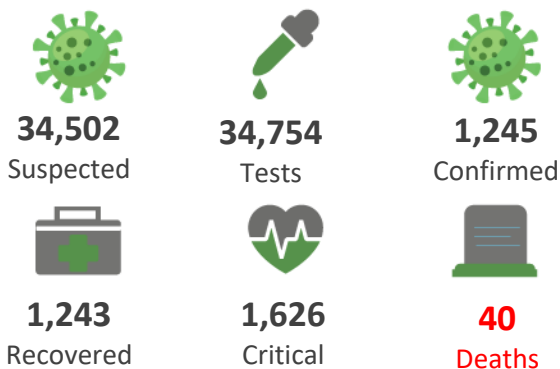


COVID-19 SITUATION REPORT

GLOBAL UPDATES (Last 24hr)

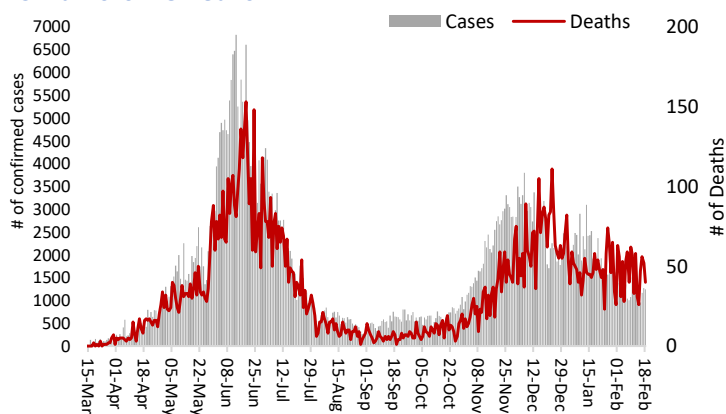


PAKISTAN UPDATES (Last 24hr)

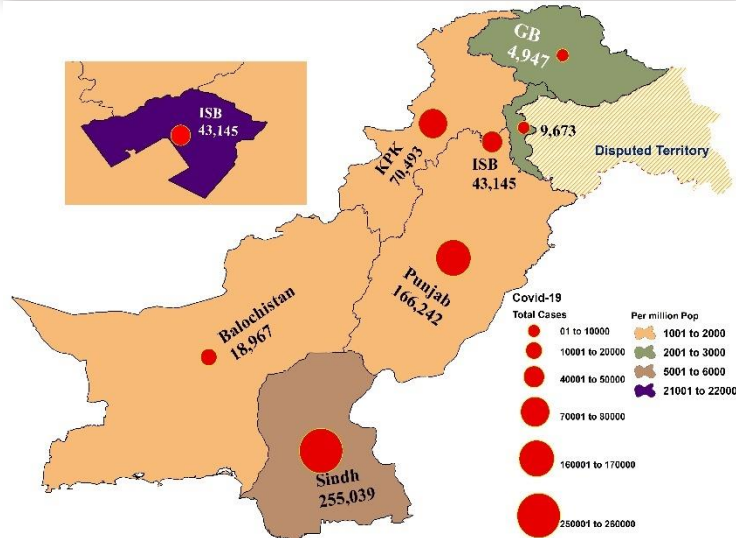


INCIDENCE & DEATHS BY DATE

13-Mar 2020 - 18-Feb 2021



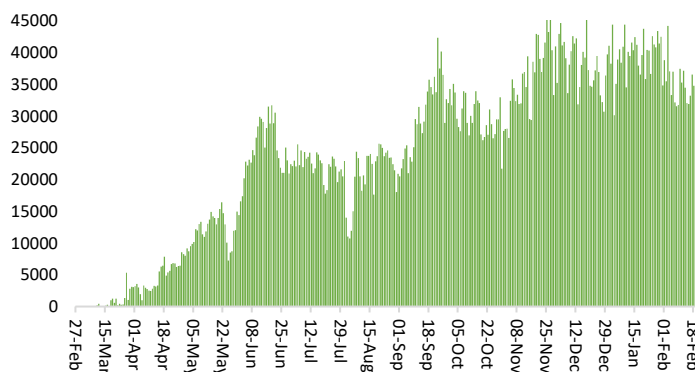
TOTAL CASES & CASES PER MILLION POP.



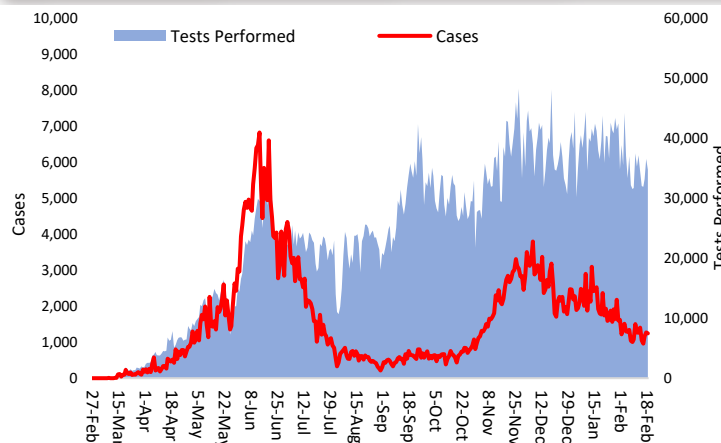
Pakistan reported **1,245** new cases of COVID-19 on **18th February 2021**. The total number of cases notified since the beginning of the outbreak is **568,506** with **12,527** deaths (**CFR: 2.20%**). Out of the total **24,139** currently active cases **2,070** cases are hospitalized.

LAB TEST (PCR + RA) CONDUCTED BY DATE

26-Feb 2020 - 18-Feb 2021



TESTS PERFORMED VS CASES



Funds

Funds Requested: 34 Million USD
Gaps: 14.98 Million USD

WHO appreciates the contribution of donors (DFID, BMGF, DFATD Canada, JICA, UNOCHA, ECHO, South Korea, Czech Republic and Germany) to support Government of Pakistan towards COVID-19 through WHO Pakistan.



MEETINGS & COORDINATION

On 18th February 2021, the WHO Country Representative Pakistan, Dr Palitha Mahipala while on mission to Punjab to monitor the implementation of Patient Safety Friendly Hospital Initiative received a shield of appreciation from Dr Yasmin Rashid the Provincial Minister of Health Punjab. The shield was given to Dr Palitha in recognition of his dedication and tremendous support to Punjab province during the response to the ongoing outbreak of COVID-19 in Pakistan.

Speaking at the occasion, Dr Palitha expressed that the Health Department Punjab and WHO partnership on the Patient Safety Friendly Hospital Initiative was producing encouraging results. Dr Palitha assured the minister that WHO Pakistan will continue its support to government of Punjab. The WR also visited Thalassemia Prevention Hospital.

POSITIVITY RATE BY MAJOR CITIES/DISTRICTS

Last 24 hrs

City/District	Tests Conducted last 24hrs	Tests Positive last 24hrs
Gujranwala	115	10.4%
Mirpur	180	8.9%
Faisalabad	1,049	6.0%
Lahore	5,312	5.9%
Karachi	4,158	5.4%
Peshawar	1,433	5.1%
Rawalpindi	413	3.6%
Islamabad	3,456	3.4%
Muzaffarabad	103	2.9%
Swat	616	2.3%
Multan	272	1.8%
Quetta	663	0.9%
Bahawalpur	112	0.9%
Gilgit	109	0.9%
Abbotabad	602	0.7%

SUMMARY TABLE (MAJOR CITIES/DISTRICTS)

Districts	Hospitalized				Home or elsewhere Isolation
	Stable	On low flow oxygen	On High flow oxygen	On Vent	
Faisalabad	06	08	50	01	614
Gujranwala	00	00	04	00	38
Lahore	218	79	130	86	2,432
Multan	07	46	17	18	50
Rawalpindi	34	46	40	06	153
Karachi	39	79	244	55	11,431
Hyderabad	00	17	01	00	587
Abbottabad	00	18	02	00	35
Peshawar	00	29	179	30	549
Swat	00	02	17	00	87
Quetta	00	00	01	00	48
Islamabad	13	54	45	28	1,378
Muzaffarabad	04	02	00	00	18
Gilgit	00	03	00	00	00

SUMMARY TABLE BY PROVINCE

Provinces	Lab Status				Hospitalized				Home Isolation	Total Recovered	Total Deaths
	Tested		Positive		Stable	Oxygen		On Vent.			
	Last 24hrs	Total (PCR+RA)	Last 24hrs	Total		On low flow	On High flow				
AJK	764	117,551	44	9,673	10	09	28	00	476	8,865	285
Balochistan	725	186,227	09	18,967	00	00	01	00	92	18,675	199
GB	467	84,171	02	4,947	00	03	02	00	24	4,816	102
Islamabad	3,456	1,072,151	116	43,145	13	54	45	28	1,378	41,139	488
KP	6,430	1,068,687	187	70,493	00	114	243	31	1,694	66,391	2,020
Punjab	12,049	3,159,401	526	166,242	372	272	263	127	6,118	153,924	5,166
Sindh	10,863	2,914,327	361	255,039	49	100	251	55	12,287	238,030	4,267

Contact Details

Dr Palitha Mahipala

WHO Representative
WHO Country Office
Islamabad - Pakistan
Tel: +92 51 9255183
Email: mahipalap@who.int

Dr Michael Lukwiya

Incident Manager
WHO Country Office
Islamabad - Pakistan
Tel: +92 51 9255184
Email: lukwiyam@who.int