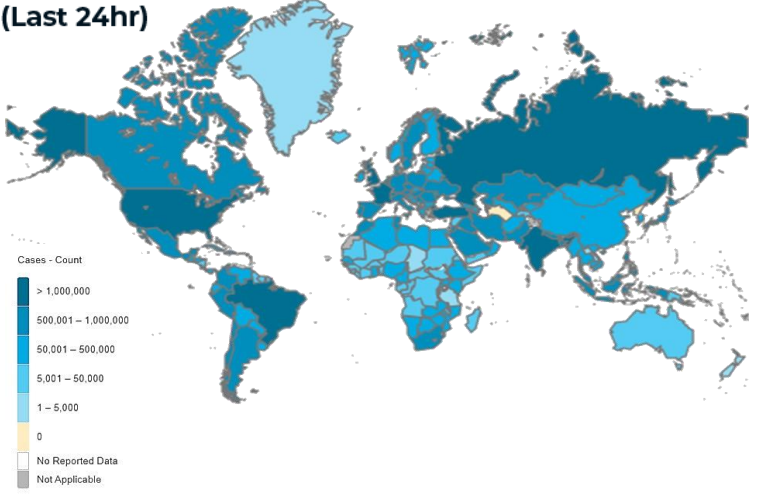




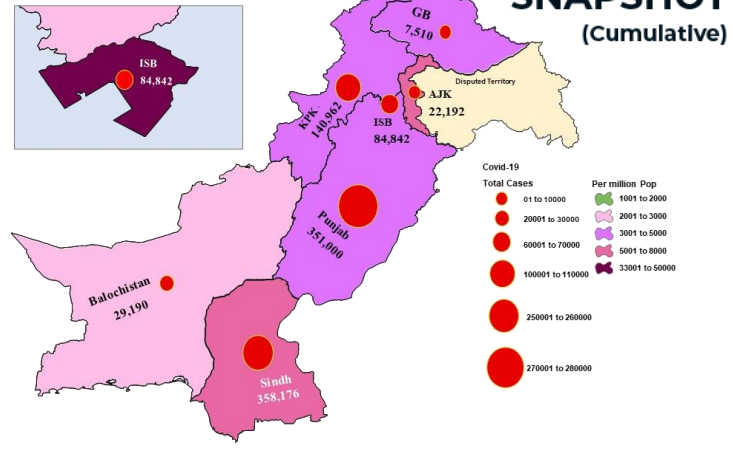
PAKISTAN COVID-19 SITUATION REPORT

Tuesday, 20th July 2021 (1 year & 145 Days)

GLOBAL UPDATES (Last 24hr)



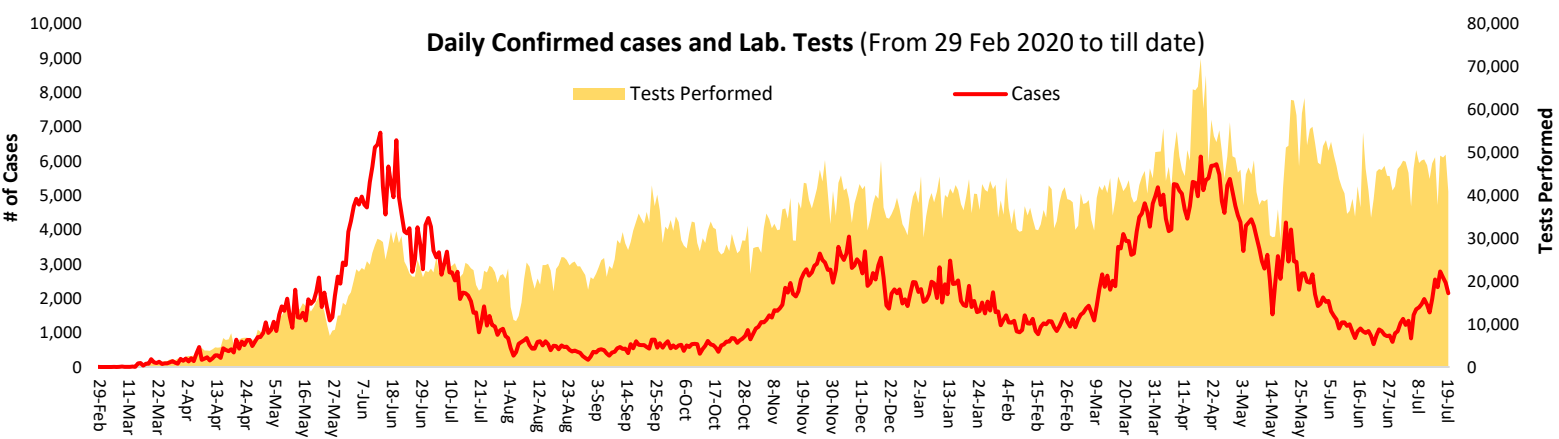
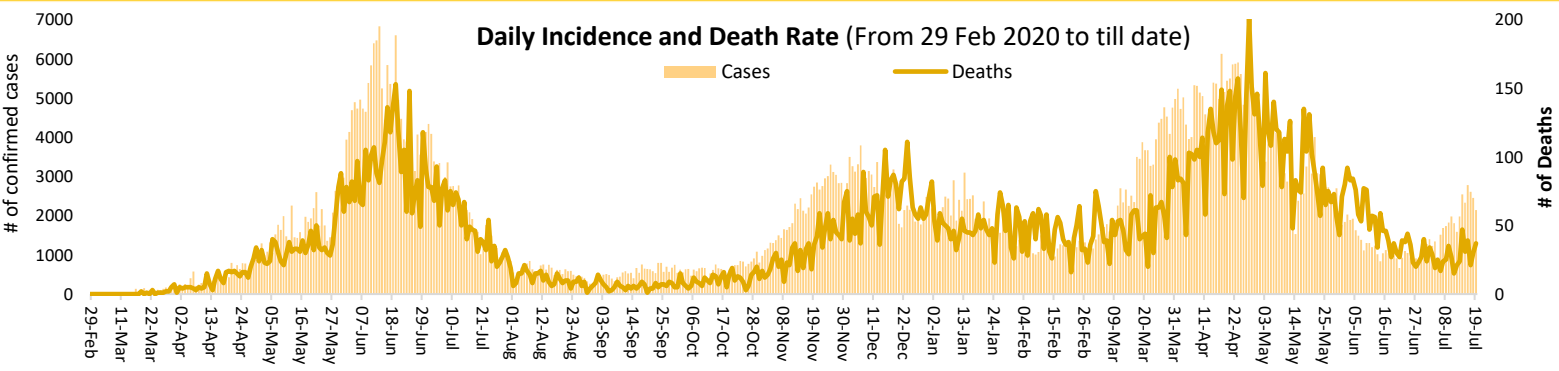
PAKISTAN COVID-19 SNAPSHOT (Cumulative)



427,576 Confirmed	7,145 Deaths	-16.24% Daily Changes	-14.37% Daily Changes	15,001,948 Suspected	15,484,282 Tests	993,872 Confirmed
921,095 Recovered	49,929 Active	22,848 Deaths				

PAKISTAN SNAPSHOT (LAST 24hr)

36,484 Suspected	40,805 Tests	2,145 Confirmed	1,029 Recovered	2,589 Critical	37 Deaths
----------------------------	------------------------	---------------------------	---------------------------	--------------------------	---------------------



FUNDS
Funds Requested: 34 Million USD
Gaps: 14.98 million USD

WHO appreciates the contribution of donors (FCDO, BMGF, DFATD Canada, JICA, UNOCHA, ECHO, South Korea, Czech Republic and Germany) to support Government of Pakistan towards, COVID-19 through WHO Pakistan.



Celebrating Eid ul-Adha this year?

If you are performing the ritual animal slaughtering, remember to stay safe through physical distancing and proper hand hygiene while collecting, packaging, storing and distributing your meat.

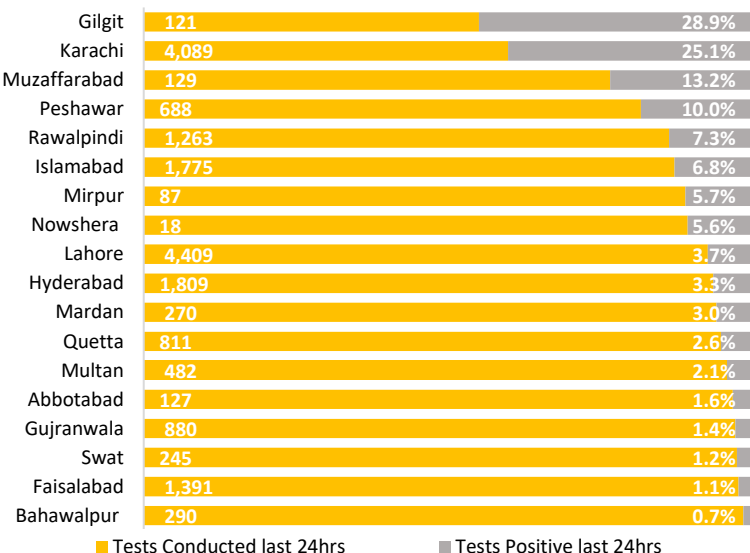


Celebrating Eid ul-Adha this year?

If you are performing Eid prayers, remember to wear a mask and practice physical distancing while you pray. Greet your fellow worshippers without physical contact, and don't forget a prayer for the sick.

Positivity Rate by Major Cities/Districts

Last 24 hrs



Summary Table (Major Cities /Districts)

Districts	Hospitalized				Home or elsewhere Isolation
	Stable	On low flow oxygen	On High flow oxygen	On Vent	
Mirpur	00	00	01	00	29
Muzaffarabad	05	06	13	01	600
Quetta	00	00	09	00	553
Gilgit	05	24	26	00	398
Islamabad	00	70	79	21	1,951
Abbottabad	00	57	04	00	128
Peshawar	00	28	167	16	726
Swat	00	02	06	00	37
Bahawalpur	00	03	14	04	23
Faisalabad	19	33	66	04	2,512
Gujranwala	00	03	06	04	02
Lahore	44	55	126	82	2,432
Multan	01	41	07	18	1,024
Rawalpindi	06	52	77	11	138
Hyderabad	03	13	00	00	2,177
Karachi	71	199	642	64	26,991

Summary Table by Province

Provinces	Lab Status				Hospitalized				Home Isolation	Total Recovered	Total Deaths
	Tested		Positive		Stable	Oxygen		On Vent.			
	Last 24hrs	Total (PCR+RA)	Last 24hrs	Total		On low flow	On High flow				
AJK	610	229,843	76	22,192	11	13	22	01	1,485	20,058	602
Balochistan	1,326	329,697	80	29,190	15	13	09	00	1,494	27,340	319
GB	596	143,344	96	7,510	07	27	31	00	815	6,510	120
Islamabad	1,775	1,726,050	120	84,842	00	70	79	21	1,951	81,934	787
KP	7,276	2,254,071	144	140,962	00	227	265	16	1,778	134,285	4,391
Punjab	17,428	5,982,376	382	351,000	130	328	372	143	9,260	329,875	10,892
Sindh	11,794	4,818,901	1,247	358,176	144	224	664	64	30,250	321,093	5,737

Contact Details

Dr Palitha Mahipala

WHO Representative
WHO Country Office
Islamabad – Pakistan
Tel: +92 51 9255183
Email: mahipalap@who.int

Dr Michael Lukwiya

Incident Manager
WHO Country Office
Islamabad - Pakistan
Tel: +92 51 9255184
Email: lukwiyam@who.int