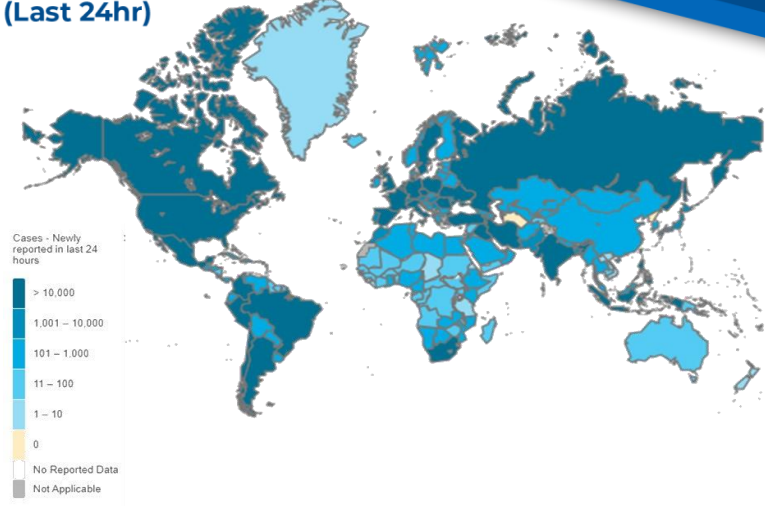


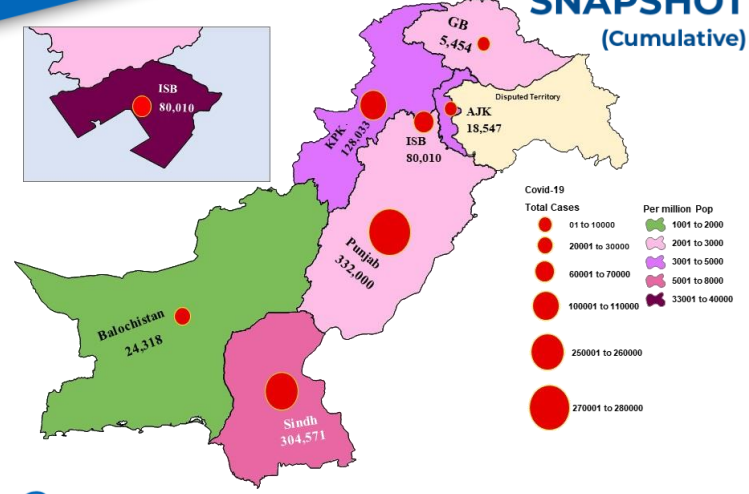
PAKISTAN COVID-19 SITUATION REPORT



GLOBAL UPDATES (Last 24hr)



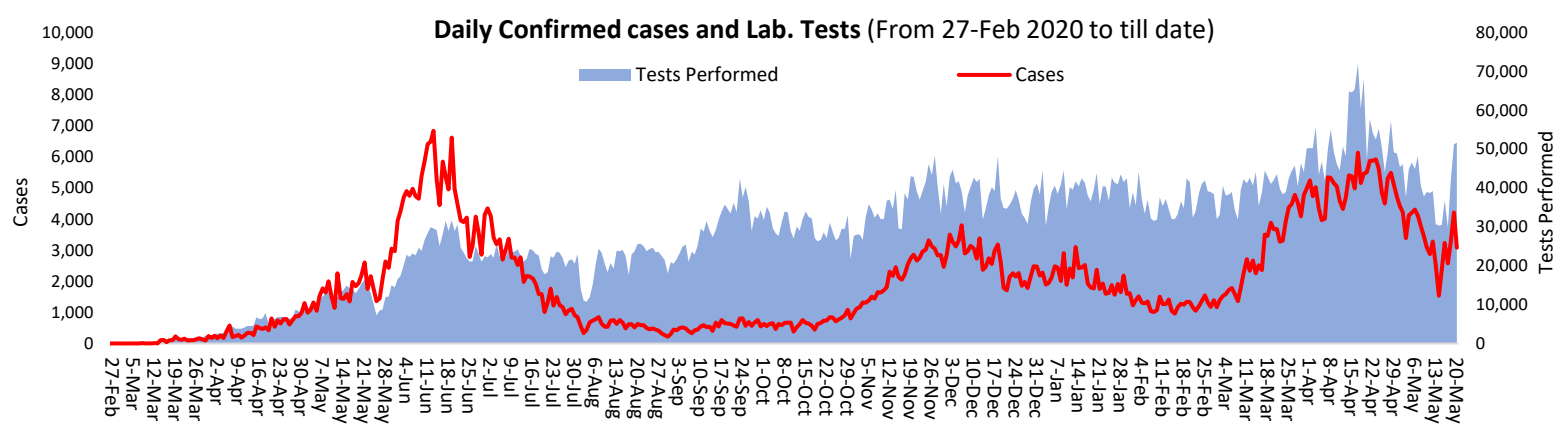
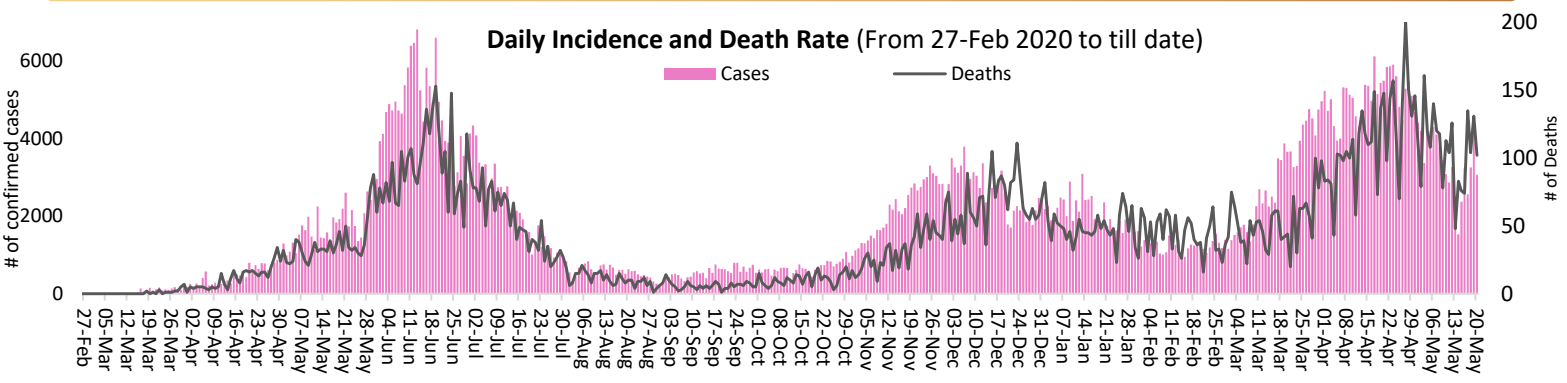
PAKISTAN COVID-19 SNAPSHOT (Cumulative)



638,247 Confirmed	13,247 Deaths	14.09% Daily Changes	21.61% Daily Changes	12,233,621 Suspected	12,654,997 Tests	893,461 Confirmed
810,143 Recovered	63,229 Active	20,089 Deaths				

PAKISTAN SNAPSHOT (LAST 24hr)

51,187 Suspected	51,528 Tests	3,070 Confirmed	6,021 Recovered	4,424 Critical	102 Deaths
----------------------------	------------------------	---------------------------	---------------------------	--------------------------	----------------------



FUNDS

Funds Requested: 34 Million USD
Gaps: 14.98 million USD

WHO appreciates the contribution of donors (FCDO, BMGF, DFATD Canada, JICA, UNOCHA, ECHO, South Korea, Czech Republic and Germany) to support Government of Pakistan towards, COVID-19 through WHO Pakistan.

Meeting and Coordination



On the 20th May 2021, WHO Country Representative Pakistan Dr Palitha Mahipala met with the honorable Deputy Head of Mission, Embassy of the Republic of Korea to Pakistan Mr June Seo Park at WHO Country Office, Islamabad.

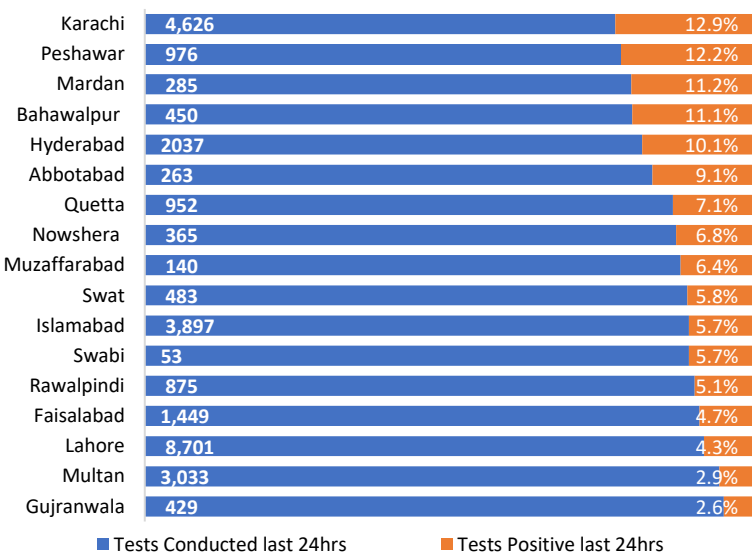
The two discussed the trend of COVID-19 cases, globally, regionally and in Pakistan. Dr Palitha briefed Mr. June on WHO current and planned support to the national COVID 19 response including the financial implication of the support.

Dr Palitha appreciated the honorable ex-ambassador of the Republic of Korea, Mr. Kwak Sung Kyu for his extraordinary commitment to support Public Health Emergency response in Pakistan during 2019-2020 and presented a shield in recognition of his support.

In response Mr. June Seo Park expressed his gratitude to WHO for their continued support to Pakistan in combating COVID-19 epidemic.

Positivity Rate by Major Cities/Districts

Last 24 hrs



Summary Table (Major Cities /Districts)

Districts	Hospitalized				Home or elsewhere Isolation
	Stable	On low flow oxygen	On High flow oxygen	On Vent	
Mirpur	00	00	12	00	144
Muzaffarabad	02	11	10	00	308
Quetta	00	02	21	00	780
Gilgit	00	05	03	00	15
Islamabad	14	106	145	35	7,587
Abbottabad	00	55	09	00	125
Peshawar	00	84	323	44	268
Swat	00	18	60	03	188
Bahawalpur	00	20	60	21	640
Faisalabad	11	35	230	16	2,512
Gujranwala	00	15	57	06	15
Lahore	77	89	312	200	2,432
Multan	01	147	14	82	1,024
Rawalpindi	06	65	104	26	786
Hyderabad	15	25	37	00	3,934
Karachi	30	144	438	61	14,456

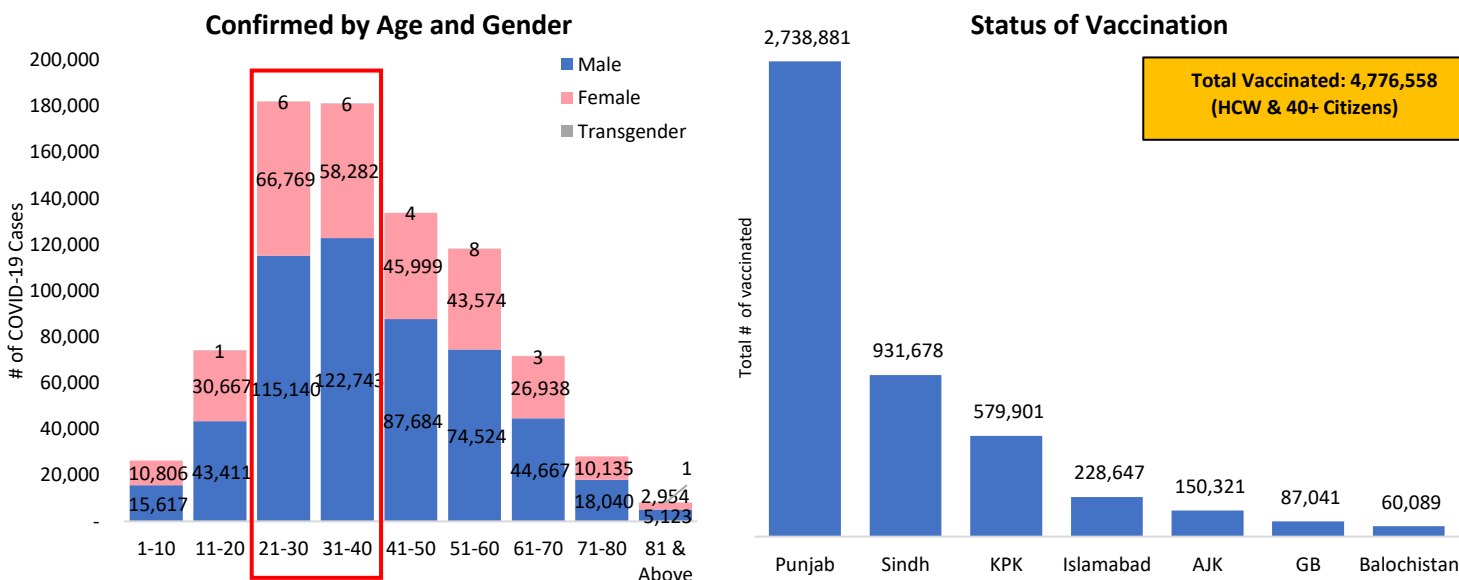
Summary Table by Province

Provinces	Lab Status				Hospitalized				Home Isolation	Total Recovered	Total Deaths
	Tested		Positive		Stable	Oxygen		On Vent.			
	Last 24hrs	Total (PCR+RA)	Last 24hrs	Total		On low flow	On High flow				
AJK	868	188,854	78	18,547	04	19	37	00	1,650	16,314	523
Balochistan	1,377	255,099	95	24,318	00	02	21	00	1,000	23,025	270
GB	298	116,769	2	5,454	00	07	04	00	54	5,282	107
Islamabad	3,897	1,538,730	221	80,010	14	106	145	35	7,587	71,382	741
KP	7,693	1,721,624	528	128,561	00	398	628	51	5,836	117,773	3,875
Punjab	20,272	4,907,589	898	332,000	367	735	1,019	391	22,605	297,179	9,704
Sindh	17,123	3,926,332	1,248	304,571	61	189	574	63	19,627	279,188	4,869

SARI/ILI Surveillance Summary, Week-19, 2021 (245 Sentinel Sites)

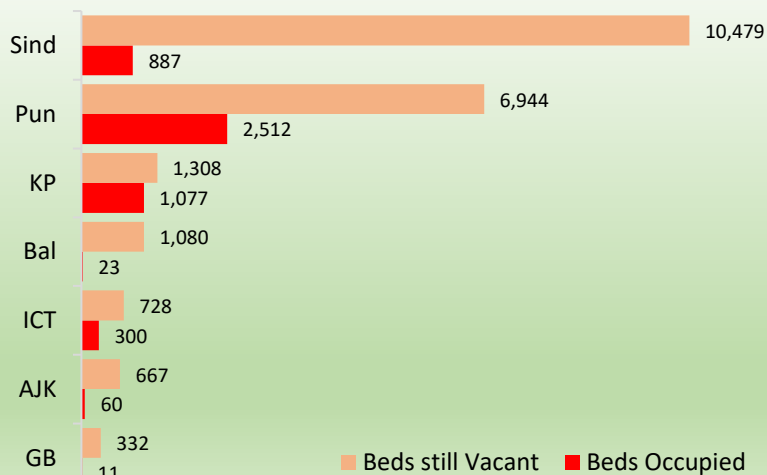
Province	SARI Cases					ILI Cases					Contact Tracing					Sentinel Sites			Bed Occupancy		
	Week-19					Week-19					Week-19					Week-19			Week-19		
	SARI Reported	Tested		Lab Positive		ILI Reported	Tested		Lab Positive		Contact Identified	Contact Lab Tested		Contact Lab Positive	Total Sentinel Sites	Sites Reported		Total Allocated Beds	Occupied Beds		
		No	%	No	%		No	%	No	%		No	%			No	%		No	%	
Islamabad	160	160	100.0	46	28.7	123	65	52.8	14	21.5	642	430	67.0	180	41.9	7	7	100.0	937	412	43.9
Punjab	901	875	97.1	153	17.5	1066	787	73.8	111	14.1	1858	1855	99.6	51	2.7	50	50	100.0	5449	1544	28.3
Sindh	312	274	87.8	55	20.1	1016	477	46.9	58	12.1	2161	2009	92.9	179	8.9	65	63	96.9	7520	3586	47.7
KP	490	490	100.0	225	45.9	3245	3084	95.1	643	20.8	2942	2690	91.4	292	10.9	30	30	100.0	1838	805	43.8
Balochistan	455	453	99.6	68	15.1	2644	1417	53.6	156	11.0	1413	1387	98.2	75	5.4	84	78	92.8	399	47	11.8
AJK	318	318	100.0	121	38.1	259	259	100.0	49	18.9	1430	1430	100.0	112	7.8	9	9	100.0	588	348	59.2
Total	2636	2570	97.5	668	25.9	8353	6089	72.9	1031	16.9	10446	9801	93.8	889	9.1	245	237	96.7	16731	6742	40.3

COVID-19 Cases by Age & Gender and Vaccination Status

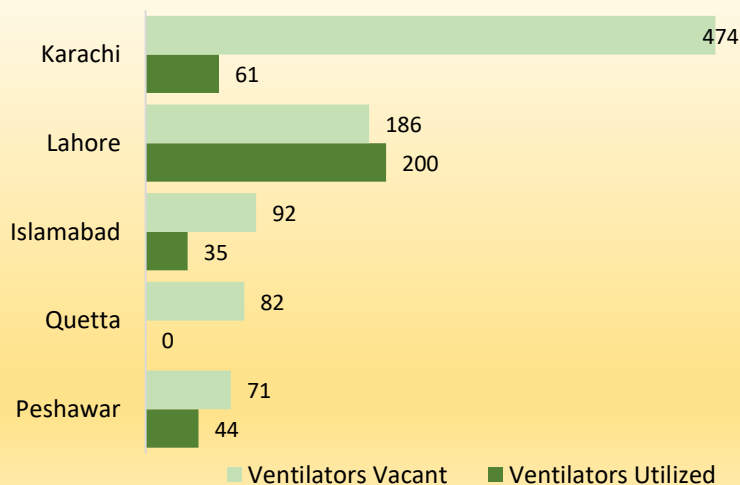


Health System Capacity

Dedicated COVID Bed Occupancy



COVID Ventilator Utilization, Provincial Capitals



Contact Details

Dr Palitha Mahipala

WHO Representative
WHO Country Office
Islamabad - Pakistan
Tel: +92 51 9255183
Email: mahipalap@who.int

Dr Michael Lukwiya

Incident Manager
WHO Country Office
Islamabad - Pakistan
Tel: +92 51 9255184
Email: lukwiyam@who.int