



# SITUATION REPORT

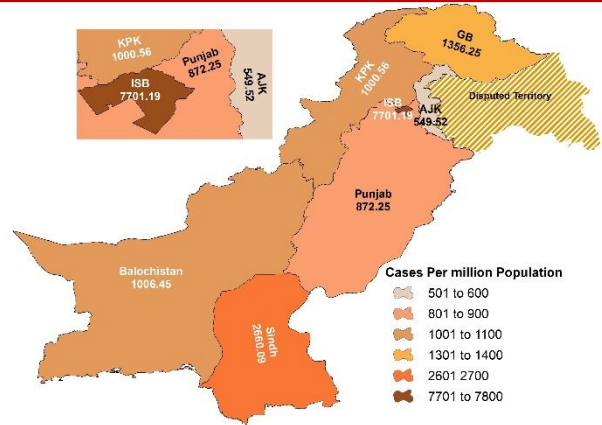
## COVID-19 PAKISTAN

Friday, 21<sup>st</sup> August 2020 (Day – 177)

### Daily Updates (Last 24hrs)

<b>24,951</b> Suspected Cases	<b>25,613</b> Tests Conducted	<b>630</b> Confirmed Cases
<b>775</b> Recovered Cases	<b>722</b> Currently Critical	<b>10</b> Deaths

### COVID-19 case density/million Population

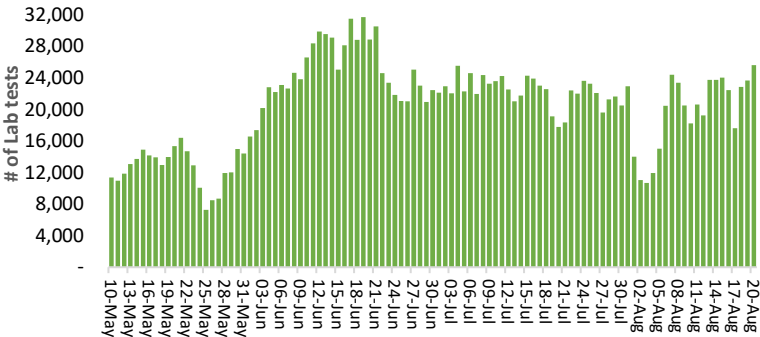


### Executive Summary

Pakistan reported **630** new cases of COVID-19 on **20 August 2020**. The total number of cases notified since the beginning of the outbreak is **291,588** with **6,219** deaths (CFR: **2.13%**). Out of the total **11,790** currently active cases, **1,271** cases are hospitalized, out of which **722 (56.80%)** are in critical condition. **10,519** COVID-19 positive cases are at designated isolation facilities or in-home isolation. A total of **273,579 (93.82%)** have recovered and discharged.

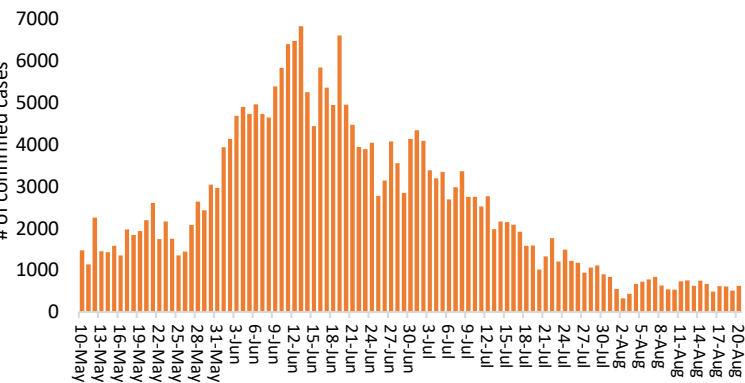
### Daily Lab tests conducted in Pakistan

10-May to 20-Aug 2020



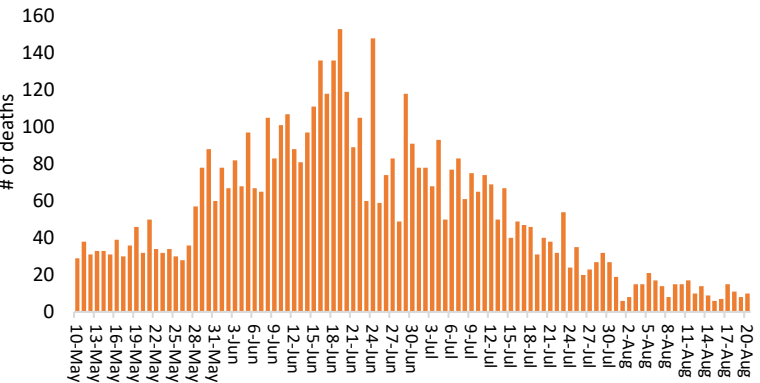
### Daily incidence of COVID-19 cases in Pakistan

10-May 20-Aug 2020



### Daily Mortality in Pakistan

10-May to 20-Aug 2020



**Funds**  
**Funds Requested:** 21.5 Million USD  
**Gaps:** 14.98 Million USD

WHO appreciates the contribution of donors (DFID, BMGF, DFATD Canada, JICA, UNOCHA, South Korea, Czech Republic and Germany) to support Government of Pakistan respond to COVID-19 through WHO Pakistan.

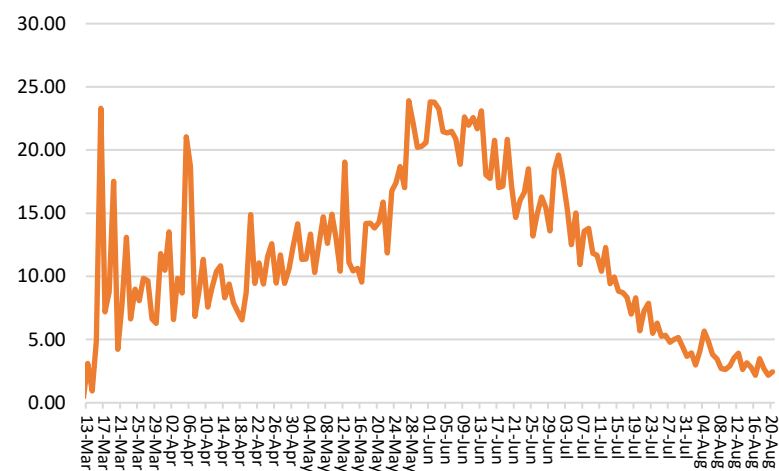


## Coordination & Meetings

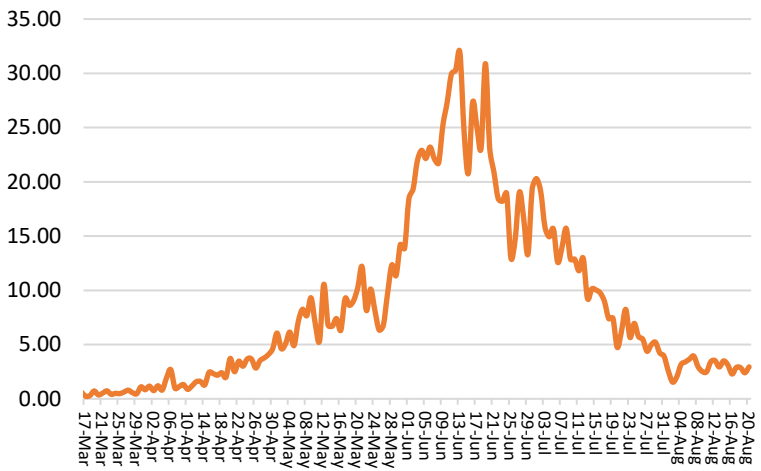
World Health Organization Pakistan in collaboration with Department of Education, Balochistan conducted training off thirty Head of institutes, Senior Teachers and Administrative staff on COVID-19 on 20<sup>th</sup> August 2020.

The objective of the training was to orientate the above participants on COVID-19 SOPs before opening schools. Topics covered included facts on COVID-19, handwashing, use of masks during school time and physical distancing. This training was requested by the Provincial Department of Education, Balochistan.

## Daily Positivity rate in Pakistan



## Daily Attack rate/million population



## Maintaining Essential Health Services in Pakistan

In March 2020, World Health Organization Pakistan in collaboration with Department of Health Khyber Pakhtunkhwa conducted an initial assessment of IPC at selected health facilities to identify gaps. As a result of the identified gaps, 1,456 healthcare workers were trained on IPC and provided with IEC materials, disinfectants, soap and PPE's.

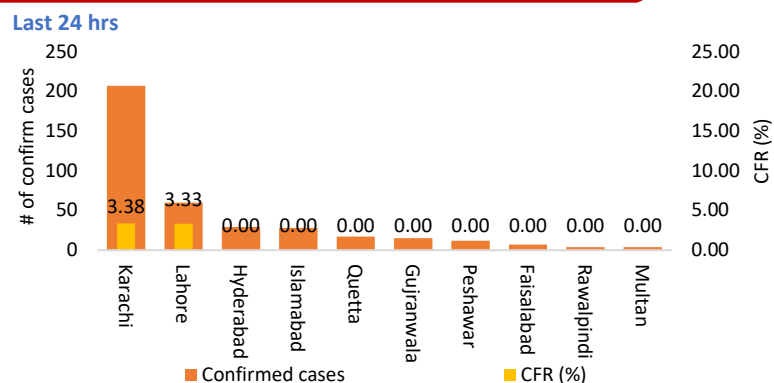
A follow up assessment in July revealed significant improvement. For instance, relevant SOP's were available and implemented in most of the key facilities, triage was being conducted, isolation areas for COVID-19 patients were designated and standard droplet precautions were in place. The IPC committees of the respective facilities were more empowered. The infection rate among the Health care workers significantly dropped



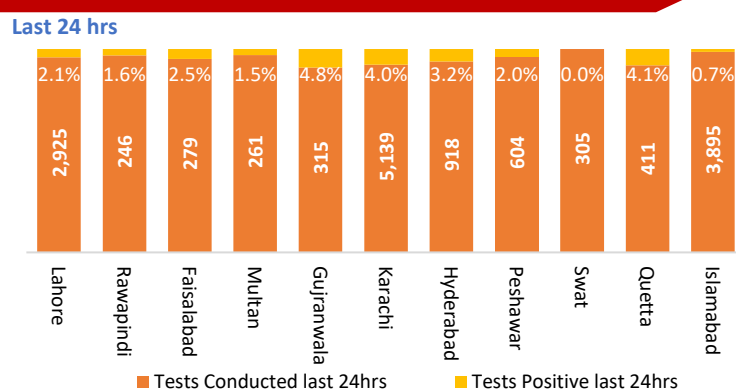
## Summary table (Cumulative) as of 21<sup>st</sup> August 2020

Lab Status		Hospitalized			Home or elsewhere Isolation	Recovered	Deaths
Tested	Positive	Stable	On oxygen	On Vent.			
2,389,365	291,588	549	581	141	10,519	273,579	6,219

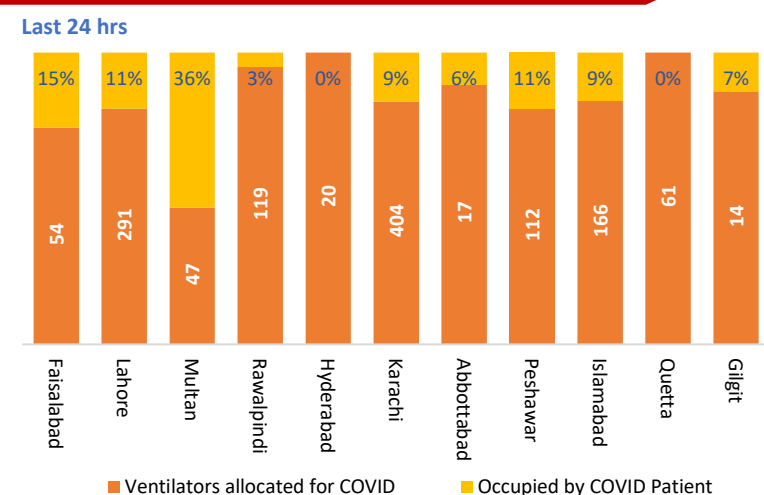
## COVID-19 confirmed cases & CFR (%) by districts



## COVID-19 Positivity rates in major cities/districts



## Occupied COVID ventilators in major cities/districts



## Summary table for major cities/district

Districts	Hospitalized				Home or elsewhere Isolation
	Stable	On low flow oxygen	On High flow oxygen	On Vent.	
Lahore	72	29	98	31	249
Rawalpindi	08	19	12	03	77
Faisalabad	18	01	06	08	93
Multan	07	00	00	17	57
Gujranwala	85	00	27	01	647
Karachi	36	63	119	37	2,012
Hyderabad	04	02	05	00	188
Peshawar	03	05	29	12	402
Swat	01	03	04	00	76
Quetta	00	00	05	00	319
Islamabad	15	08	03	15	1,136

## Summary table by province as of 21<sup>st</sup> August 2020 (09:00 AM)

Provinces	Lab Status		Hospitalized				Home or elsewhere Isolation	Recovered	Deaths
	Tested	Positive	Stable	On low flow Oxygen	On High flow Oxygen	On Vent.			
AJK	31,200	2,223	09	04	00	00	83	2,066	61
Balochistan	71,415	12,424	00	00	05	00	986	11,294	139
GB	19,177	2,604	62	25	03	01	215	2,235	63
Islamabad	235,732	15,453	15	08	03	15	1,136	14,101	175
KP	244,099	35,545	09	25	50	16	1,309	32,893	1,243
Punjab	861,691	95,958	296	108	157	72	2,904	90,233	2,188
Sindh	926,051	127,381	158	66	127	37	3,886	120,757	2,350

Source: Ministry of national health Services, regulations and coordination, National emergency operation center

### Contact Details

**Dr Palitha Mahipala**  
WHO Representative  
WHO Country Office  
Islamabad – Pakistan  
Tel: +92 51 9255183  
ail: [mahipalap@who.int](mailto:mahipalap@who.int)

**Dr Michael Lukwiya**  
Incident Manager  
WHO Country Office  
Islamabad - Pakistan  
Tel: +92 51 9255184  
Email: [lukwiyam@who.int](mailto:lukwiyam@who.int)