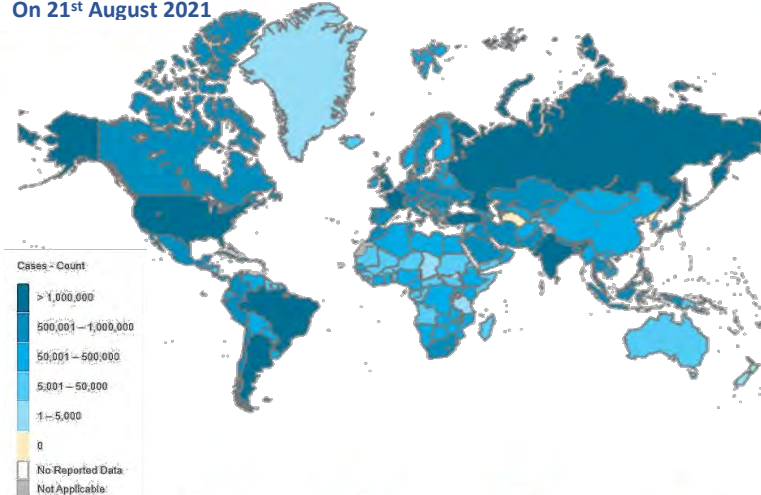




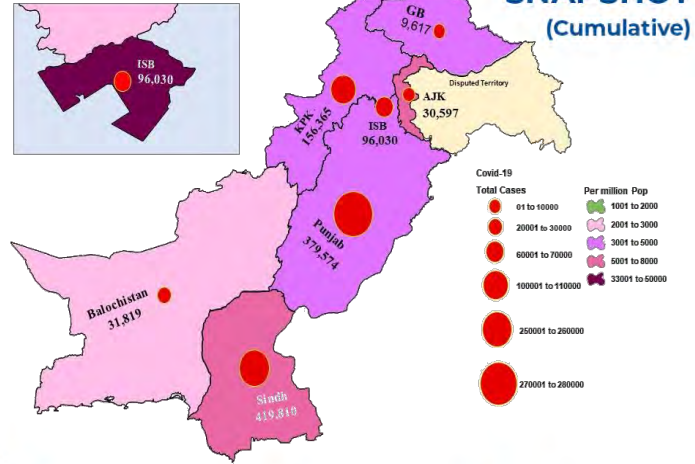
GLOBAL UPDATES

On 21st August 2021



PAKISTAN COVID-19 SNAPSHOT

(Cumulative)



650,927 Confirmed	8,600 Deaths	-5.18% Daily Changes	-26.52% Daily Changes	4,562,256,778 Vaccine doses	16,674,711 Suspected	17,222,569 Tests	1,123,812 Confirmed
1,009,555 Recovered	89,334 Active	24,923 Deaths					

PAKISTAN SNAPSHOT (LAST 24hr)

53,106 Suspected	53,527 Tests	3,842 Confirmed	3,477 Recovered	5,301 Critical	75 Deaths
----------------------------	------------------------	---------------------------	---------------------------	--------------------------	---------------------

PAKISTAN VACCINE STATS

First Dose
37,043,561

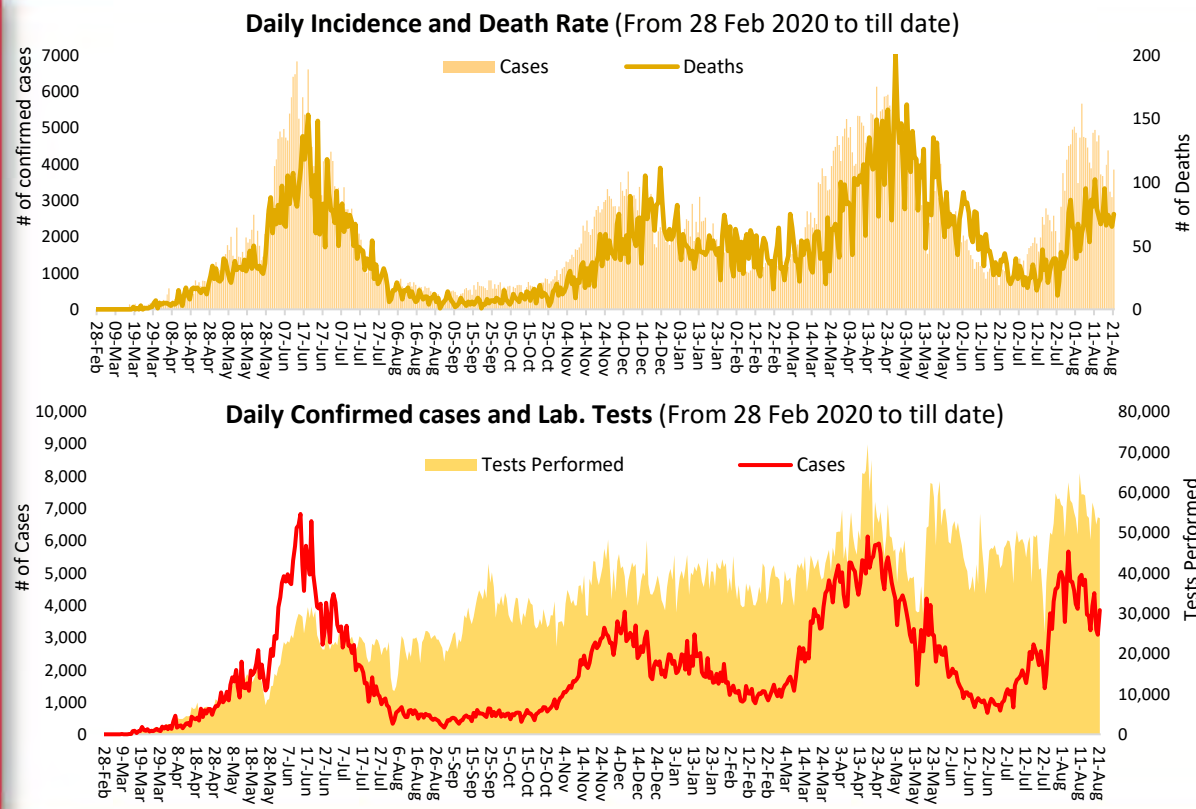
Last 24 hrs:
585,104

Fully Vaccinated
13,434,605

Last 24 hrs:
379,809

Total Doses Administrated
46,456,077

Last 24 hrs:
915,856





On 11 August 2021, WHO Country Representative Pakistan, Dr Palitha Mahipala met with the Programme Officer/ focal person for National Immunization Support Programme (NISIP), Bill & Milda Gates foundation (BMGF), Mr. Khurram Butt at the WHO Country Office Islamabad. WHO Team lead for Expanded Program on Immunisation (EPI), Dr Osama Mere attended the meeting. During the meeting, the officials discussed the progress registered in EPI and, mechanisms to enhance outreaches and routine immunization.

Mr. Khurram appreciated WHO for the support in sustaining vaccination services amidst the COVID-19 context. He further highlighted the need for enhanced partnership towards this cause. The WR thanked the BMGF for supporting EPI interventions, which he noted has contributed to improvement in health services delivery in Pakistan.

Positivity Rate by Major Cities/Districts

Districts		Test Conducted (Last 24hrs)	Positive Cases (Last 24hrs)	Positivity Rate (%)
Abbottabad		325	33	10.2%
Swat		531	17	3.2%
Peshawar		1367	206	15.1%
Faisalabad		2048	48	2.3%
Gujernawala		1023	52	5.1%
Gujrat		187	8	4.3%
Lahore		6015	658	10.9%
Multan		766	55	7.2%
Rawalpindi		2061	163	7.9%
Islamabad		3938	321	8.2%
Karachi		6005	806	13.4%
Hyderabad		1143	103	9.0%
Mirpur		80	9	11.3%
Muzaffarabad		317	40	12.6%

Summary Table by Province

Provinces	Lab Status				Hospitalized				Home Isolation	Total Recovered	Total Deaths
	Tested		Positive		Stable	Oxygen		On Vent.			
	Last 24hrs	Total (PCR+RA)	Last 24hrs	Total		On low flow	On High flow				
AJK	988	267,155	174	30,597	09	21	64	01	4,322	25,502	678
Balochistan	1,657	385,784	38	31,819	09	04	11	00	573	30,887	335
GB	851	168,178	38	9,617	07	29	27	01	637	8,746	170
Islamabad	3,938	1,849,797	321	96,030	11	138	196	47	5,084	89,703	851
KP	9,567	2,562,813	653	156,365	00	545	963	58	5,895	144,132	4,772
Punjab	20,220	6,598,758	1,286	379,574	268	744	1,043	305	20,837	344,850	11,527
Sindh	16,306	5,390,084	1,332	419,810	171	289	731	84	46,210	365,735	6,590

Summary Table (Major Cities /Districts)

Districts	Hospitalized				Home or elsewhere Isolation
	Stable	On low flow oxygen	On High flow oxygen	On Vent	
Mirpur	00	00	20	00	291
Muzaffarabad	02	03	12	00	646
Quetta	00	00	09	00	217
Gilgit	02	13	19	00	115
Islamabad	11	138	196	47	5,084
Abbottabad	00	107	111	00	478
Peshawar	00	48	402	44	1,856
Swat	00	95	116	08	01
Bahawalpur	00	15	80	21	23
Faisalabad	18	33	201	04	2,512
Gujranwala	00	08	68	12	02
Lahore	50	65	294	138	2,432
Multan	01	154	07	72	1,024
Rawalpindi	05	73	170	24	138
Hyderabad	07	41	39	04	3,266
Karachi	129	214	643	79	42,634

Contact Details

Dr Palitha Mahipala

WHO Representative
WHO Country Office
Islamabad – Pakistan
Tel: +92 51 9255183
Email: mahipalap@who.int

Dr Michael Lukwiya

Incident Manager
WHO Country Office
Islamabad - Pakistan
Tel: +92 51 9255184
Email: lukwiyam@who.int