



SITUATION REPORT

COVID-19 PAKISTAN

Saturday, 22nd August 2020 (Day – 178)

Daily Updates (Last 24hrs)

23,272

Suspected Cases

25,537

Tests Conducted

586

Confirmed Cases

1,738

Recovered Cases

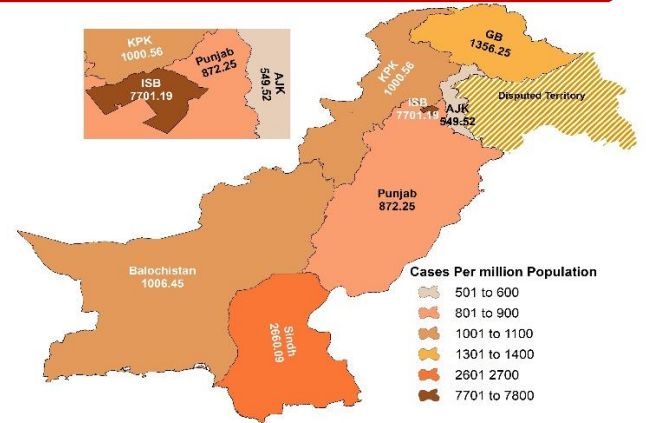
791

Currently Critical

10

Deaths

COVID-19 case density/million Population

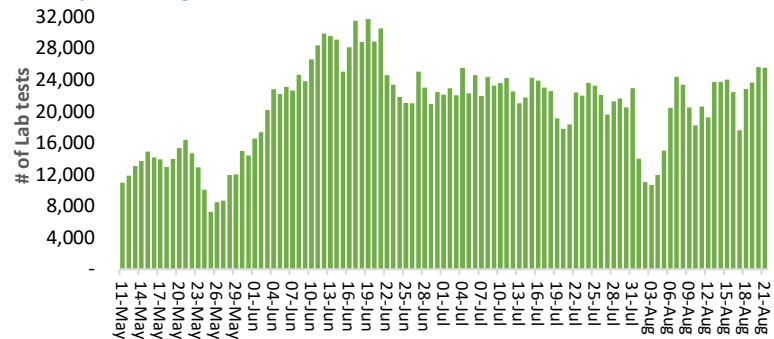


Executive Summary

Pakistan reported **586** new cases of COVID-19 on **21 August 2020**. The total number of cases notified since the beginning of the outbreak is **292,174** with **6,231** deaths (CFR: **2.13%**). Out of the total **10,626** currently active cases, **1,188** cases are hospitalized, out of which **791 (66.58%)** are in critical condition. **9,438** COVID-19 positive cases are at designated isolation facilities or in-home isolation. A total of **275,317 (94.23%)** have recovered and discharged.

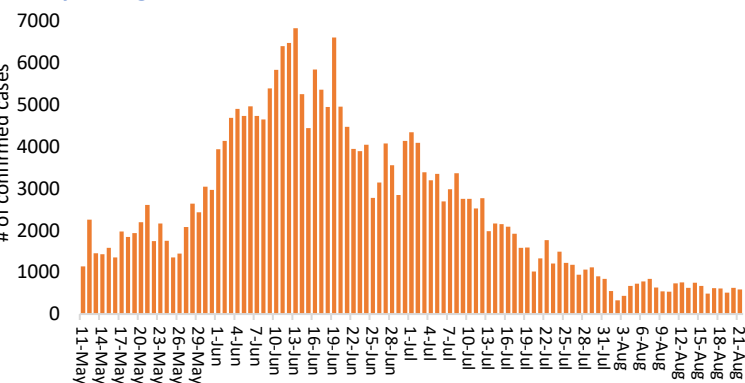
Daily Lab tests conducted in Pakistan

11-May to 21-Aug 2020



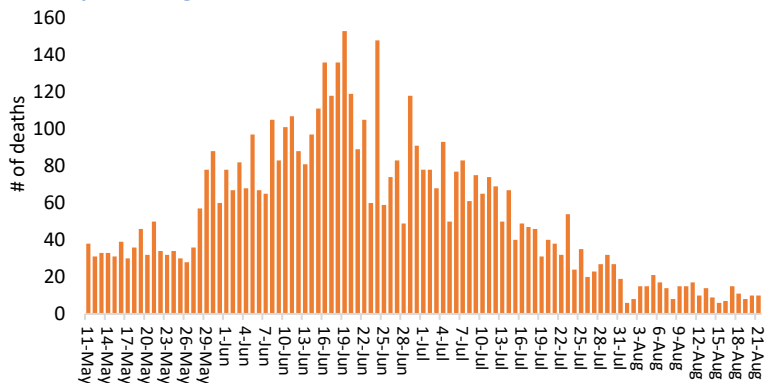
Daily incidence of COVID-19 cases in Pakistan

11-May 21-Aug 2020



Daily Mortality in Pakistan

11-May to 21-Aug 2020



Funds

Funds Requested: 21.5 Million USD

Gaps: 14.98 Million USD

WHO appreciates the contribution of donors (DFID, BMGF, DFATD Canada, JICA, UNOCHA, South Korea, Czech Republic and Germany) to support Government of Pakistan respond to COVID-19 through WHO Pakistan.

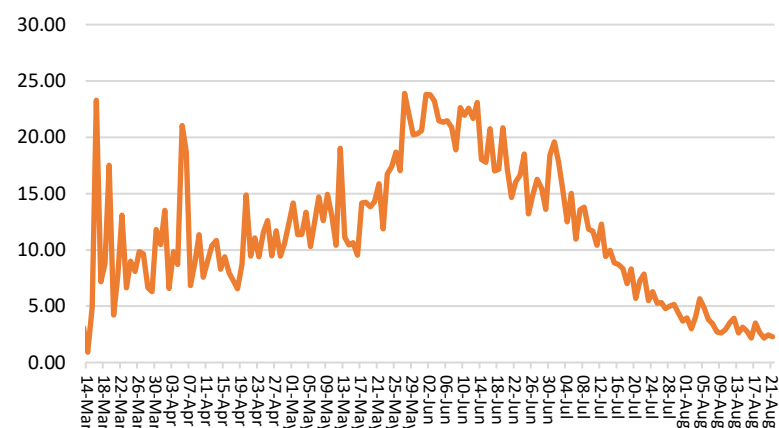


Coordination & Meetings

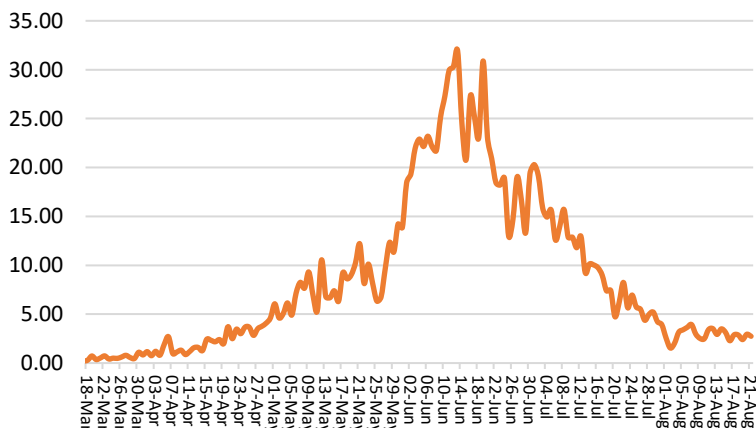
On 20th August 2020, WHO country representative, Pakistan, Dr Palitha Mahipala, Incident manager Dr Michael Lukwiya, EMRO IPC Focal person Dr. Iman Heweidy and the WHE team Pakistan held the 2nd virtual meeting with EMRO country support team to further discussed priority areas for COVID-19 response in Pakistan for the next 6 months.

The priority areas highlighted for WHO support in the next six months include; strengthening coordination and policy, surveillance (SARI/ILI, IDSR, PoE), public health laboratory, implementation of IPC, case management and lastly, risk communication and community engagement.

Daily Positivity rate in Pakistan



Daily Attack rate/million population



Maintaining Essential Health Services in Pakistan

Today, 22nd August 2020, World Health Organization Pakistan in collaboration with Primary & Secondary Health Department Punjab began a seven days training course of Mid-Level Managers on continuity of EPI services in context of COVID-19 pandemic at Hotel One Multan.

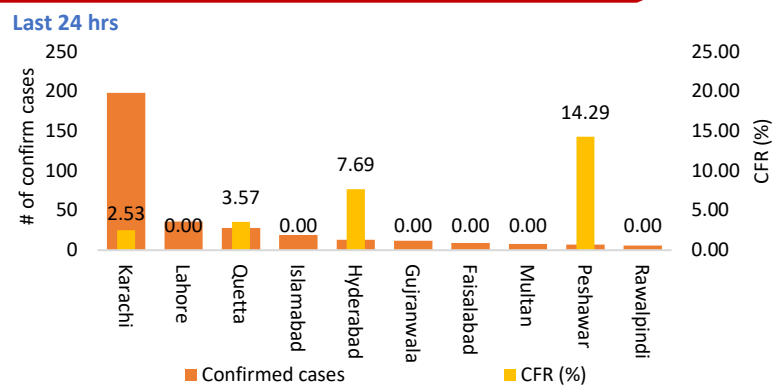
The objective of the training is to build capacities of mid-level managers in vaccine cold chain management, monitoring and supervision of EPI program, development of annual EPI plan, financial management and implementation of routine vaccination in the context of COVID-19. Thirteen district health officers and deputy district health officers are participating. The participants are from D.G Khan division, Bahawalpur division and Multan district.



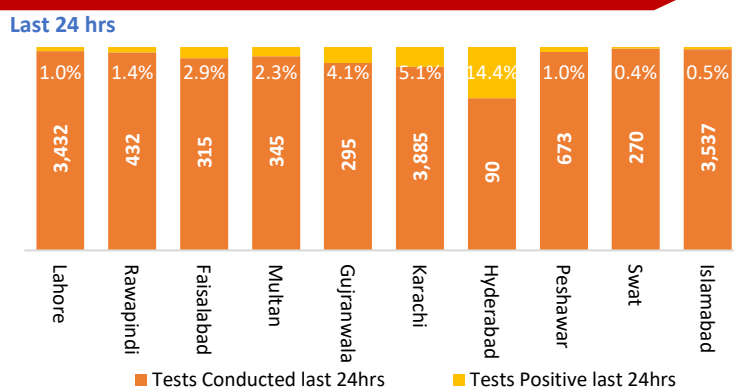
Summary table (Cumulative) as of 22nd August 2020

Lab Status		Hospitalized			Home or elsewhere Isolation	Recovered	Deaths
Tested	Positive	Stable	On oxygen	On Vent.			
2,414,902	292,174	457	593	138	9,438	275,317	6,231

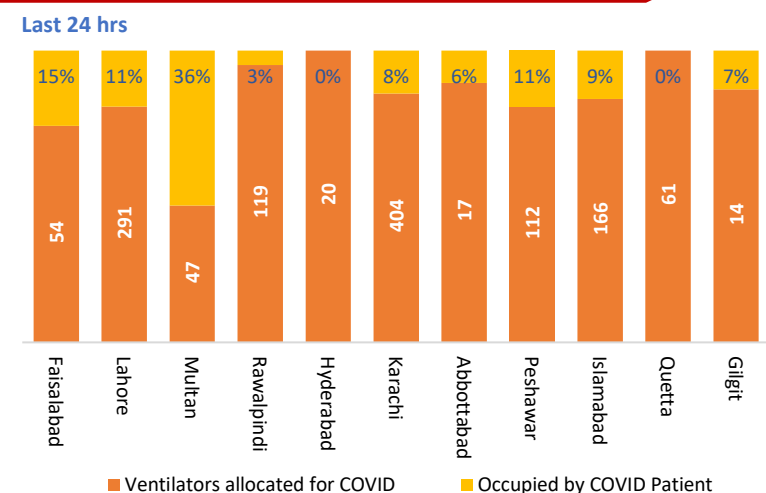
COVID-19 confirmed cases & CFR (%) by districts



COVID-19 Positivity rates in major cities/districts



Occupied COVID ventilators in major cities/districts



Summary table for major cities/district

Districts	Hospitalized				Home or elsewhere Isolation
	Stable	On low flow oxygen	On High flow oxygen	On Vent.	
Lahore	47	25	104	31	249
Rawalpindi	07	19	12	03	77
Faisalabad	13	01	15	08	93
Multan	07	00	00	17	57
Gujranwala	85	00	27	01	647
Karachi	37	70	121	32	2,010
Hyderabad	03	03	03	00	191
Peshawar	04	04	29	12	139
Swat	00	04	02	01	75
Quetta	00	00	04	00	347
Islamabad	13	13	03	15	881

Summary table by province as of 22nd August 2020 (09:00 AM)

Provinces	Lab Status		Hospitalized				Home or elsewhere Isolation	Recovered	Deaths
	Tested	Positive	Stable	On low flow Oxygen	On High flow Oxygen	On Vent.			
AJK	31,571	2,241	19	03	00	00	90	2,068	61
Balochistan	72,083	12,473	00	00	04	00	1,018	11,310	141
GB	19,472	2,638	67	20	03	01	227	2,257	63
Islamabad	239,269	15,472	13	13	03	15	881	14,372	175
KP	247,419	35,602	08	26	43	17	962	33,300	1,246
Punjab	870,399	96,057	264	103	174	73	2,121	91,134	2,188
Sindh	934,689	127,691	86	74	127	32	4,139	120,876	2,357

Source: Ministry of national health Services, regulations and coordination, National emergency operation center

Contact Details

Dr Palitha Mahipala
WHO Representative
WHO Country Office
Islamabad – Pakistan
Tel: +92 51 9255183
ail: mahipalap@who.int

Dr Michael Lukwiya
Incident Manager
WHO Country Office
Islamabad - Pakistan
Tel: +92 51 9255184
Email: lukwiyam@who.int