

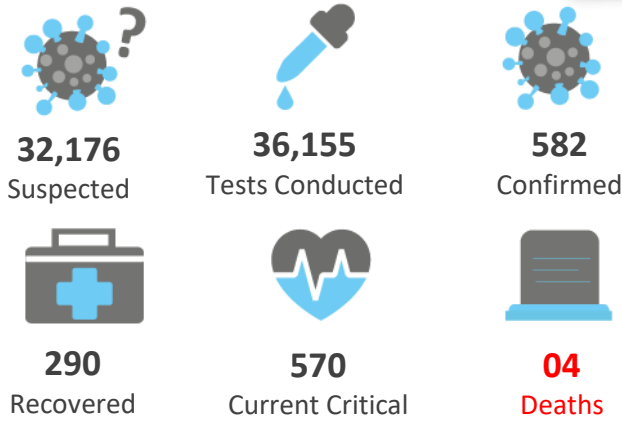


World Health Organization


SITUATION REPORT

COVID-19 PAKISTAN

Daily COVID-19 Pakistan Updates (Last 24hrs)



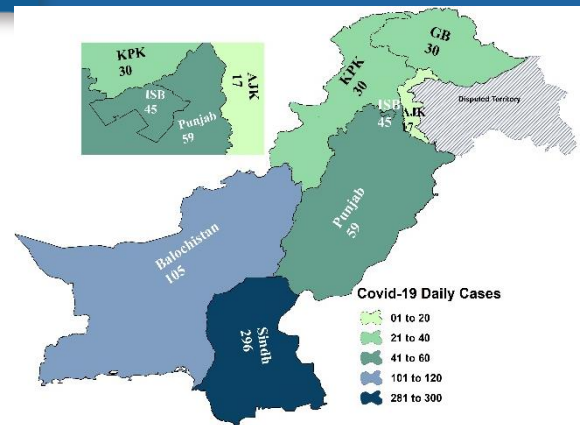
Daily COVID-19 Global Updates (Last 24hrs)



Executive Summary

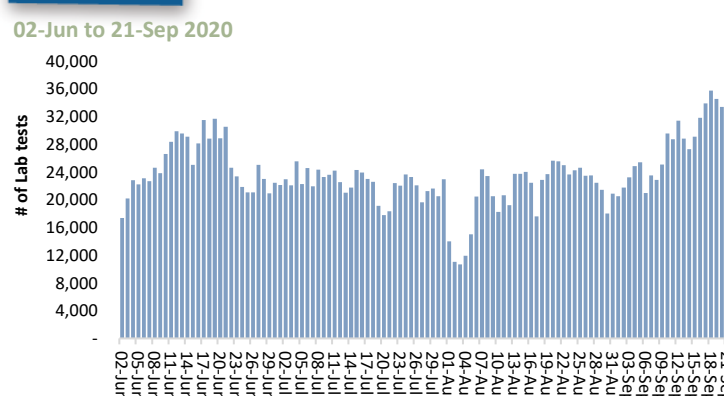
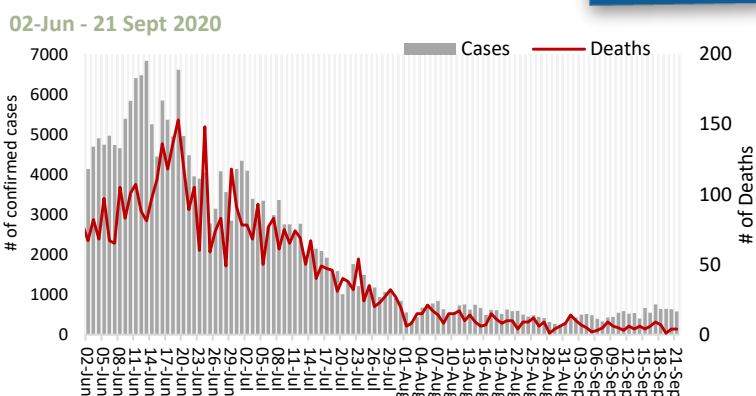
Daily Incidence by Province

Pakistan reported **582** new cases of COVID-19 on **21 September 2020**. The total number of cases notified since the beginning of the outbreak is **306,886** with **6,424** deaths (**CFR: 2.09%**). Out of the total **7,303** currently active cases, **868** cases are hospitalized, out of which **570 (65.66%)** are in critical condition. **6,435** COVID-19 positive cases are at designated isolation facilities or in-home isolation. A total of **293,159 (95.52%)** have recovered and discharged.



Daily Incidence/Mortality

Daily Lab Test conducted



Funds

Funds Requested: 21,5 Million USD
Gaps: 9.73 Million USD

WHO appreciates the contribution of donors (DFID, BMGF, DFATD Canada, JICA, UNOCHA, ECHO, South Korea, Czech Republic and Germany) to support Government of Pakistan respond to COVID-19 through WHO Pakistan.

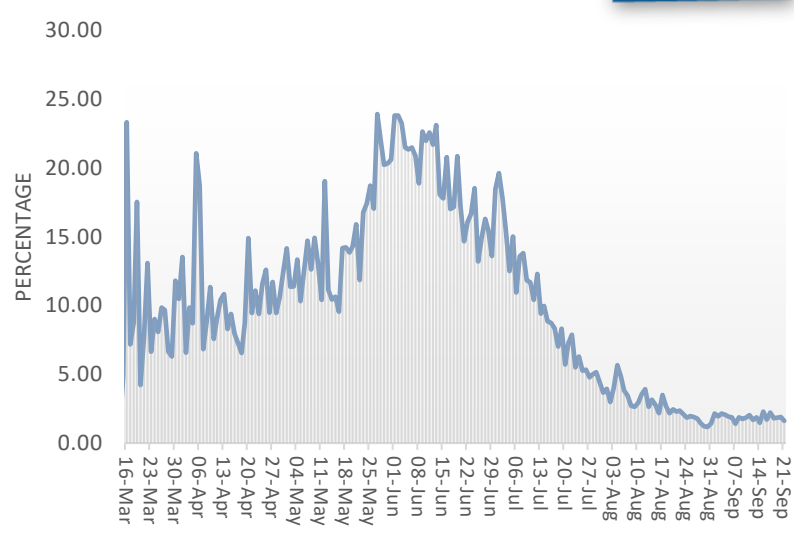


Dr Jamal Nasher (Cluster Lead UHC/HSS WHO Pakistan), WHO country Representative Pakistan Dr Palitha Mahipala, Dr Assad Hafeez (Vice Chancellor Health Services Academy), and Dr. Eman Aly (Technical officer EMRO) during the session

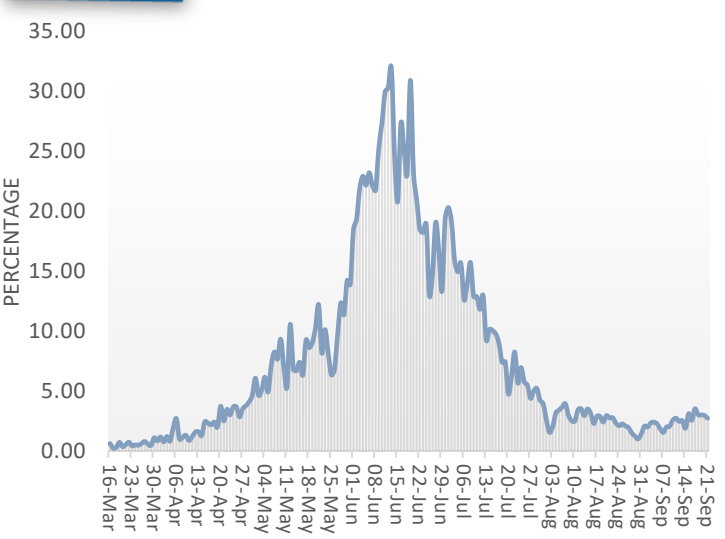
Maintaining Essential Health Services

Today, 22nd September 2020, WHO Country Office Pakistan in collaboration with Ministry of National Health Services, Regulations & Coordination released preliminary findings of the Health Service Availability and Readiness Assessment (SARA) for ICT. The survey was conducted from 12th February to 14th March 2020 in 95 health facilities in ICT. The MNHSR&C with support from WHO plan to roll out SARA survey to all provinces. Other participants in the dissemination included; representative from development partners, the UN, Provincial health departments and MNHSR&C.

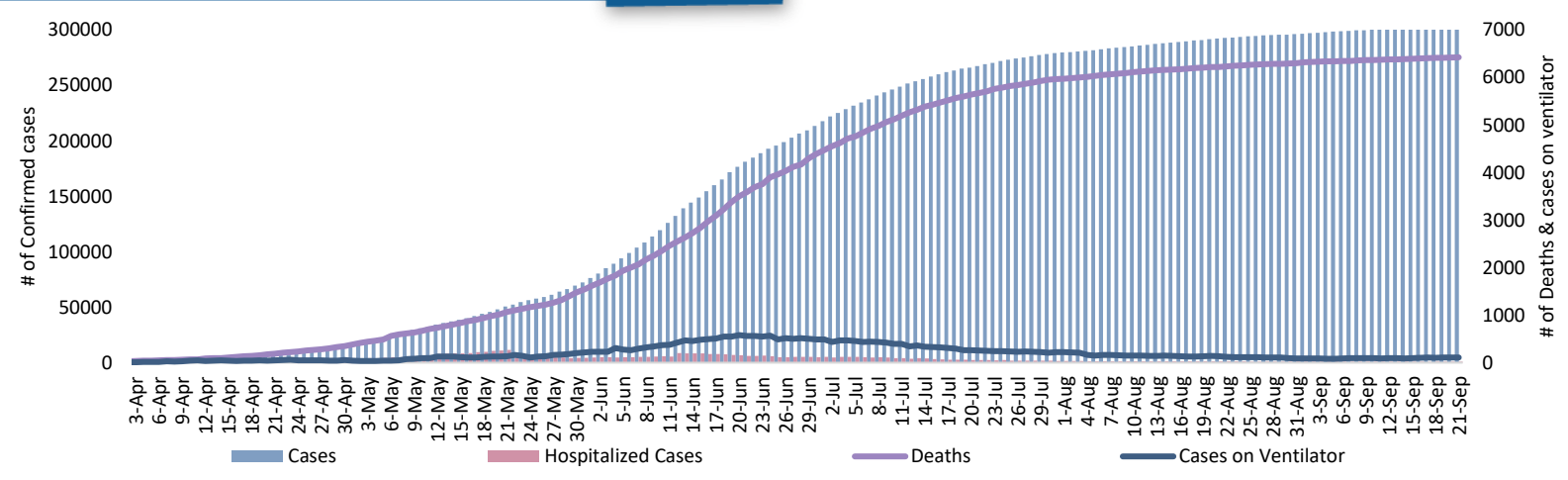
Daily COVID-19 Positivity Rate



Daily COVID-19 Attack rate Per million population



Trends of COVID-19 confirmed cases Hospitalized, on Ventilators & Deaths

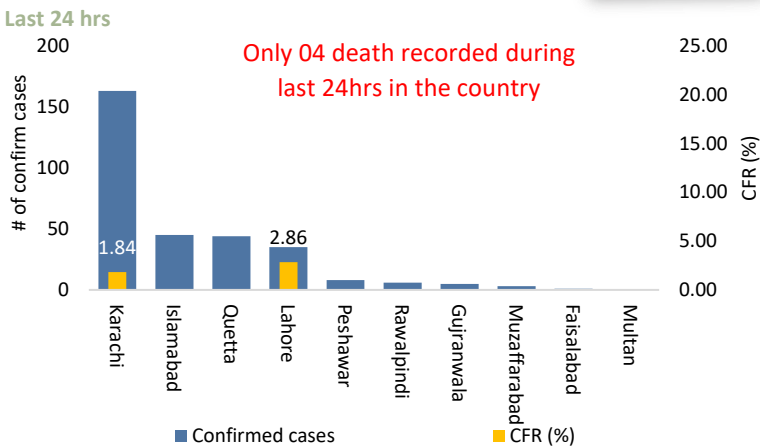


Summary Table (Cumulative/current) as of 22nd September 2020

Lab Status (cumulative)		Hospitalized (current)			Home or elsewhere Isolation	Recovered	Deaths
Tested	Positive	Stable	On oxygen	On Vent.			
3,230,472	306,886	298	464	106	6,435	293,159	6,424

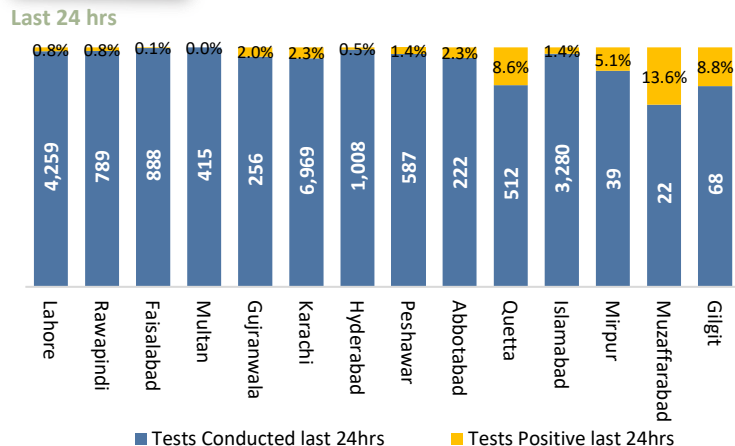
COVID-19 Confirmed cases & CFR

by Major Cities / Districts



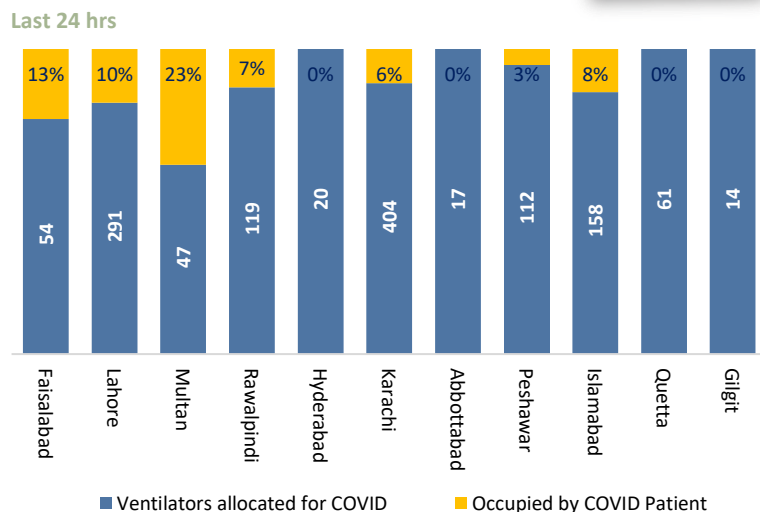
COVID-19 Positivity rates

by Major Cities / Districts



Occupied COVID-19 ventilators

by Major Cities / Districts



Summary Table

by Major Cities / Districts

Districts	Hospitalized				Home or elsewhere Isolation
	Stable	On low flow oxygen	On High flow oxygen	On Vent.	
Lahore	08	25	87	28	176
Rawalpindi	04	23	06	08	03
Faisalabad	03	02	10	07	07
Multan	01	00	00	11	28
Gujranwala	01	00	27	01	156
Karachi	21	54	93	24	1,223
Hyderabad	04	03	03	00	102
Peshawar	00	01	13	03	112
Swat	00	00	00	00	23
Abbottabad	02	05	00	00	23
Quetta	00	00	00	00	706
Islamabad	13	23	06	12	376

Summary Table by Province

As of 22nd September 2020

Provinces	Lab Status		Hospitalized				Home or elsewhere Isolation	Recovered	Deaths
	Tested	Positive	Stable	On low flow Oxygen	On High flow Oxygen	On Vent.			
AJK	40,631	2,550	14	03	02	00	188	2,274	69
Balochistan	89,978	14,499	00	00	00	00	1,204	13,150	145
GB	29,397	3,513	26	23	05	01	316	3,060	82
Islamabad	329,753	16,207	13	23	06	12	376	15,597	180
KP	334,599	37,387	08	10	21	04	473	35,613	1,258
Punjab	1,162,846	98,487	132	77	139	65	876	94,971	2,227
Sindh	1,243,268	134,243	105	57	98	24	3,002	128,494	2,463

Source: Ministry of national health Services, regulations and coordination, National emergency operation center

Contact Details

Dr Palitha Mahipala
WHO Representative
WHO Country Office
Islamabad – Pakistan
Tel: +92 51 9255183
ail: mahipal@who.int

Dr Michael Lukwiya
Incident Manager
WHO Country Office
Islamabad - Pakistan
Tel: +92 51 9255184
Email: lukwiyam@who.int