

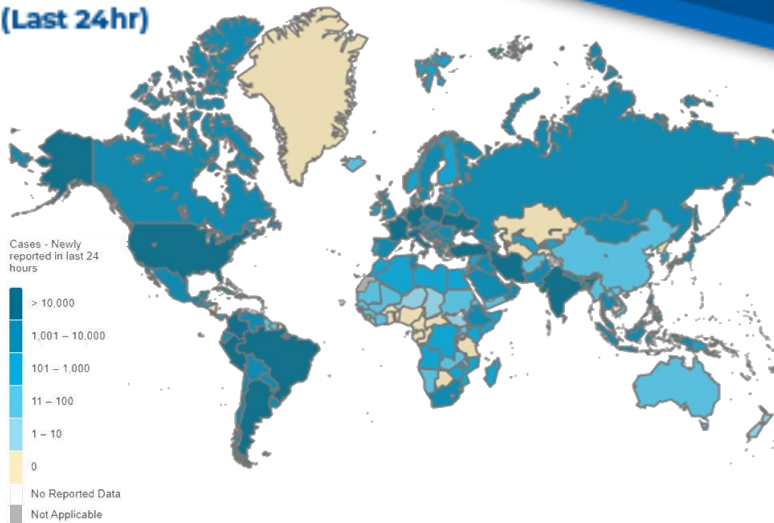


PAKISTAN COVID-19 SITUATION REPORT

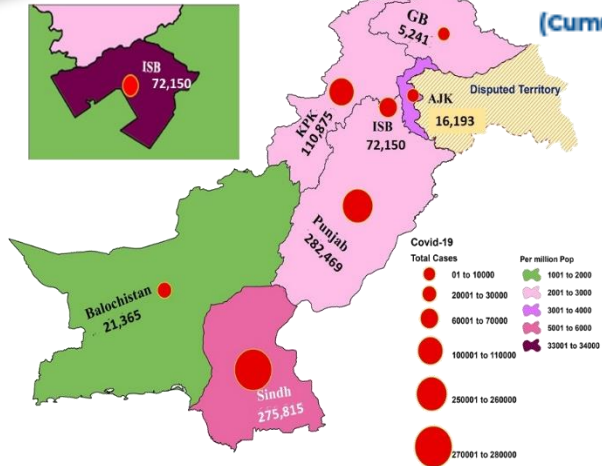


Friday, 23rd April 2021
(1 year & 56 Days)

GLOBAL UPDATES (Last 24hr)



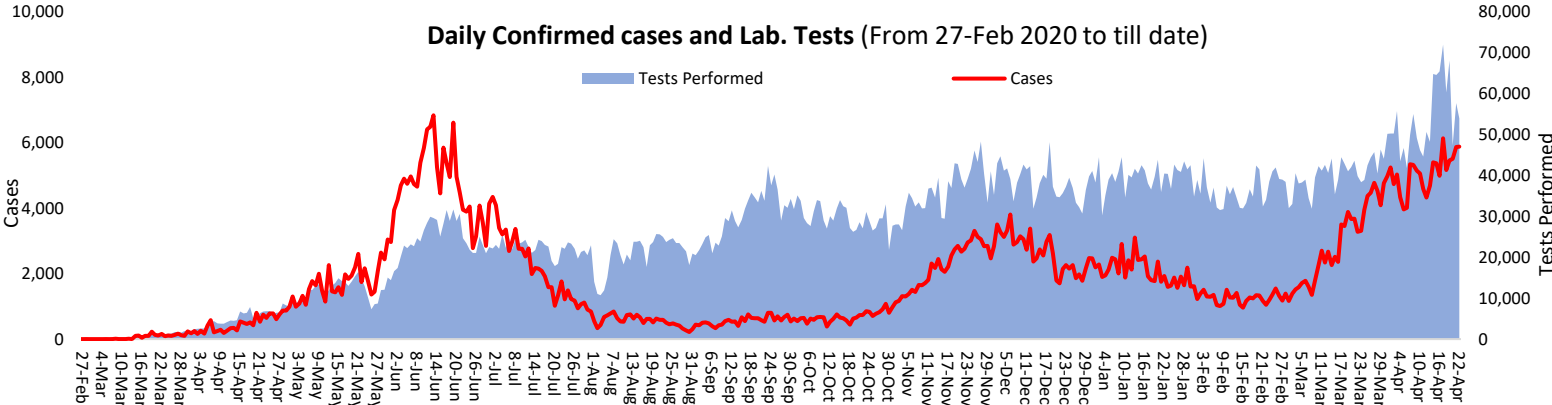
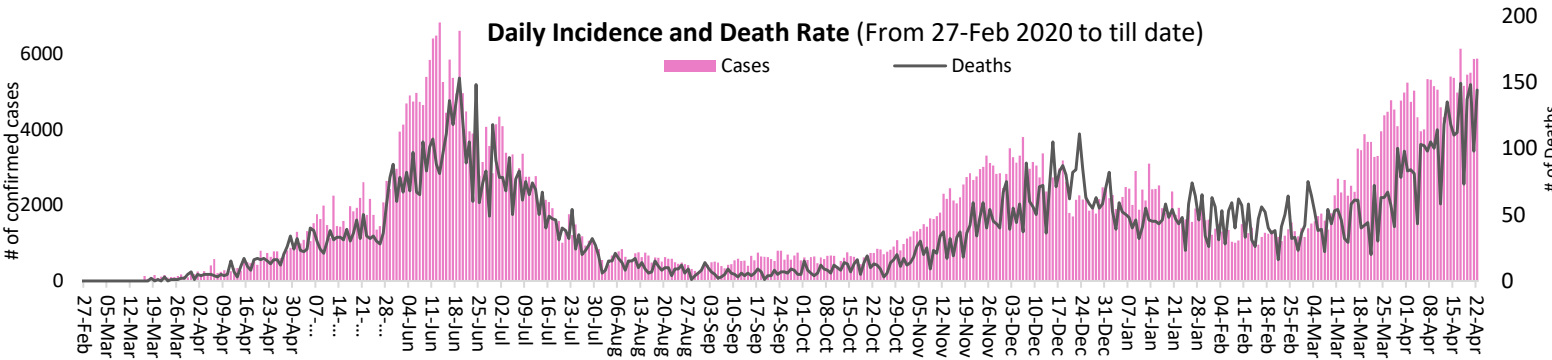
PAKISTAN COVID-19 SNAPSHOT (Cumulative)



874,381 Confirmed	14,033 Deaths	11.47% Daily Changes	23.05% Daily Changes	11,024,543 Suspected	11,431,241 Tests	784,108 Confirmed
682,290 Recovered	84,976 Active	16,842 Deaths				

PAKISTAN SNAPSHOT (LAST 24hr)

55,516 Suspected	53,818 Tests	5,870 Confirmed	5,685 Recovered	4,652 Critical	114 Deaths
----------------------------	------------------------	---------------------------	---------------------------	--------------------------	----------------------




FUNDS

Funds Requested: 34 Million USD
Gaps: 14.98 million USD

WHO appreciates the contribution of donors (FCDO, BMGF, DFATD Canada, JICA, UNOCHA, ECHO, South Korea, Czech Republic and Germany) to support Government of Pakistan towards, COVID-19 through WHO Pakistan.

Meeting and Coordination



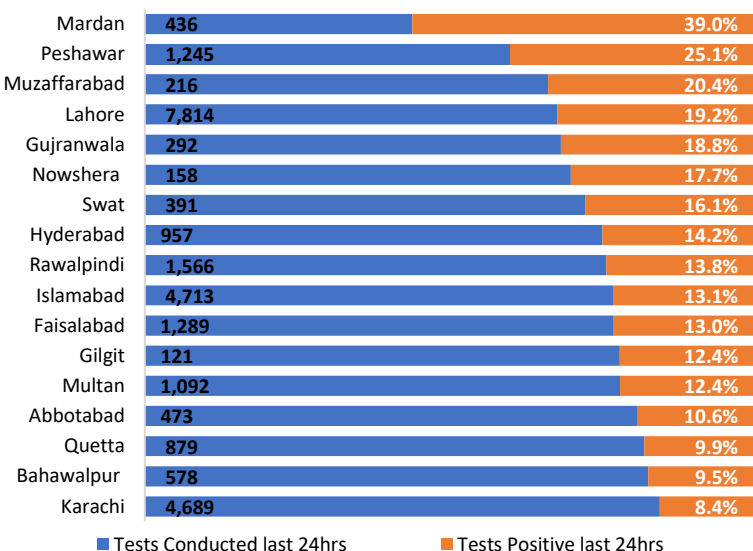
On 23rd April 2021, WHO Country Representative Pakistan, Dr Palitha Mahipala chaired the weekly meeting between WHE team based in Islamabad and the 17 WHO Division Surveillance Officers deployed in high burden districts for COVID-19. The objective of the meeting is to discuss the current upsurge of COVID-19 cases.

During the meeting, all District Surveillance Officers briefed the WR on the current situation of COVID-19 in their respective districts, the trend analysis for SARI/ILI, contact tracing and the health system capacity in the district.

Dr Palitha appreciated the hard work, dedication, and commitment of surveillance officers. He stated that the surveillance officers are the eyes and ears of the health care system. He further emphasized on the importance of implementation of non-pharmaceutical interventions and strengthening of contact tracing.

Positivity Rate by Major Cities/Districts

Last 24 hrs



Summary Table (Major Cities /Districts)

Districts	Hospitalized				Home or elsewhere Isolation
	Stable	On low flow oxygen	On High flow oxygen	On Vent	
Mirpur	02	00	20	00	235
Muzaffarabad	12	00	10	01	481
Quetta	00	00	26	00	943
Gilgit	00	08	2	00	41
Islamabad	13	300	158	69	12,473
Abbottabad	00	93	9	00	221
Peshawar	00	63	645	63	2,655
Swat	00	87	66	01	1,078
Bahawalpur	00	04	8	07	836
Faisalabad	08	05	271	10	2,512
Gujranwala	00	00	35	22	49
Lahore	425	103	357	222	2,432
Multan	15	75	16	46	876
Rawalpindi	41	95	204	25	2,392
Hyderabad	03	21	12	00	1,187
Karachi	38	94	231	52	7,113

Summary Table by Province

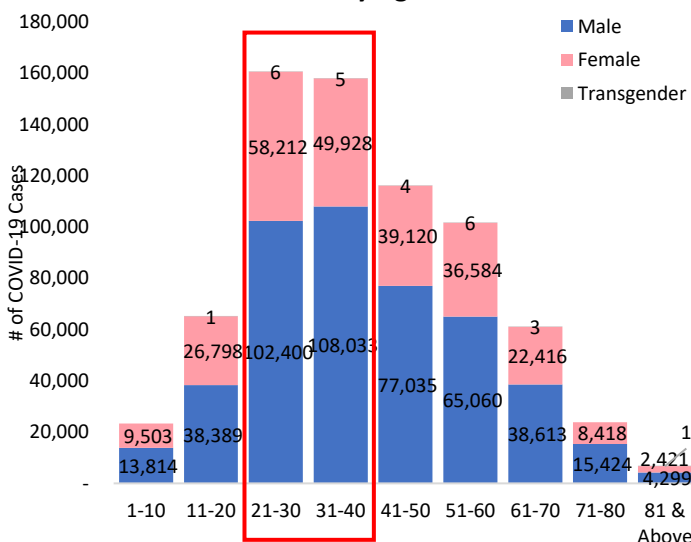
Provinces	Lab Status				Hospitalized				Home Isolation	Total Recovered	Total Deaths
	Tested		Positive		Stable	Oxygen		On Vent.			
	Last 24hrs	Total (PCR+RA)	Last 24hrs	Total		On low flow	On High flow				
AJK	1,100	169,637	167	16,193	18	24	49	01	2,188	13,458	455
Balochistan	1,135	229,456	123	21,365	00	00	26	00	1,077	20,035	227
GB	391	107,414	26	5,241	00	10	05	00	114	5,008	104
Islamabad	4,713	1,440,168	617	72,150	13	300	158	69	12,473	58,485	652
KP	7,729	1,529,677	1,171	110,875	00	681	1,038	83	12,314	93,730	3,029
Punjab	26,091	4,430,392	3,032	282,469	801	473	945	357	42,062	230,032	7,799
Sindh	12,659	3,524,497	734	275,815	50	123	258	52	9,214	261,542	4,576

SARI/ILI Surveillance Summary, Week-15, 2021 (245 Sentinel Sites)

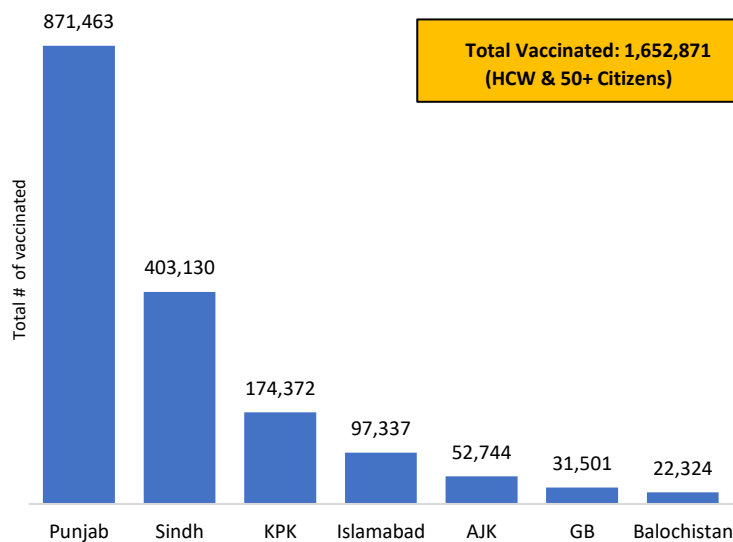
Province	SARI Cases					ILI Cases					Contact Tracing					Sentinel Sites			Bed Occupancy		
	Week-15					Week-15					Week-15					Week-15			Week-15		
	SARI Reported	Tested		Lab Positive		ILI Reported	Tested		Lab Positive		Contact Identified	Contact Lab Tested		Contact Lab Positive		Total Sentinel Sites	Sites Reported		Total Allocated Beds	Occupied Beds	
		No	%	No	%		No	%	No	%		No	%	No	%		No	%		No	%
Islamabad	359	359	100.0	110	30.6	350	128	36.6	18	14.1	1077	635	59.0	298	46.9	7	7	100.0	919	401	43.6
Punjab	1695	1677	98.9	303	18.1	3055	2297	75.2	219	9.5	4444	4388	98.7	149	3.4	50	50	100.0	5090	1742	34.2
Sindh	341	336	98.5	19	5.7	1579	728	46.1	42	5.8	1772	1440	81.3	94	6.5	65	63	96.9	7520	3326	44.2
KP	755	755	100.0	416	55.1	4781	4548	95.1	1883	41.4	5966	4877	81.7	707	14.5	30	30	100.0	1687	1197	80.0
Balochistan	394	384	97.5	57	14.8	3419	723	21.1	43	5.9	438	425	97.0	17	4.0	84	79	94.1	2836	278	9.8
AJK	396	396	100.0	290	73.2	481	481	100.0	68	14.0	1478	1478	100.0	75	5.1	9	9	100.0	588	392	66.7
Total	3940	3907	99.2	1195	30.6	13,665	8905	65.2	2273	25.5	15,175	13243	87.3	1340	10.1	245	238	97.1	18640	7336	39.3

COVID-19 Cases by Age & Gender and Vaccination Status

Confirmed by Age and Gender

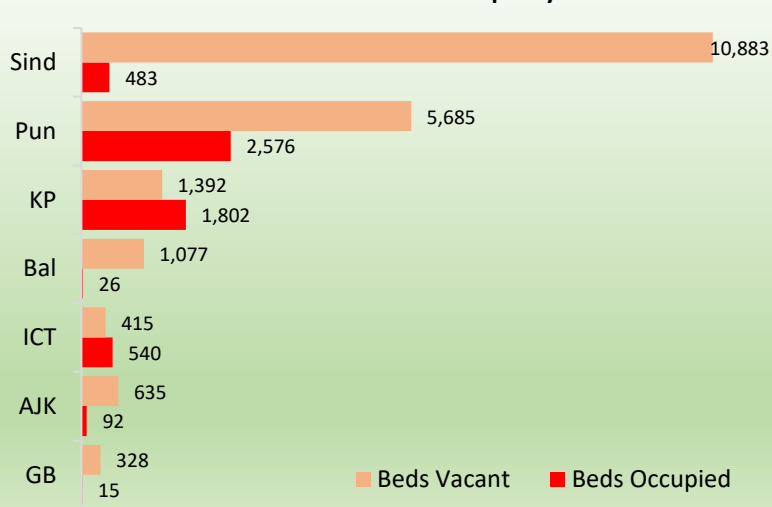


Status of Vaccination

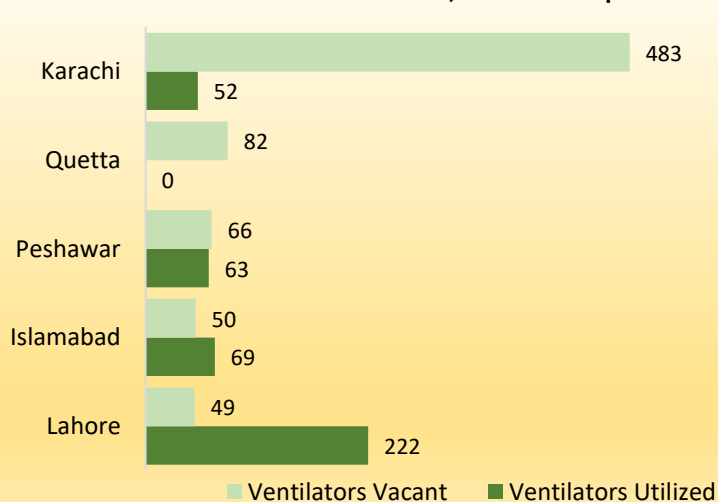


Health System Capacity

Dedicated COVID Bed Occupancy



COVID Ventilator Utilization, Provincial Capitals



Contact Details

Dr Palitha Mahipala

WHO Representative
WHO Country Office
Islamabad - Pakistan
Tel: +92 51 9255183
Email: mahipalap@who.int

Dr Michael Lukwiya

Incident Manager
WHO Country Office
Islamabad - Pakistan
Tel: +92 51 9255184
Email: lukwiyam@who.int