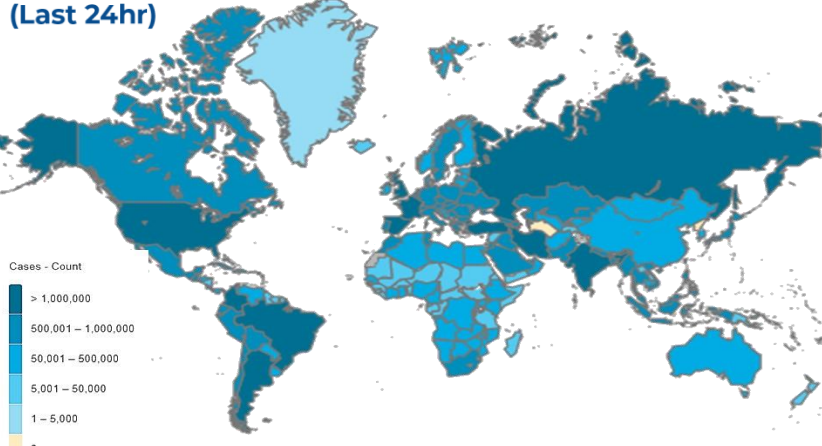
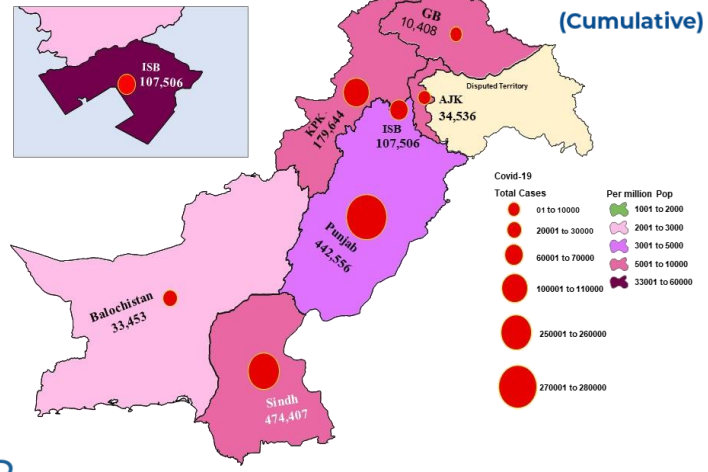




GLOBAL UPDATES (Last 24hr)



PAKISTAN COVID-19 SNAPSHOT (Cumulative)



Cases - Count

- > 1,000,000
- 500,001 - 1,000,000
- 50,001 - 500,000
- 5,001 - 50,000
- 1 - 5,000
- 0
- No Reported Data
- Not Applicable

486,215 Confirmed	6,641 Deaths	18.39% Daily Changes	33.70% Daily Changes	7,408,870,760 Vaccine doses	21,011,694 Suspected	21,717,637 Tests	1,282,510 Confirmed
1,238,980 Recovered	14,862 Active	28,668 Deaths					

PAKISTAN SNAPSHOT (LAST 24hr)

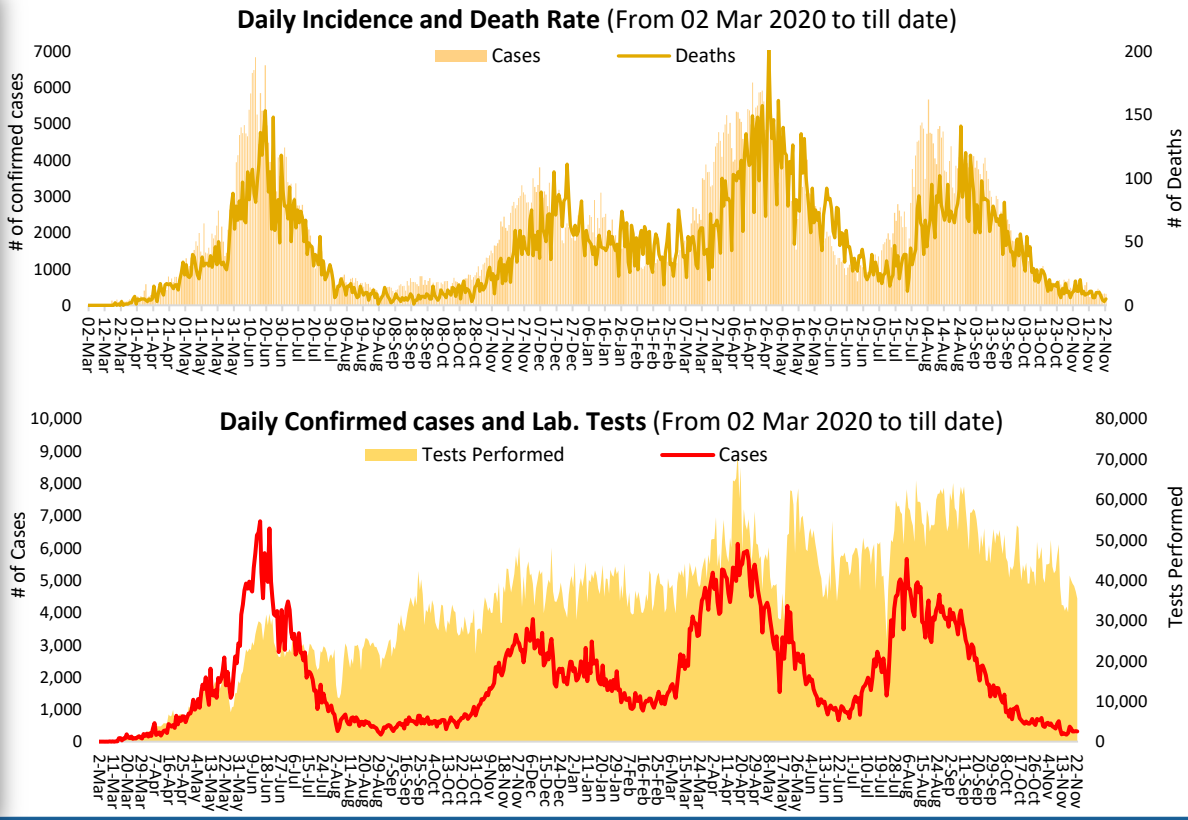
35,465 Suspected	35,332 Tests	315 Confirmed	8,010 Recovered	1,026 Critical	05 Deaths
----------------------------	------------------------	-------------------------	---------------------------	--------------------------	---------------------

PAKISTAN VACCINE STATS

First Dose
79,232,745
Last 24 hrs:
262,110

Fully Vaccinated
49,343,712
Last 24 hrs:
200,296

Total Doses Administrated
121,158,338
Last 24 hrs:
456,029





On 23 November 2021, World Health Organization Regional Director for the Eastern Mediterranean Dr Ahmed Al-Mandhari along with WHO Country Representative Pakistan Dr Palitha Mahipala visited the Khyber Pakhtunkhwa High Court Bar Council, Peshawar and inaugurated a Community Vaccination Centre (CVC) that will provide COVID 19 vaccination for lawyers, other officials, and visitors to court premises. The WHO team were received by President of the Bar Council Mr. Amjad Marwat along with a team of senior lawyers. The team toured the facility and interacted with staff and community members.

Dr Ahmed Al-Mandhari appreciated the Bar Council members for working closely with WHO in setting up the facility to benefit its members and the public. The president of the Bar Council appreciated WHO for accepting their request for establishing the CVC and to utilize the facility for advocacy and promotion of COVID -19 vaccination.

Positivity Rate by Major Cities/Districts

Districts	Daily Trend	Test Conducted (Last 24hrs)	Positive Cases (Last 24hrs)	Positivity Rate (%)
Abbottabad		176	1	0.6%
Swat		166	1	0.6%
Peshawar		735	25	3.4%
Faisalabad		295	2	0.7%
Gujranawala		296	1	0.3%
Gujrat		854	1	0.1%
Lahore		3918	51	1.3%
Multan		221	2	0.9%
Rawalpindi		1140	11	1.0%
Islamabad		3018	23	0.8%
Karachi		2618	22	0.8%
Hyderabad		1501	44	2.9%
Mirpur		44	0	0.0%
Muzaffarabad		21	0	0.0%

Summary Table (Major Cities /Districts)

Districts	Hospitalized				Home or elsewhere Isolation
	Stable	On low flow oxygen	On High flow oxygen	On Vent	
Mirpur	01	01	02	00	09
Muzaffarabad	00	00	01	00	08
Quetta	00	00	03	00	43
Gilgit	00	03	00	00	09
Islamabad	00	29	34	12	224
Abbottabad	00	02	05	00	26
Peshawar	00	19	80	21	217
Swat	00	02	08	00	06
Bahawalpur	00	12	00	02	33
Faisalabad	00	11	44	06	2,512
Gujranwala	00	01	00	02	00
Lahore	03	20	90	37	2,434
Multan	00	33	00	16	1,030
Rawalpindi	24	06	17	02	160
Hyderabad	00	00	00	00	339
Karachi	03	75	69	15	3,213

Summary Table by Province

Provinces	Lab Status				Hospitalized				Home Isolation	Total Recovered	Total Deaths
	Tested		Positive		Stable	Oxygen		On Vent.			
	Last 24hrs	Total (PCR+RA)	Last 24hrs	Total		On low flow	On High flow				
AJK	97	319,429	00	34,536	01	03	03	00	31	33,757	741
Balochistan	819	471,755	09	33,453	00	00	02	00	78	33,015	358
GB	322	210,343	02	10,408	00	03	00	00	20	10,199	186
Islamabad	3,018	2,224,777	23	107,506	00	29	34	12	224	106,255	952
KP	6,289	3,491,018	40	179,644	00	65	175	21	1,004	172,561	5,818
Punjab	14,191	8,274,790	77	442,556	11	158	268	81	5,746	423,290	13,002
Sindh	10,596	6,725,525	164	474,407	23	83	73	16	6,698	459,903	7,611

Contact Details

Dr Palitha Mahipala
 WHO Representative
 WHO Country Office
 Islamabad – Pakistan
 Tel: +92 51 9255183
 Email: mahipalap@who.int

Dr Michael Lukwiya
 Incident Manager
 WHO Country Office
 Islamabad - Pakistan
 Tel: +92 51 9255184
 Email: lukwiyam@who.int