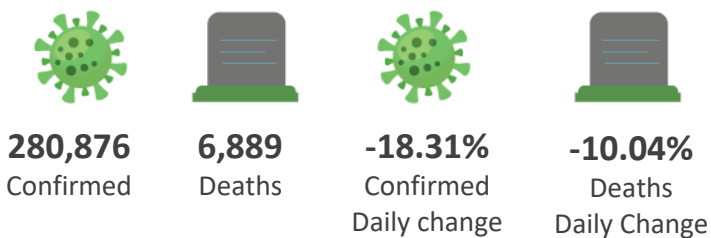


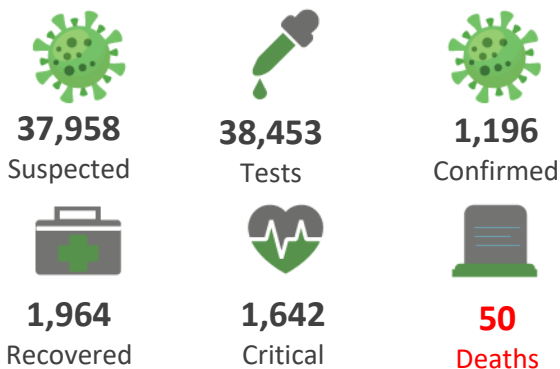


COVID-19 SITUATION REPORT

GLOBAL UPDATES (Last 24hr)

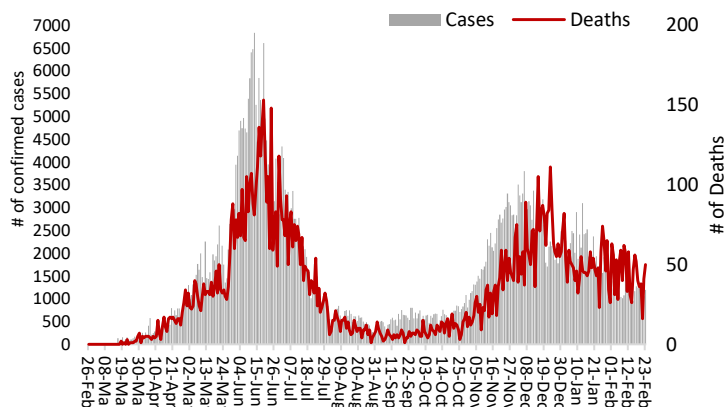


PAKISTAN UPDATES (Last 24hr)

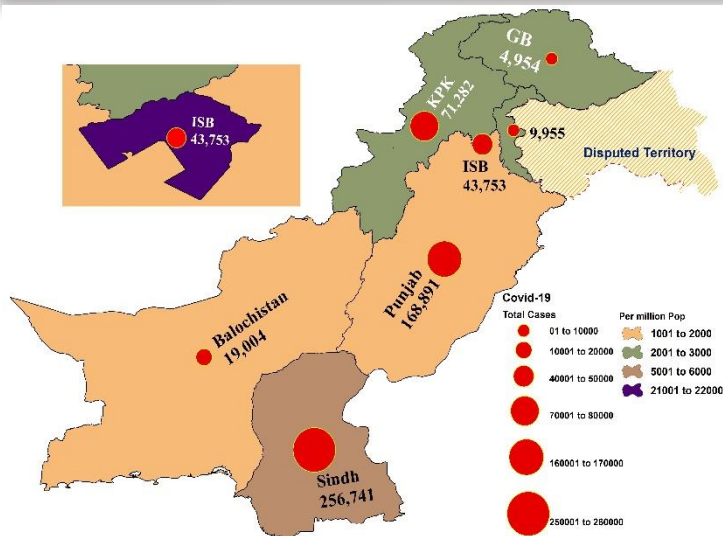


INCIDENCE & DEATHS BY DATE

28-Feb 2020 to 21 Feb 2021



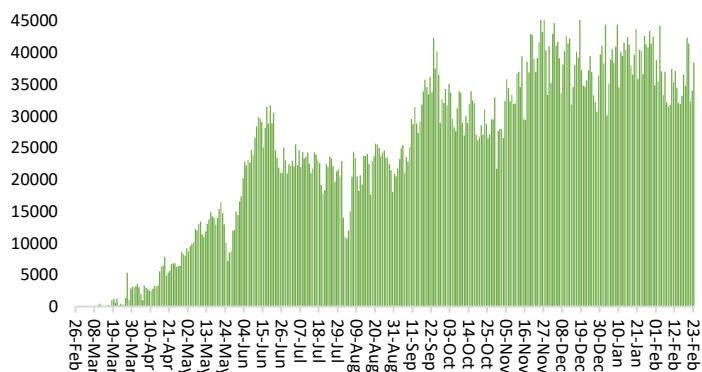
TOTAL CASES & CASES PER MILLION POP.



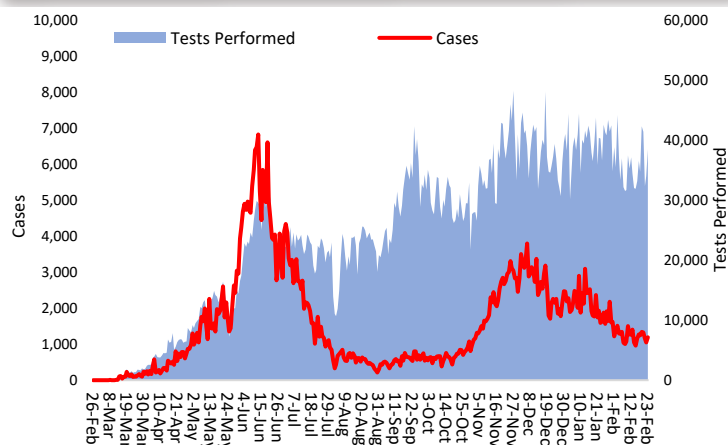
Pakistan reported **1,196** new cases of COVID-19 on **23rd February 2021**. The total number of cases notified since the beginning of the outbreak is **574,580** with **12,708** deaths (**CFR: 2.21%**). Out of the total **23,665** currently active cases **2,084** cases are hospitalized.

LAB TEST (PCR + RA) CONDUCTED BY DATE

26-Feb 2020 to 23-Feb 2021



TESTS PERFORMED VS CASES



Funds

Funds Requested: 34 Million USD
Gaps: 14.98 Million USD

WHO appreciates the contribution of donors (DFID, BMGF, DFATD Canada, JICA, UNOCHA, ECHO, South Korea, Czech Republic and Germany) to support Government of Pakistan towards COVID-19 through WHO Pakistan.

MEETINGS & COORDINATION

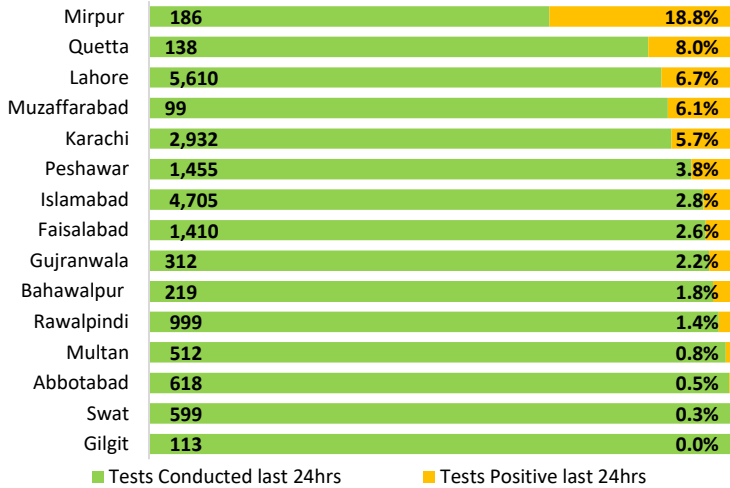
WHO Pakistan in collaboration with the department of Health Balochistan Province is conducting Health Resources and Services Availability Monitoring (HeRAMs) survey. The objective of the survey is to assess the availability of health resources (i.e. human resource, logistics, medical supplies, equipment, and health infrastructure); identify gaps and challenges in health service delivery and to prioritize health interventions. The survey is being conducted in all the health facilities in all the 33 districts of Balochistan. A standardized WHO survey tools are being used for data collection by officials nominated by the Government of Balochistan.

It is envisaged that findings from the survey will provide information for planning and strategy development for Balochistan province and all the 33 districts in Balochistan.



POSITIVITY RATE BY MAJOR CITIES/DISTRICTS

Last 24 hrs



SUMMARY TABLE (MAJOR CITIES/DISTRICTS)

Districts	Hospitalized				Home or elsewhere Isolation
	Stable	On low flow oxygen	On High flow oxygen	On Vent	
Faisalabad	06	08	49	01	614
Gujranwala	00	00	09	00	38
Lahore	214	60	157	92	2432
Multan	07	37	15	19	50
Rawalpindi	34	42	46	05	153
Karachi	38	81	230	55	11,103
Hyderabad	00	11	01	00	624
Abbotabad	00	21	02	00	50
Peshawar	00	21	174	25	479
Swat	00	00	11	01	61
Quetta	00	00	02	00	54
Islamabad	09	60	64	27	1,560
Muzaffarabad	03	01	02	00	18
Gilgit	00	03	00	00	00

SUMMARY TABLE BY PROVINCE

Provinces	Lab Status				Hospitalized				Home Isolation	Total Recovered	Total Deaths
	Tested		Positive		Stable	Oxygen		On Vent.			
	Last 24hrs	Total (PCR+RA)	Last 24hrs	Total		On low flow	On High flow				
AJK	656	120,728	77	9,955	17	04	33	00	553	9,055	293
Balochistan	350	188,575	11	19,004	00	00	02	00	87	18,716	199
GB	423	86,512	03	4,954	00	03	00	00	18	4,832	102
Islamabad	4,705	1,095,507	130	43,753	09	60	64	27	1,560	41,539	494
KP	7,142	1,102,546	136	71,282	00	114	242	27	1,706	67,187	2,050
Punjab	16,100	3,229,201	543	168,891	377	241	296	132	5,756	156,821	5,269
Sindh	9,077	2,967,917	296	256,741	49	96	236	55	11,901	240,057	4,301

Contact Details

Dr Palitha Mahipala

WHO Representative
WHO Country Office
Islamabad – Pakistan
Tel: +92 51 9255183
Email: mahipalap@who.int

Dr Michael Lukwiya

Incident Manager
WHO Country Office
Islamabad - Pakistan
Tel: +92 51 9255184
Email: lukwiyam@who.int