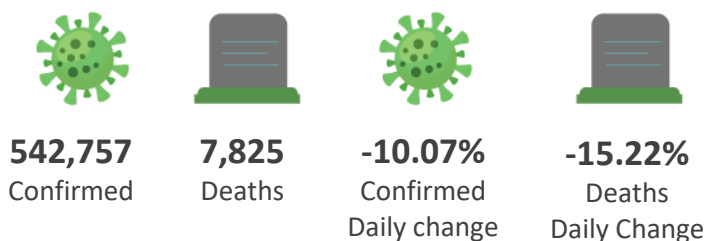


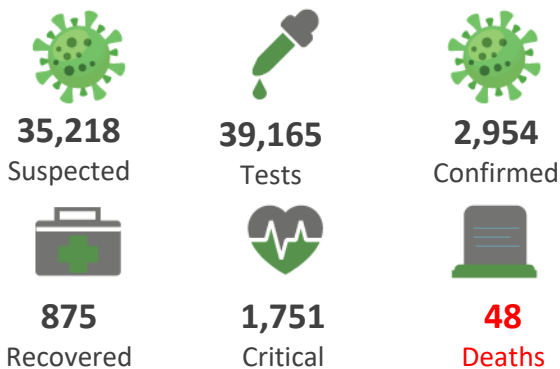


## COVID-19 SITUATION REPORT

### GLOBAL UPDATES (Last 24hr)

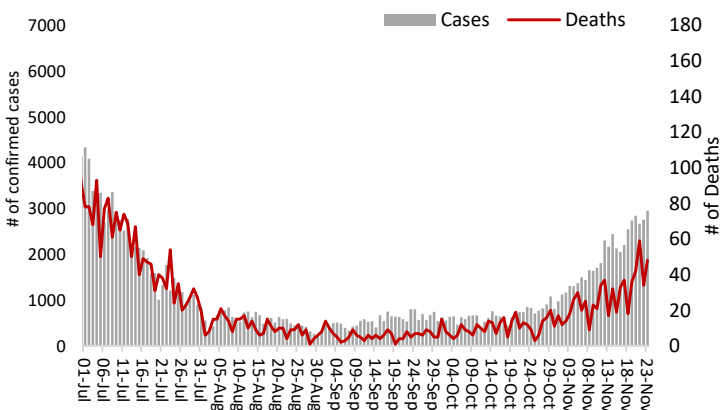


### PAKISTAN UPDATES (Last 24hr)

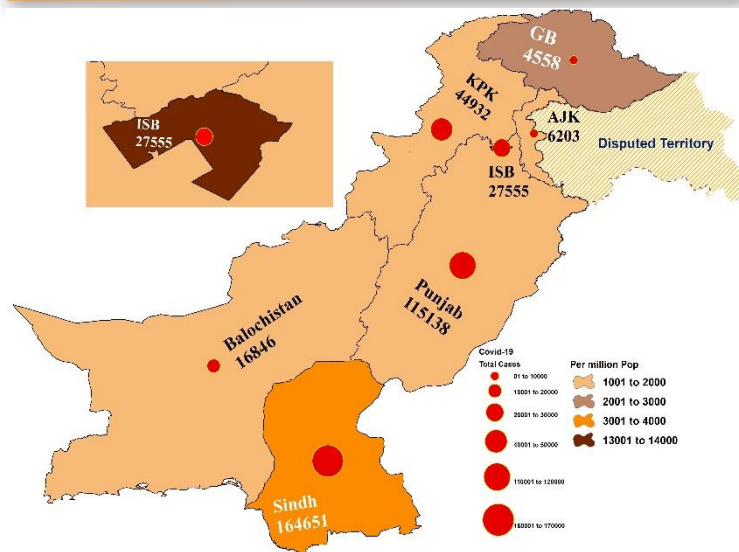


### INCIDENCE & DEATHS BY DATE

01-Jul - 23-Nov 2020



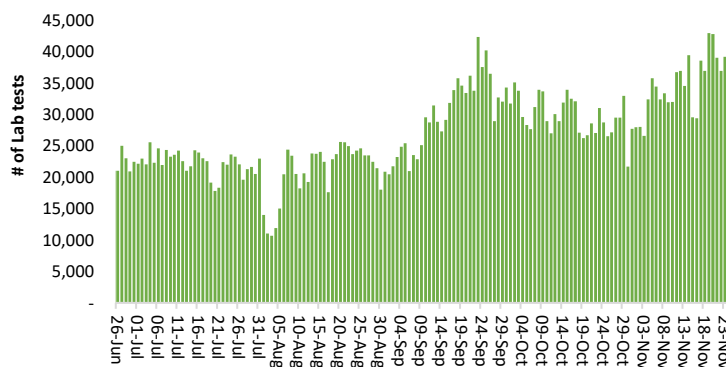
### TOTAL CASES & CASES PER MILLION POP.



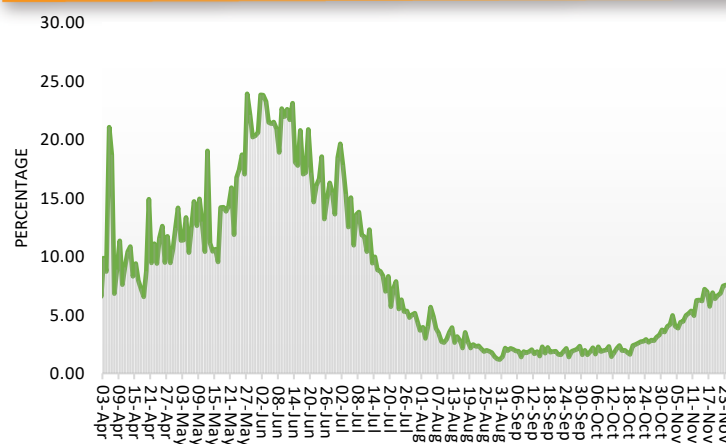
Pakistan reported **2,954** new cases of COVID-19 on **23 November 2020**. The total number of cases notified since the beginning of the outbreak is **379,883** with **7,744** deaths (**CFR: 2.04%**). Out of the total **40,379** currently active cases, **2,234** cases are hospitalized.

### LAB TEST CONDUCTED BY DATE

26-Jun to 23-Nov 2020



### POSITIVITY RATE BY DATE



### Funds

Funds Requested: 34 Million USD  
Gaps: 14.98 Million USD

WHO appreciates the contribution of donors (DFID, BMGF, DFATD Canada, JICA, UNOCHA, South Korea, Czech Republic and Germany) to support Government of Pakistan towards COVID-19 through WHO Pakistan.



## MEETINGS & COORDINATION

World Health Organization Pakistan in collaboration with Provincial TB Control program Punjab and District Health Administration Hafizabad, conducted a training for doctors, on strengthening Primary Health Care Regarding TB care services.

The facilitators deliberated on the important topics including Global, National and Provincial TB Situation, introduction to TB, identification of probable cases, lab diagnosis, sputum collection, contacts screening and treatment regimen.

Head of WHO Sub office Punjab, Dr. Jamshaid Ahmad briefed on the Universal Health Care Package. He emphasized on active participation of the trainees in the training sessions and application of the knowledge and skill while dealing with patients at the PHC facilities.

In his closing remarks Director TB Control Program, Dr Saeed Akhtar emphasized on the role of Doctors in identification and testing of TB cases. He thanked WHO for supporting the training.

## POSITIVITY RATE BY MAJOR CITIES/DISTRICTS

Last 24 hrs

City/District	Tests Conducted last 24hrs	Tests Positive last 24hrs	Positivity Rate
Muzaffarabad	68	15	22.1%
Karachi	5,863	1,080	18.4%
Abbotabad	560	73	13.0%
Mirpur	144	19	13.2%
Peshawar	642	83	12.9%
Rawapindi	1,377	100	7.3%
Islamabad	6804	530	7.9%
Gilgit	65	4	6.2%
Lahore	4,320	218	5.6%
Quetta	536	29	5.6%
Faisalabad	399	16	4.0%
Swat	62	2	3.2%
Multan	1,707	42	2.5%
Gujranwala	419	4	1.0%

## SUMMARY TABLE (MAJOR CITIES/DISTRICTS)

Districts	Hospitalized				Home or elsewhere Isolation
	Stable	On low flow oxygen	On High flow oxygen	On Vent	
Lahore	204	38	65	54	168
Rawalpindi	51	48	40	28	03
Faisalabad	03	07	60	06	07
Multan	07	05	05	35	28
Gujranwala	00	00	03	00	156
Karachi	63	131	315	67	13,509
Hyderabad	02	15	13	00	1,599
Peshawar	00	55	177	29	693
Swat	00	01	09	00	33
Abbottabad	00	69	07	00	354
Quetta	00	05	16	00	431
Islamabad	32	91	88	48	5,021
Gilgit	01	07	02	00	31

## SUMMARY TABLE BY PROVINCE

Provinces	Lab Status				Hospitalized				Home Isolation	Recovered	Deaths
	Tested		Positive		Stable	Oxygen		On Vent.			
	Last 24hrs	Total	Last 24hrs	Total		On low flow	On High flow				
AJK	539	79,000	80	6,203	15	47	14	00	1,396	4,584	147
Balochistan	602	143,829	36	16,846	00	05	16	00	601	16,061	163
GB	313	52,347	16	4,558	00	11	05	00	144	4,303	95
Islamabad	6,804	619,099	537	27,555	32	91	88	48	5,021	21,990	285
KP	4,392	577	333	44,932	00	164	212	32	2,772	40,422	1,330
Punjab	15,678	1,877,938	630	115,138	349	144	205	134	13,393	98,034	2,879
Sindh	10,837	1,906,075	1,322	164,651	87	146	322	67	14,818	146,366	2,845

### Contact Details

#### Dr Palitha Mahipala

WHO Representative  
WHO Country Office  
Islamabad – Pakistan  
Tel: +92 51 9255183  
Email: mahipalap@who.int

#### Dr Michael Lukwiya

Incident Manager  
WHO Country Office  
Islamabad - Pakistan  
Tel: +92 51 9255184  
Email: lukwiyam@who.int