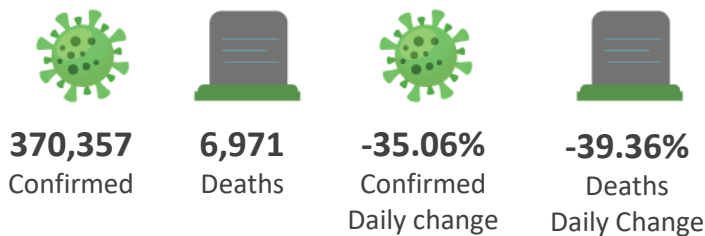


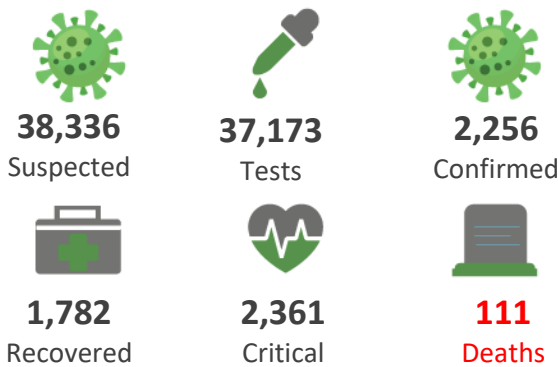


COVID-19 SITUATION REPORT

GLOBAL UPDATES (Last 24hr)

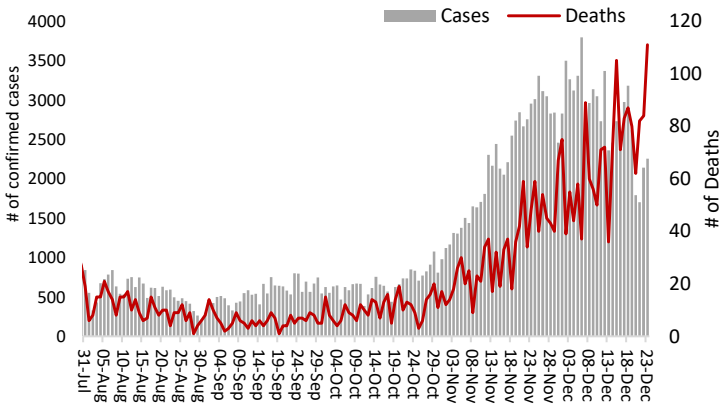


PAKISTAN UPDATES (Last 24hr)

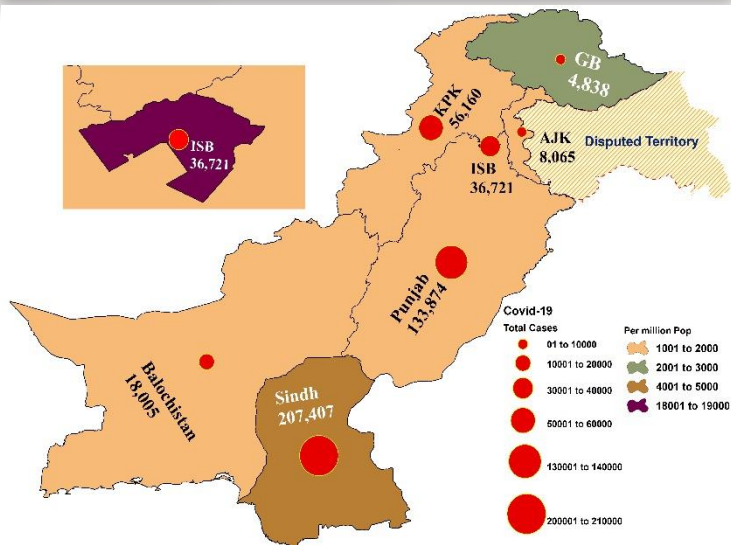


INCIDENCE & DEATHS BY DATE

31-Jul - 23-Dec 2020



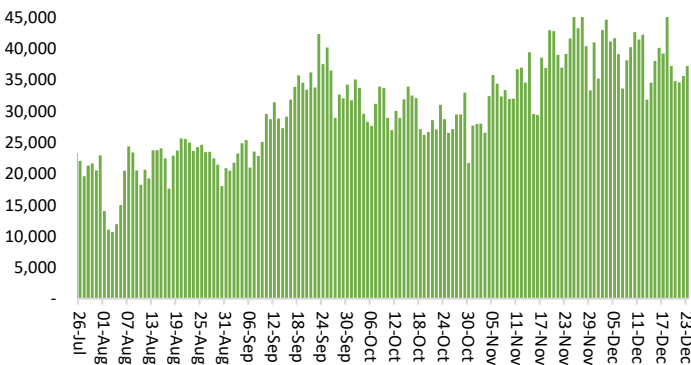
TOTAL CASES & CASES PER MILLION POP.



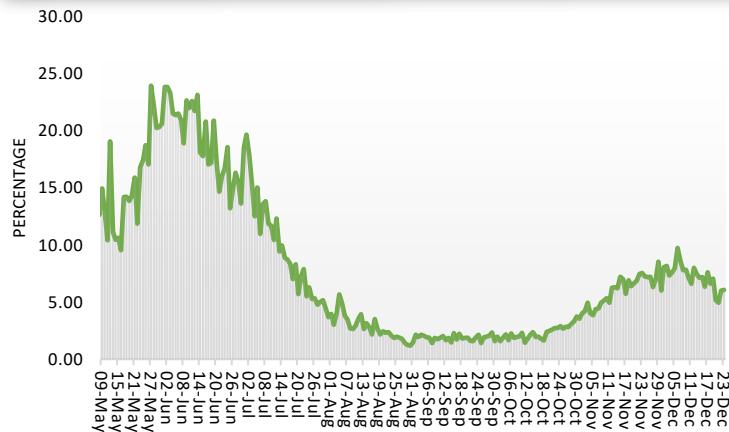
Pakistan reported **2,256** new cases of COVID-19 on **23 December 2020**. The total number of cases notified since the beginning of the outbreak is **465,070** with **9,668** deaths (**CFR: 2.08%**). Out of the total **38,268** currently active cases **2,878** cases are hospitalized.

LAB TEST CONDUCTED BY DATE

26-Jul to 23-Dec 2020



POSITIVITY RATE BY DATE



Funds

Funds Requested: 34 Million USD
Gaps: 14.98 Million USD

WHO appreciates the contribution of donors (DFID, BMGF, DFATD Canada, JICA, UNOCHA, ECHO, South Korea, Czech Republic and Germany) to support Government of Pakistan towards COVID-19 through WHO Pakistan.



MEETINGS & COORDINATION

On 24th December 2020, World Health Organization Pakistan celebrated the International Universal Health Coverage Day at WHO Country Office Islamabad. The event was graced by the honorable Federal Minister Health, H.E Dr Faisal Sultan, WHO Country Representative Pakistan Dr Palitha Mahipala and WHO UHC Advisor Dr Zafar Mirza.

International Universal Health Coverage Day aims to raise awareness on the need for strong and resilient health systems and delivery of universal health coverage with participation of multiple stakeholders/partners.

During his speech, Dr Palitha highlighted that WHO Pakistan is supporting the Government of Pakistan for expansion of universal health coverage by investing in health systems, especially in Primary Health Care (PHC). He said that UHC day 2020 is of importance as the world is facing the COVID-19 pandemic, which is challenging our resolve to deliver "health for all".

POSITIVITY RATE BY MAJOR CITIES/DISTRICTS

Last 24 hrs

City/District	Tests Conducted last 24hrs	Tests Positive last 24hrs	Positivity Rate (%)
Karachi	5,494	676	12.4%
Peshawar	1,743	191	11.0%
Lahore	5,120	378	7.3%
Abbotabad	192	15	7.8%
Rawalpindi	944	61	6.5%
Mirpur	56	3	5.4%
Islamabad	4,683	238	5.1%
Gujranwala	249	12	5.6%
Muzaffarabad	145	7	4.8%
Multan	680	22	3.2%
Quetta	334	10	3.0%
Faisalabad	1,112	30	2.7%
Gilgit	121	3	2.5%
Swat	269	4	1.5%

Districts	Hospitalized				Home or elsewhere Isolation
	Stable	On low flow oxygen	On High flow oxygen	On Vent	
Lahore	218	47	113	83	3,100
Rawalpindi	49	74	82	16	896
Faisalabad	03	11	55	03	385
Multan	06	98	14	34	430
Gujranwala	00	00	03	00	67
Karachi	88	149	448	85	17,232
Hyderabad	07	18	07	00	763
Peshawar	00	58	284	31	1,447
Swat	00	02	13	00	68
Abbottabad	00	61	10	00	202
Quetta	00	00	04	00	125
Islamabad	27	97	85	34	4,748
Muzaffarabad	01	01	01	00	117
Gilgit	00	04	00	00	07

SUMMARY TABLE BY PROVINCE

Provinces	Lab Status				Hospitalized				Home Isolation	Recovered	Deaths
	Tested		Positive		Stable	Oxygen		On Vent.			
	Last 24hrs	Total	Last 24hrs	Total		On low flow	On High flow				
AJK	405	96,099	25	8,065	09	07	16	00	657	7,165	211
Balochistan	443	157,445	25	18,005	00	00	04	00	291	17,529	181
GB	389	63,759	06	4,838	00	04	00	00	86	4,649	99
Islamabad	4,683	792,595	238	36,721	27	97	85	34	4,748	31,332	398
KP	4,124	724,388	349	56,160	00	180	371	34	3,754	50,244	1,577
Punjab	15,486	2,329,435	695	133,874	373	311	320	176	7,695	121,216	3,783
Sindh	11,643	2,264,519	918	207,407	108	172	465	85	18,159	184,999	3,419

Contact Details

Dr Palitha Mahipala

WHO Representative
WHO Country Office
Islamabad – Pakistan
Tel: +92 51 9255183
Email: mahipalap@who.int

Dr Michael Lukwiya

Incident Manager
WHO Country Office
Islamabad - Pakistan
Tel: +92 51 9255184
Email: lukwiyam@who.int