



SITUATION REPORT

COVID-19 PAKISTAN

Friday, 24 July 2020 (Day – 149)

Daily Updates (Last 24hrs)

21,127

Suspected Cases

22,006

Tests Conducted

1,209

Confirmed Cases

6,608

Recovered Cases

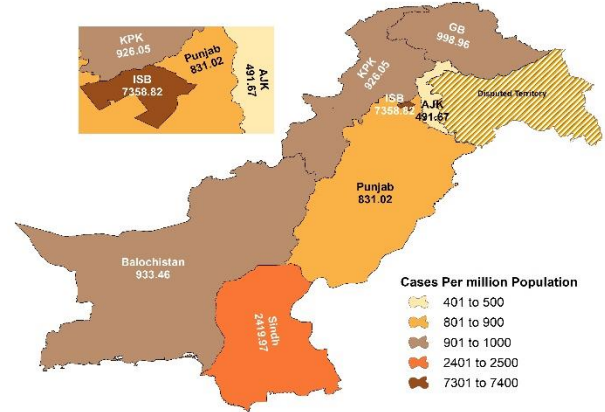
1,316

Currently Critical

54

Deaths

COVID-19 case density/million Population

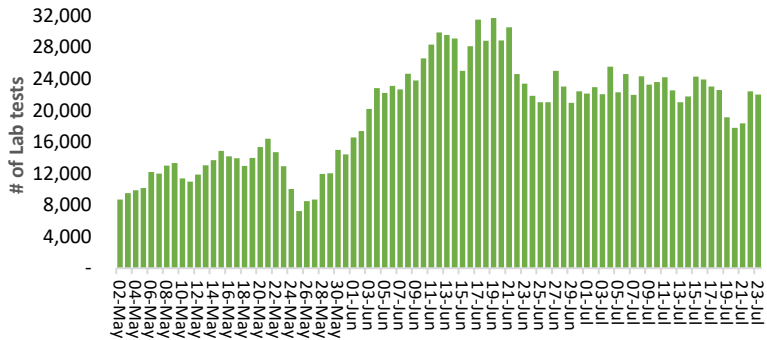


Executive Summary

Pakistan reported **1,209** new cases of COVID-19 on **23 July 2020**. The total number of cases notified since the beginning of the outbreak is **270,400** with **5,763** deaths (**CFR: 2.13%**). Out of the total **44,854** currently active cases, **2,241** cases are hospitalized, out of which **1,316 (58.72%)** are in critical condition. **42,613** COVID-19 positive cases are at designated isolation facilities or in-home isolation. A total of **219,783 (81.28%)** have recovered and discharged.

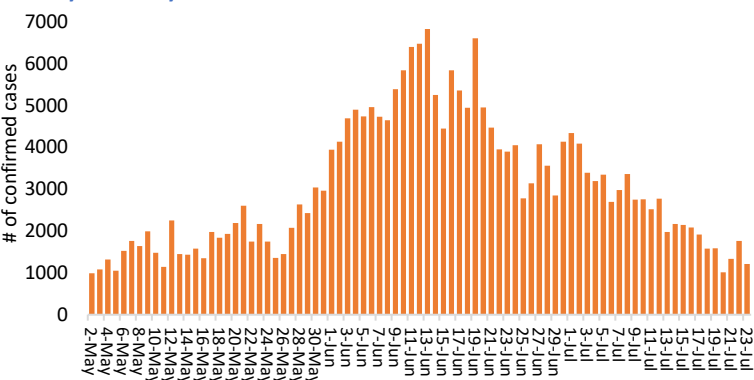
Daily Lab tests conducted in Pakistan

01 May to 23 July 2020



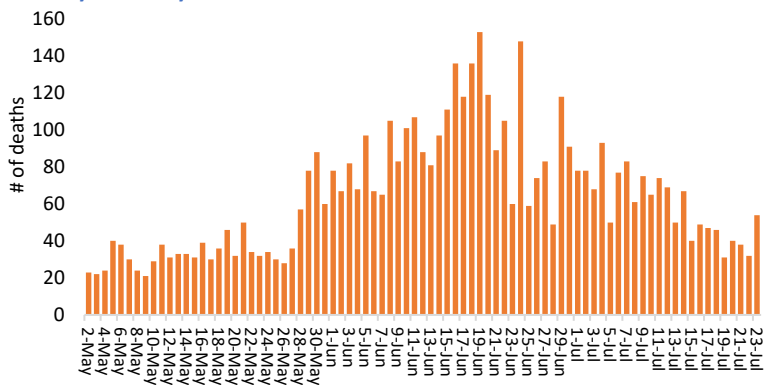
Daily incidence of COVID-19 cases in Pakistan

01 May to 23 July 2020



Daily Mortality in Pakistan

01 May to 23 July 2020



Funds

Funds Requested: 21.5 Million USD


Gaps: 14.98 Million USD

WHO appreciates the contribution of donors (DFID, BMGF, DFATD Canada, JICA, UNOCHA, South Korea, Czech Republic and Germany) to support Government of Pakistan towards COVID-19 through WHO Pakistan.

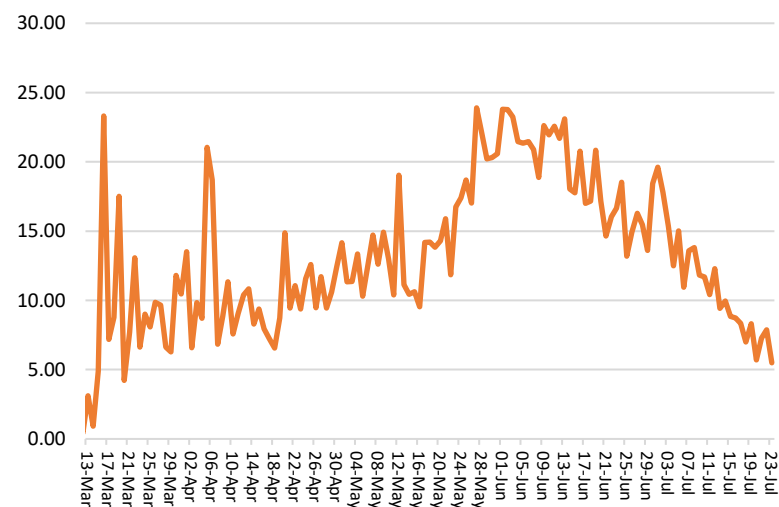
Meeting & Coordination

Today, 24th July 2020, WHO country office Pakistan organized virtual partner briefing. The briefing was chaired by the WHO Country representative Pakistan, Dr Palitha Mahipala. The country representative briefed partners on the current COVID-19 situation and response by the government. Key areas discussed included Surveillance, Lab testing, case management, community mobilization, maintaining of essential health services and research.

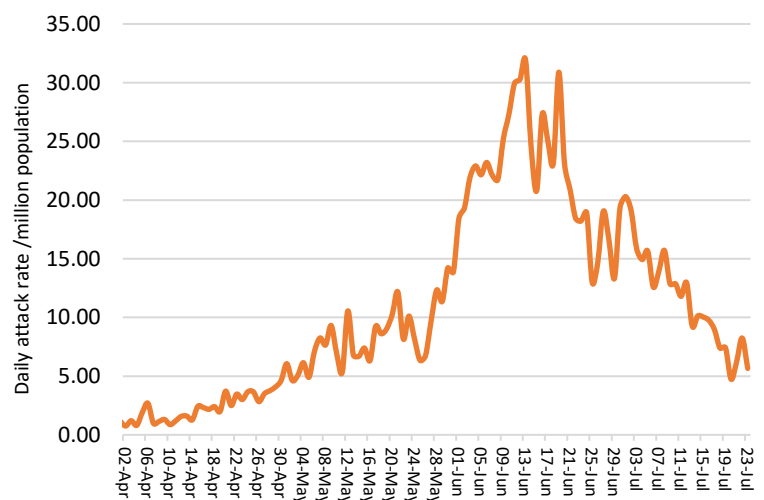
Dr Palitha thanked the partners and donors for their valuable contributions towards containing the COVID-19 outbreak in Pakistan. He urged partners to continue their support to the government.



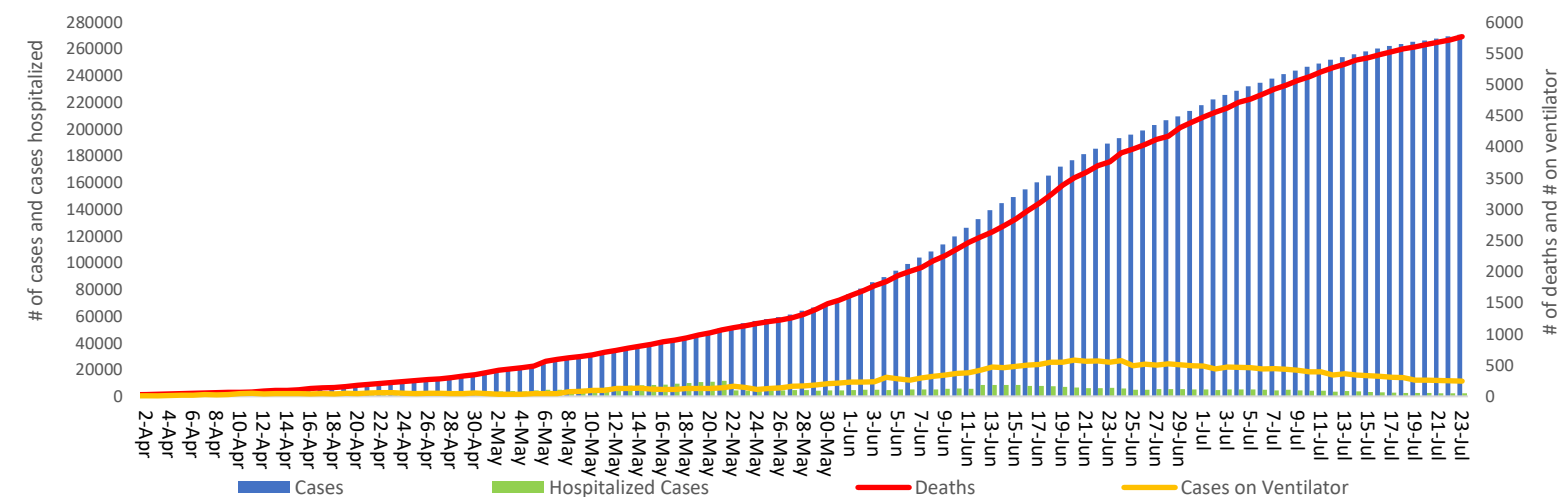
Daily Positivity rate in Pakistan



Daily Attack rate/million population



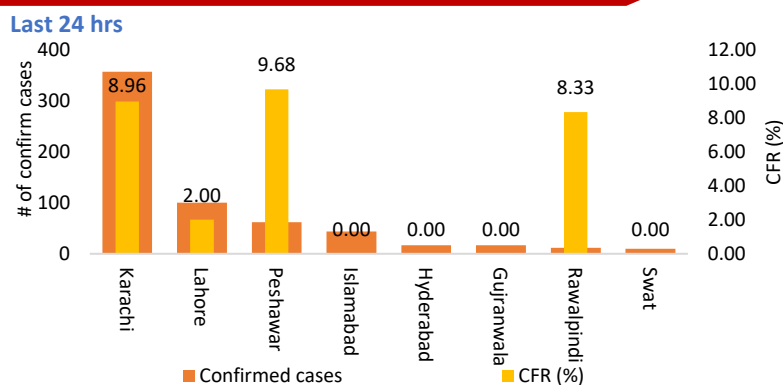
Trends of COVID-19 cases, hospitalized, on ventilator & Deaths



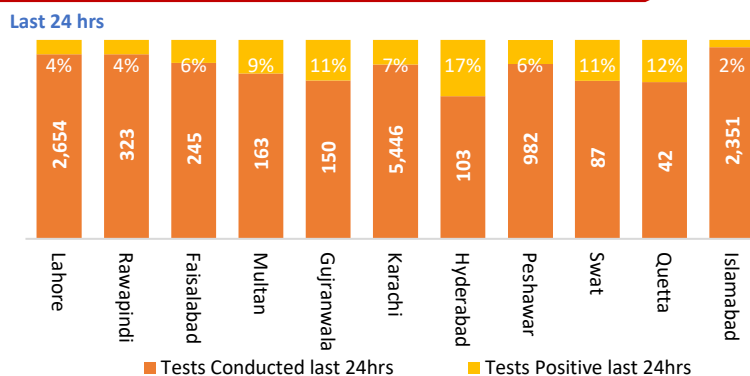
Summary table (Cumulative) as of 24th July 2020

Lab Status		Hospitalized			Home or elsewhere Isolation	Recovered	Deaths
Tested	Positive	Stable	On oxygen	On Vent.			
1,821,296	270,400	925	1,074	242	42,613	219,783	5,763

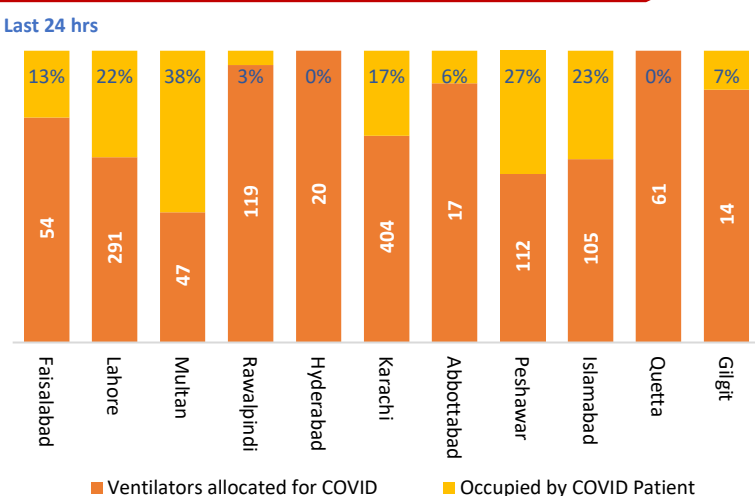
COVID-19 confirmed cases & CFR (%) by districts



COVID-19 Positivity rates in major cities/districts



Occupied COVID ventilators in major cities/districts



Summary table for major cities/districts

Districts	Hospitalized				Home or elsewhere Isolation
	Stable	On low flow oxygen	On High flow oxygen	On Vent.	
Lahore	80	49	118	65	2,425
Rawalpindi	47	22	13	03	380
Faisalabad	16	07	30	07	322
Multan	20	07	06	18	402
Gujranwala	84	00	27	02	180
Karachi	64	88	256	69	6,045
Hyderabad	47	15	08	00	313
Peshawar	09	16	100	30	2,113
Swat	03	00	10	01	249
Quetta	00	01	12	00	798
Islamabad	18	45	05	24	2,489

Summary table by province as of 24th July 2020 (09:00 AM)

Provinces	Lab Status		Hospitalized				Home or elsewhere Isolation	Recovered	Deaths
	Tested	Positive	Stable	On low flow Oxygen	On High flow Oxygen	On Vent.			
AJK	23,740	1,989	39	12	07	00	521	1,361	49
Balochistan	56,215	11,523	00	01	12	00	1,556	9,818	136
G. Baltistan	15,151	1,918	55	31	03	01	249	1,533	46
Islamabad	174,335	14,766	18	45	05	24	2,489	12,023	162
KP	197,340	32,898	59	41	142	38	4,842	26,607	1,169
Punjab	678,010	91,423	451	187	216	110	19,915	68,439	2,105
Sindh	676,505	115,883	303	105	267	69	13,041	100,002	2,096

Source: Ministry of national health Services, regulations and coordination, National emergency operation center

Contact Details

Dr Palitha Mahipala
WHO Representative
WHO Country Office
Islamabad – Pakistan
Tel: +92 51 9255183
ail: mahipalap@who.int

Dr Michael Lukwiya
Incident Manager
WHO Country Office
Islamabad - Pakistan
Tel: +92 51 9255184
Email: lukwiyam@who.int