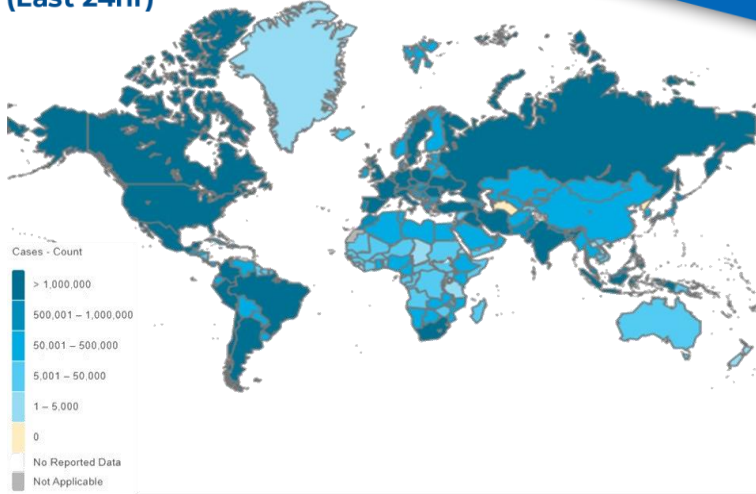


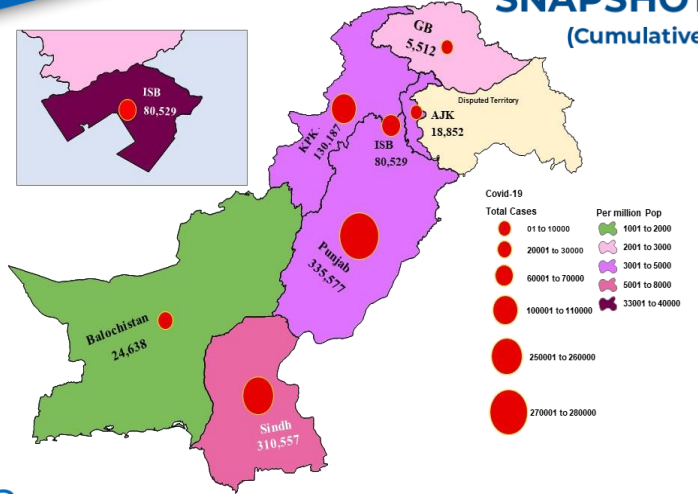
PAKISTAN COVID-19 SITUATION REPORT



GLOBAL UPDATES (Last 24hr)



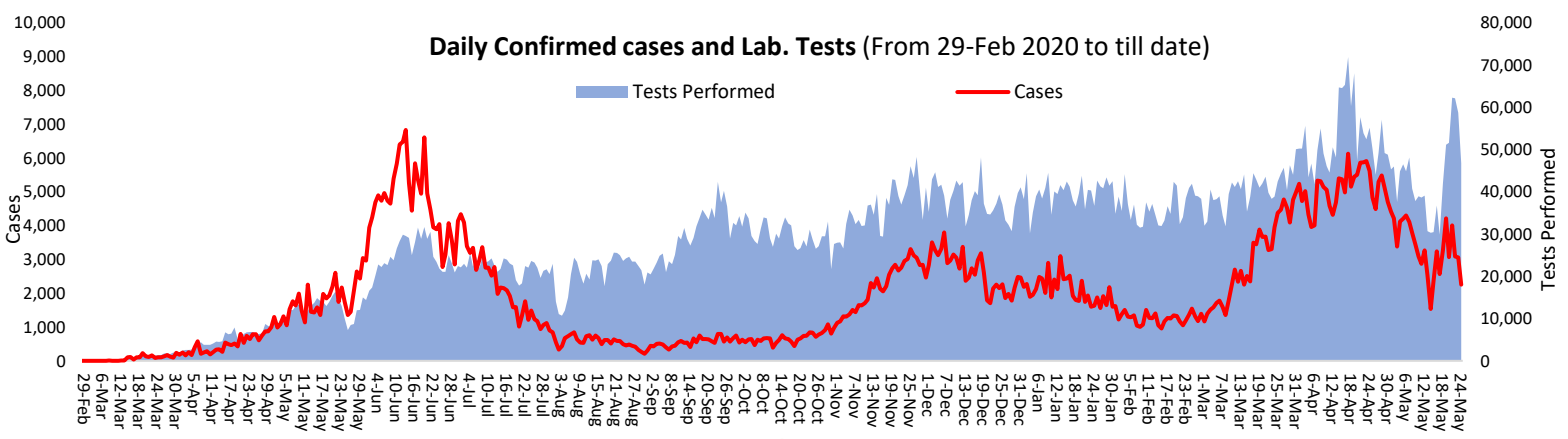
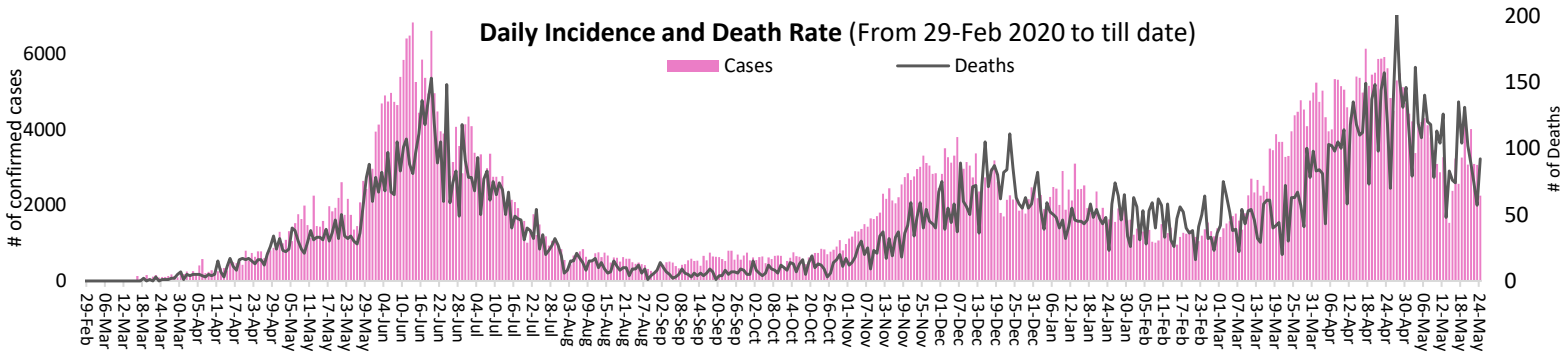
PAKISTAN COVID-19 SNAPSHOT (Cumulative)



| | | | | | | |
|-----------------------------|-------------------------|---------------------------------|--------------------------------|--------------------------------|----------------------------|-----------------------------|
| 508,074 Confirmed | 10,807 Deaths | -10.43% Daily Changes | -6.92% Daily Changes | 12,459,655 Suspected | 12,884,544 Tests | 905,852 Confirmed |
| 823,157 Recovered | 62,295 Active | 20,400 Deaths | | | | |

PAKISTAN SNAPSHOT (LAST 24hr)

| | | | | | |
|----------------------------|------------------------|---------------------------|---------------------------|--------------------------|---------------------|
| 44,562 Suspected | 46,726 Tests | 2,253 Confirmed | 2,783 Recovered | 4,300 Critical | 92 Deaths |
|----------------------------|------------------------|---------------------------|---------------------------|--------------------------|---------------------|



FUNDS

Funds Requested: 34 Million USD
Gaps: 14.98 million USD

WHO appreciates the contribution of donors (FCDO, BMGF, DFATD Canada, JICA, UNOCHA, ECHO, South Korea, Czech Republic and Germany) to support Government of Pakistan towards, COVID-19 through WHO Pakistan.

Meeting and Coordination

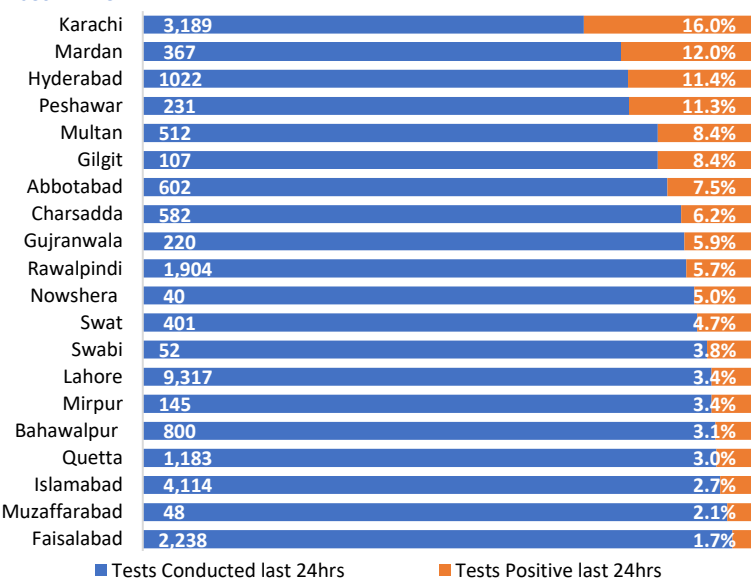


On the 22nd May 2021, WHO Country Representative Pakistan, Dr Palitha Mahipala participated in the Dengue Awareness Walk in Lahore, Punjab province at the special invitation of the Director General Health services Punjab, Dr Haroon Jehangir Khan. The walk is part of the commemoration of the Dengue Day which was observed in all the 36 districts of Punjab Province.

During the occasion, Dr. Palitha appreciated Punjab Health Department under the leadership of Dr. Haroon Jehangir for initiating the Dengue awareness activities across the province amidst the ongoing COVID-19 surge. He highlighted the need for a multi-sectoral approach to the Dengue response, and engagement of educational institutions in Vector control.

Positivity Rate by Major Cities/Districts

Last 24 hrs



Summary Table (Major Cities /Districts)

| Districts | Hospitalized | | | | Home or elsewhere Isolation |
|--------------|--------------|--------------------|---------------------|---------|-----------------------------|
| | Stable | On low flow oxygen | On High flow oxygen | On Vent | |
| Mirpur | 01 | 00 | 10 | 00 | 127 |
| Muzaffarabad | 04 | 07 | 10 | 00 | 259 |
| Quetta | 00 | 01 | 28 | 00 | 667 |
| Gilgit | 01 | 06 | 02 | 00 | 55 |
| Islamabad | 00 | 116 | 130 | 32 | 7,096 |
| Abbottabad | 00 | 49 | 09 | 00 | 194 |
| Peshawar | 00 | 80 | 295 | 40 | 195 |
| Swat | 00 | 18 | 68 | 02 | 100 |
| Bahawalpur | 00 | 20 | 57 | 20 | 640 |
| Faisalabad | 12 | 33 | 208 | 19 | 2,512 |
| Gujranwala | 00 | 24 | 31 | 08 | 15 |
| Lahore | 74 | 90 | 307 | 188 | 2,432 |
| Multan | 01 | 159 | 11 | 89 | 1,024 |
| Rawalpindi | 07 | 59 | 93 | 11 | 786 |
| Hyderabad | 03 | 27 | 26 | 02 | 4,299 |
| Karachi | 43 | 158 | 503 | 65 | 16,813 |

Summary Table by Province

| Provinces | Lab Status | | | | Stable | Hospitalized | | | Home Isolation | Total Recovered | Total Deaths |
|-------------|------------|----------------|------------|---------|--------|--------------|--------------|----------|----------------|-----------------|--------------|
| | Tested | | Positive | | | Oxygen | | On Vent. | | | |
| | Last 24hrs | Total (PCR+RA) | Last 24hrs | Total | | On low flow | On High flow | | | | |
| AJK | 687 | 192,027 | 44 | 18,852 | 10 | 14 | 32 | 00 | 1,513 | 16,751 | 532 |
| Balochistan | 1,498 | 260,786 | 55 | 24,638 | 00 | 01 | 28 | 00 | 911 | 23,428 | 270 |
| GB | 400 | 118,442 | 12 | 5,512 | 01 | 06 | 04 | 00 | 94 | 5,300 | 107 |
| Islamabad | 4,114 | 1,553,843 | 111 | 80,529 | 00 | 116 | 130 | 32 | 7,096 | 72,409 | 746 |
| KP | 6,250 | 1,751,632 | 304 | 130,187 | 00 | 372 | 578 | 46 | 5,235 | 119,986 | 3,970 |
| Punjab | 22,389 | 5,004,838 | 817 | 335,577 | 344 | 717 | 951 | 376 | 20,477 | 302,873 | 9,839 |
| Sindh | 11,388 | 4,002,976 | 910 | 310,557 | 68 | 205 | 624 | 68 | 22,246 | 282,410 | 4,936 |

Contact Details

Dr Palitha Mahipala
WHO Representative
WHO Country Office
Islamabad – Pakistan
Tel: +92 51 9255183
Email: mahipalap@who.int

Dr Michael Lukwiya
Incident Manager
WHO Country Office
Islamabad - Pakistan
Tel: +92 51 9255184
Email: lukwiyam@who.int